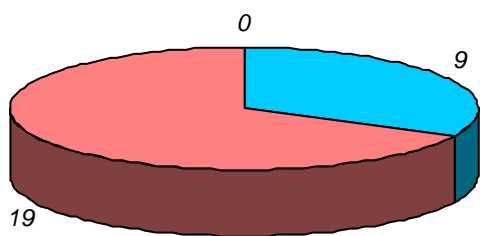


schede valide : 28 schede bianche : 0 schede nulle : 0

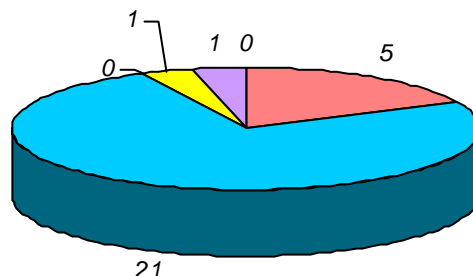
Informazioni degli studenti

domanda 1: sesso



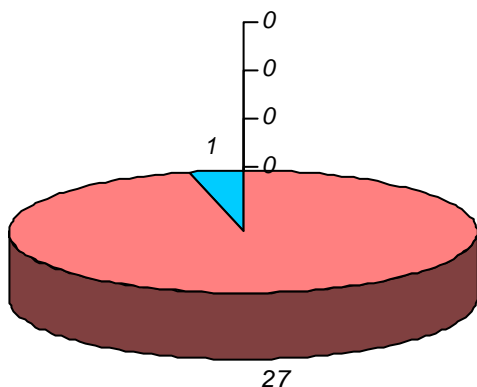
maschio femmina non risponde

domanda 2: diploma scuola media sup.



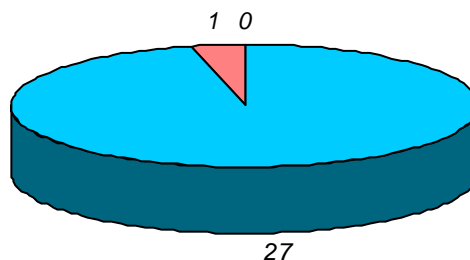
classico scientifico
tecnico-prof.le magistrale
altro non risponde

domanda 3: posizione lavorativa



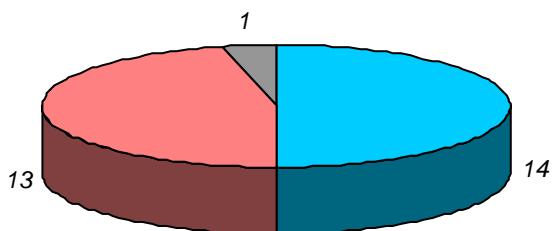
non lavora dipendente saltuario
dipendente continuo autonomo
impresa famil. non risponde

domanda 4: posizione universitaria



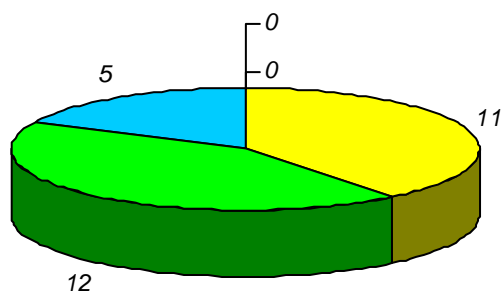
in corso fuori corso/ripetente
non risponde

domanda 5: in regola con gli esami



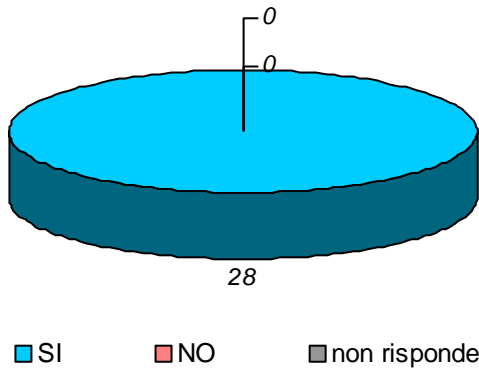
SI NO non risponde

domanda 6: votazione media esami

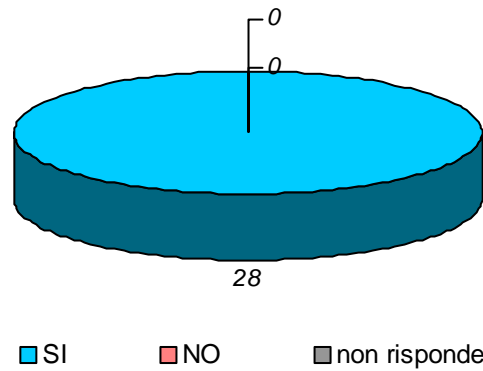


18-20 21-24
25-27 28-30
non risponde

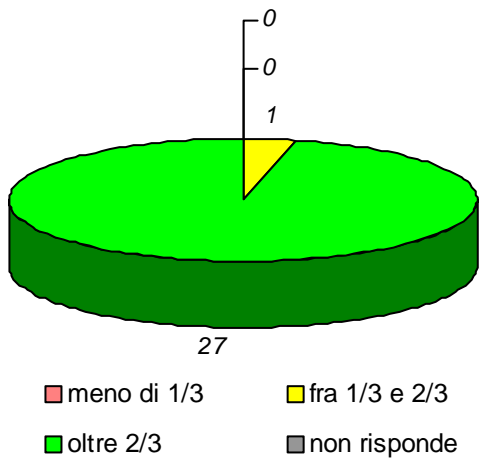
domanda 7: prima volta che affronta l'esame della disciplina



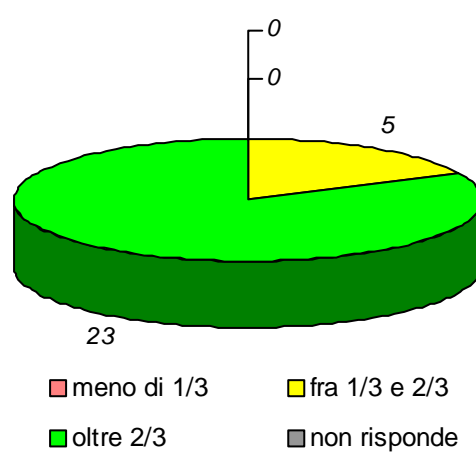
domanda 8: prima volta che segue la disciplina



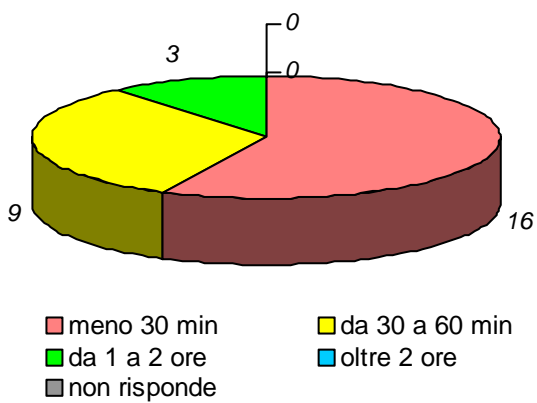
domanda 9: percentuale di frequenza della disciplina



domanda 10: percentuale di frequenza delle discipline del piano studi

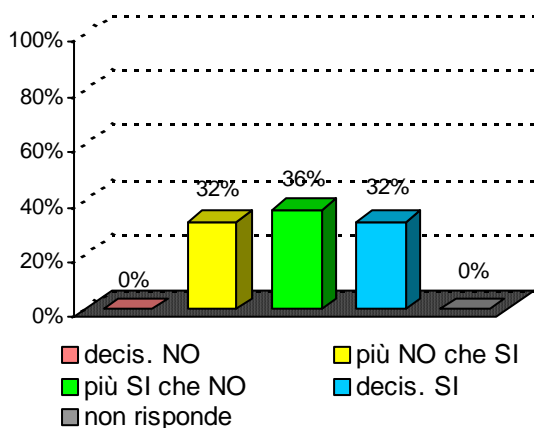


domanda 11: tempo medio per raggiungere l'Università

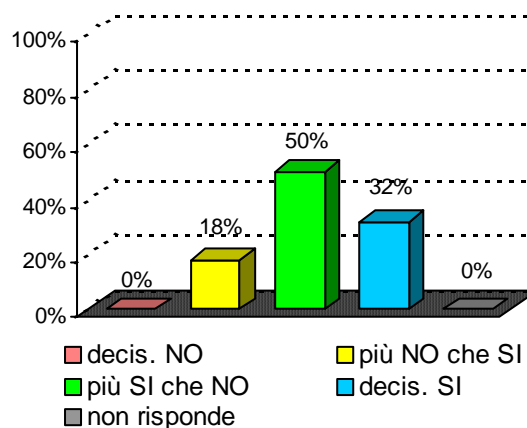


Organizzazione e Infrastrutture

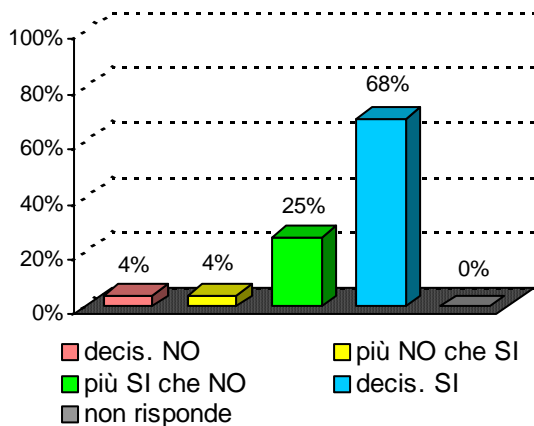
domanda 12 : accettabilità carico studio totale



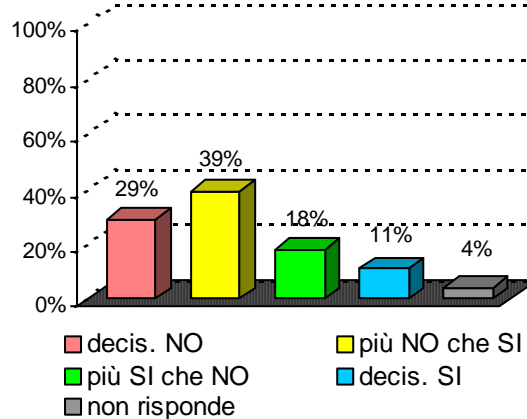
domanda 13 : accettabilità organizzazione complessiva



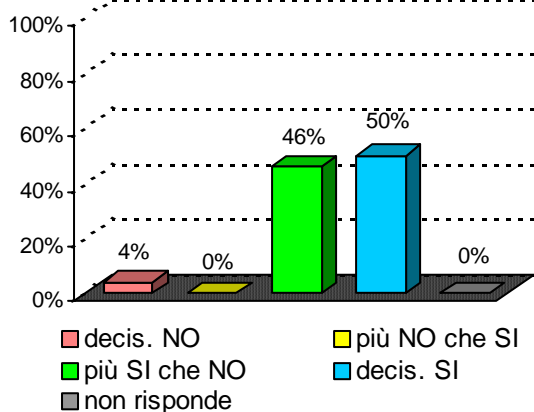
domanda 14 : chiarezza definizione modalità esame

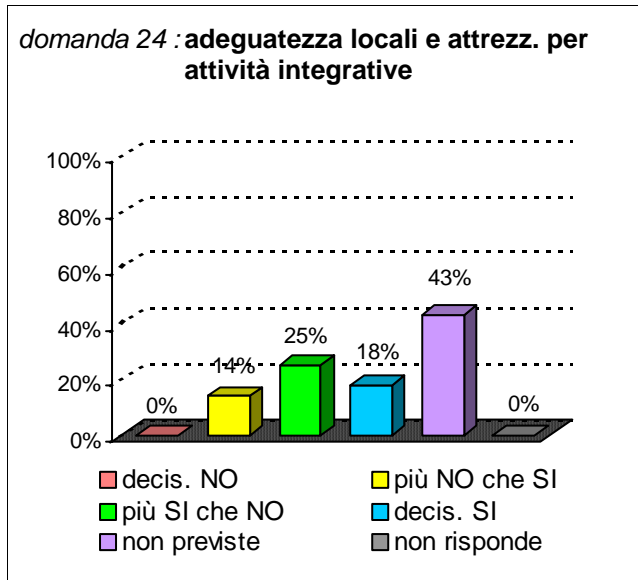
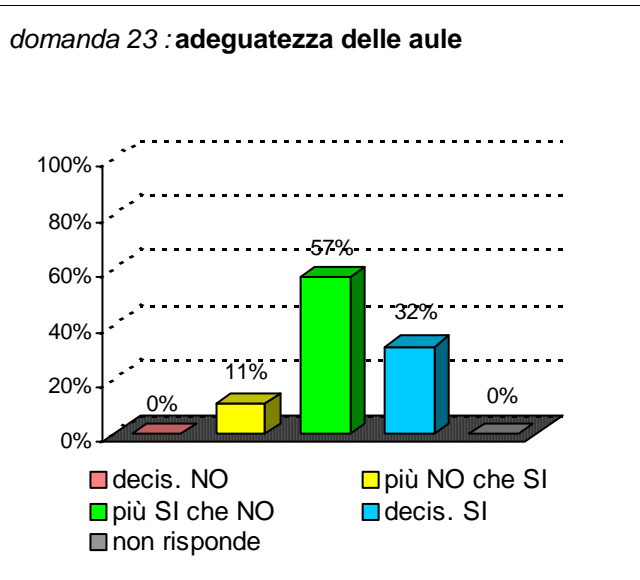


domanda 15 : rispetto orari svolgimento didattica

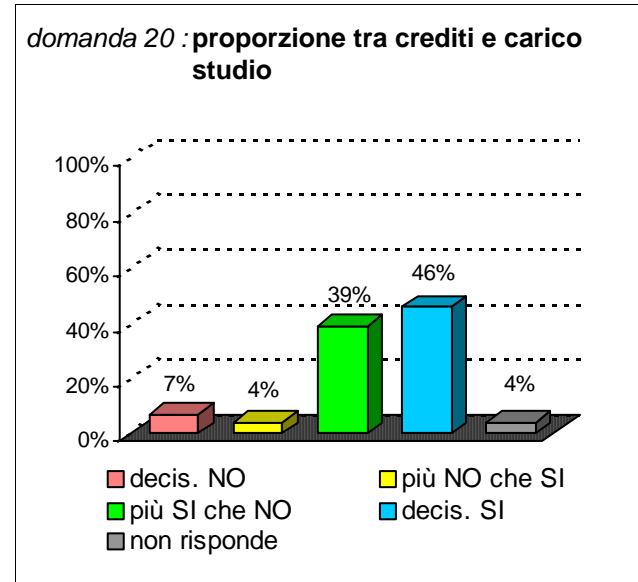
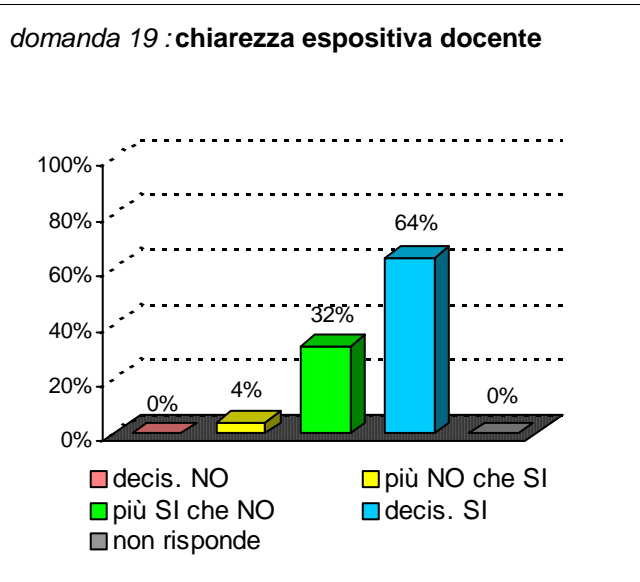
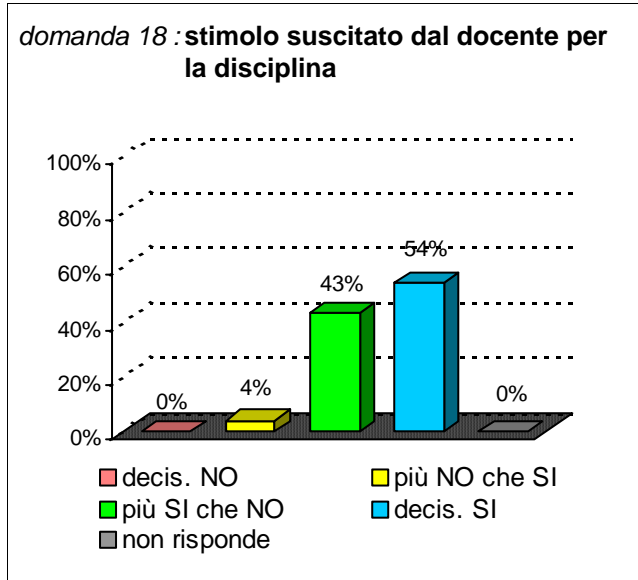
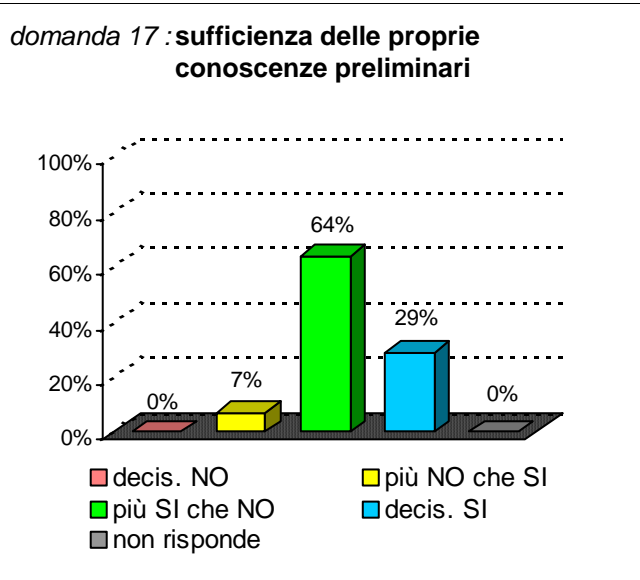


domanda 16 : reperibilità del docente

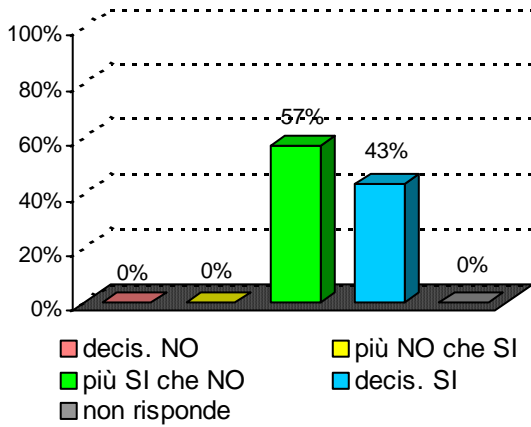




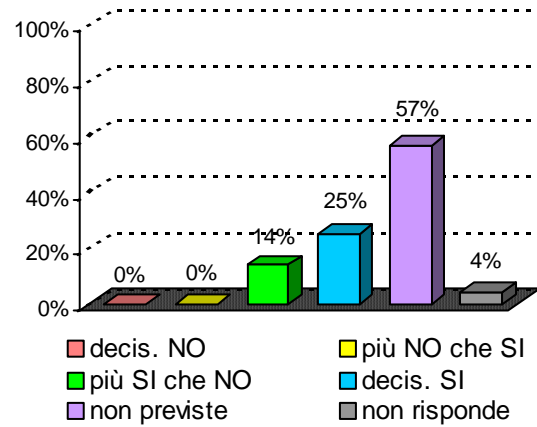
Didattica e Soddisfazione



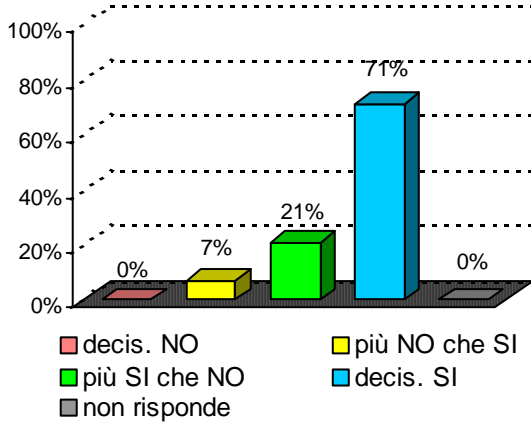
domanda 21 : adeguatezza materiale didattico



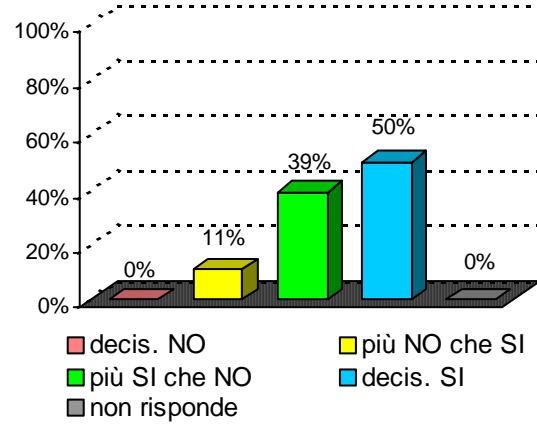
domanda 22 : utilità delle attività didattiche integrative



domanda 25 : interesse per argomenti della disciplina



domanda 26 : soddisfazione complessiva



Sintesi delle valutazioni (domande qualitative) dell'insegnamento confrontate con quelle del rispettivo Corso di Studi e del Dipartimento di afferenza

Valutazione dell' insegnamento con codice : 31119

| domanda | decis. NO | più NO che SI | più SI che NO | decis. SI | non previste | non risponde |
|---------|-----------|---------------|---------------|-----------|--------------|--------------|
| 14 | 4% | 4% | 25% | 68% | | 0% |
| 15 | 29% | 39% | 18% | 11% | | 4% |
| 16 | 4% | 0% | 46% | 50% | | 0% |
| 17 | 0% | 7% | 64% | 29% | | 0% |
| 18 | 0% | 4% | 43% | 54% | | 0% |
| 19 | 0% | 4% | 32% | 64% | | 0% |
| 20 | 7% | 4% | 39% | 46% | | 4% |
| 21 | 0% | 0% | 57% | 43% | | 0% |
| 22 | 0% | 0% | 14% | 25% | 57% | 4% |
| 25 | 0% | 7% | 21% | 71% | | 0% |
| 26 | 0% | 11% | 39% | 50% | | 0% |

Valutazione del corso di laurea :

Scienze biologiche

classe : L-13

sede didattica : CATANIA

| domanda | decis. NO | più NO che SI | più SI che NO | decis. SI | non previste | non risponde |
|---------|-----------|---------------|---------------|-----------|--------------|--------------|
| 14 | 5% | 11% | 35% | 49% | | 0% |
| 15 | 3% | 7% | 32% | 57% | | 1% |
| 16 | 2% | 6% | 38% | 53% | | 2% |
| 17 | 7% | 17% | 50% | 25% | | 1% |
| 18 | 9% | 17% | 39% | 34% | | 1% |
| 19 | 6% | 15% | 41% | 37% | | 1% |
| 20 | 9% | 17% | 46% | 28% | | 1% |
| 21 | 7% | 15% | 48% | 29% | | 1% |
| 22 | 2% | 7% | 25% | 27% | 36% | 3% |
| 25 | 5% | 11% | 37% | 46% | | 1% |
| 26 | 7% | 15% | 43% | 35% | | 0% |

Valutazione del Dipart. : Scienze Biologiche Geologiche ed Ambientali

| domanda | decis. NO | più NO che SI | più SI che NO | decis. SI | non previste | non risponde |
|---------|-----------|---------------|---------------|-----------|--------------|--------------|
| 14 | 5% | 14% | 39% | 42% | | 0% |
| 15 | 3% | 9% | 35% | 53% | | 1% |
| 16 | 2% | 7% | 41% | 49% | | 1% |
| 17 | 6% | 17% | 50% | 27% | | 0% |
| 18 | 7% | 16% | 42% | 36% | | 0% |
| 19 | 5% | 13% | 41% | 39% | | 1% |
| 20 | 9% | 15% | 46% | 29% | | 1% |
| 21 | 7% | 15% | 48% | 29% | | 1% |
| 22 | 2% | 6% | 24% | 28% | 37% | 3% |
| 25 | 4% | 10% | 38% | 48% | | 0% |
| 26 | 6% | 14% | 43% | 37% | | 0% |