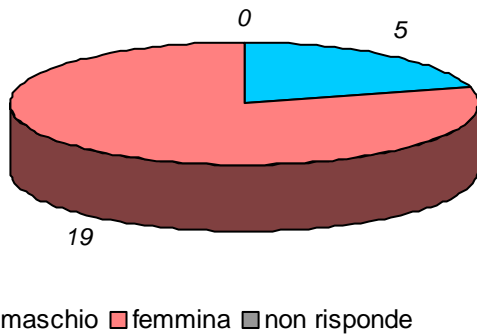


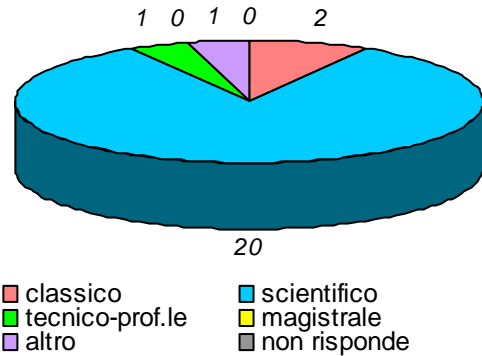
schede valide : 24 schede bianche : 0 schede nulle : 0

Informazioni degli studenti

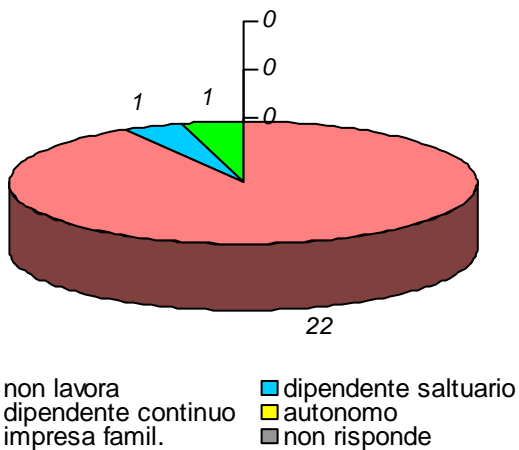
domanda 1: sesso



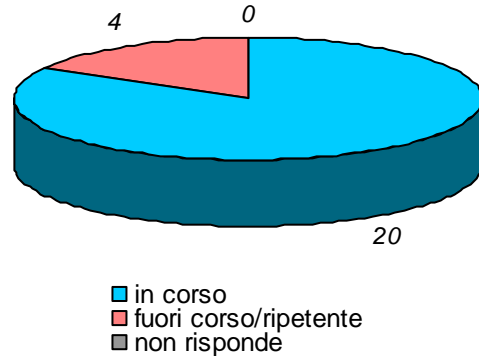
domanda 2: diploma scuola media sup.



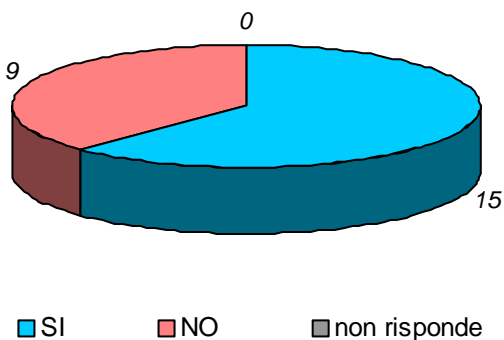
domanda 3: posizione lavorativa



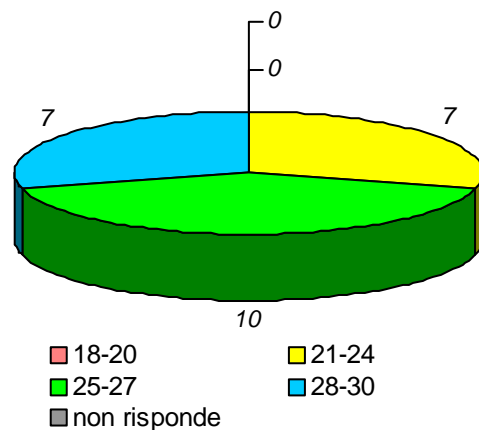
domanda 4: posizione universitaria



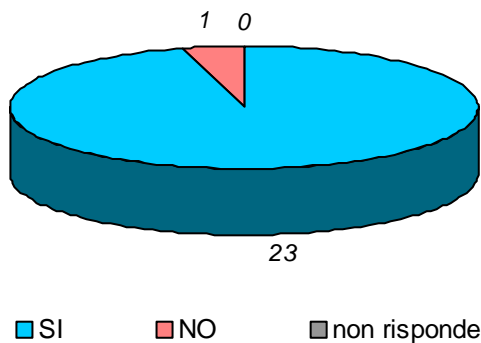
domanda 5: in regola con gli esami



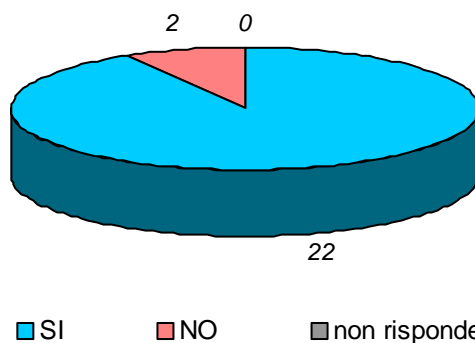
domanda 6: votazione media esami



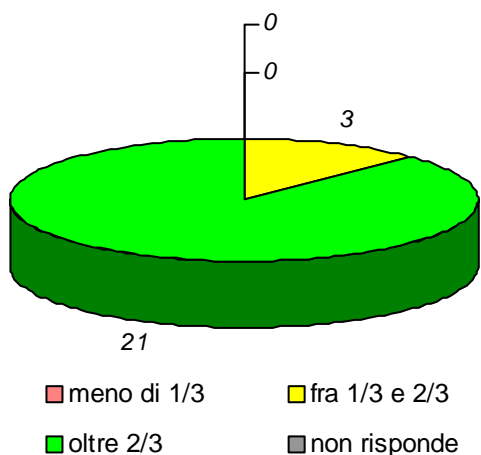
domanda 7: prima volta che affronta l'esame della disciplina



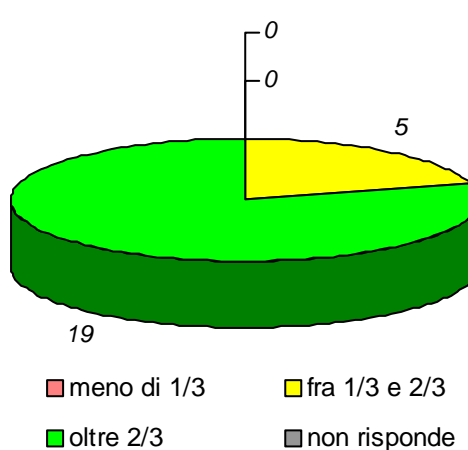
domanda 8: prima volta che segue la disciplina



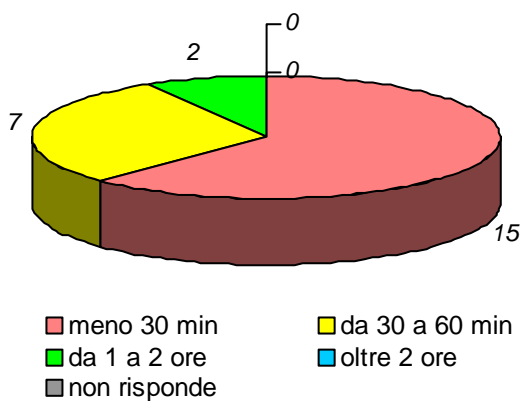
domanda 9: percentuale di frequenza della disciplina



domanda 10 : percentuale di frequenza delle discipline del piano studi

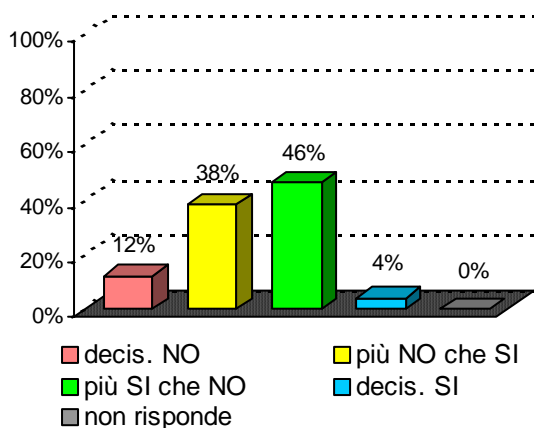


domanda 11 : tempo medio per raggiungere l'Università

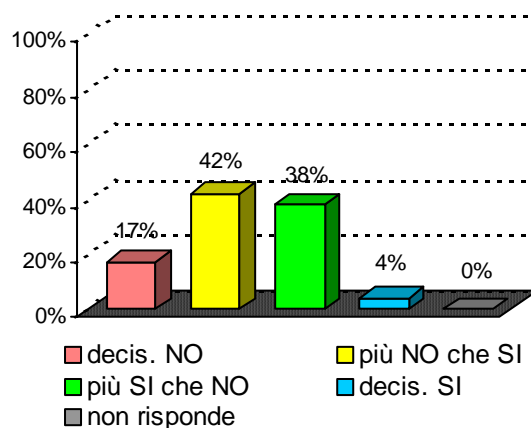


Organizzazione e Infrastrutture

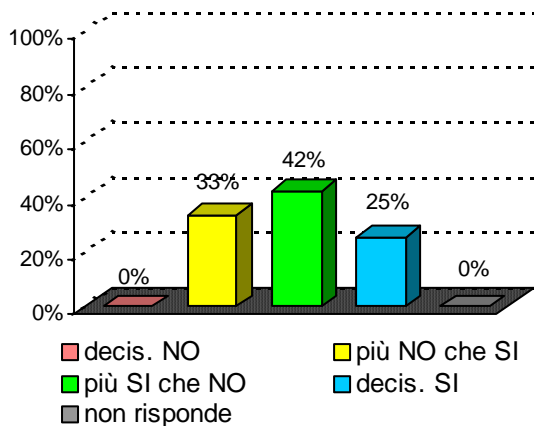
domanda 12 : accettabilità carico studio totale



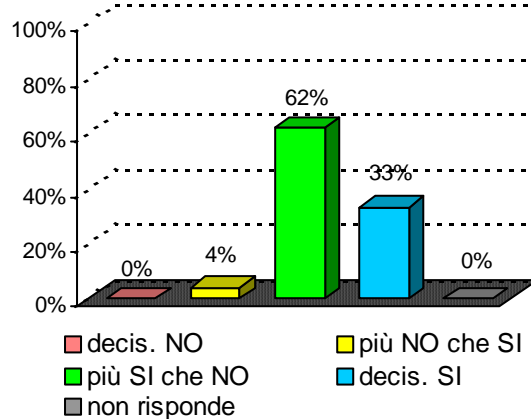
domanda 13 : accettabilità organizzazione complessiva



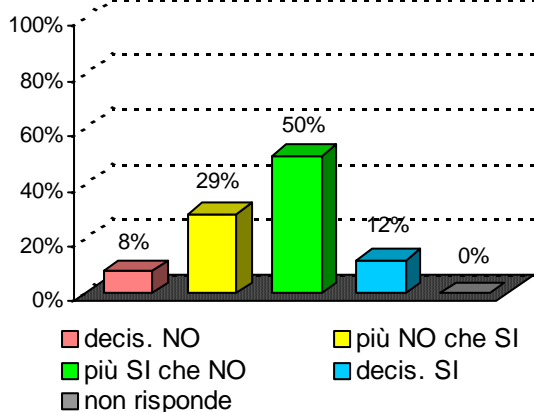
domanda 14 : chiarezza definizione modalità esame

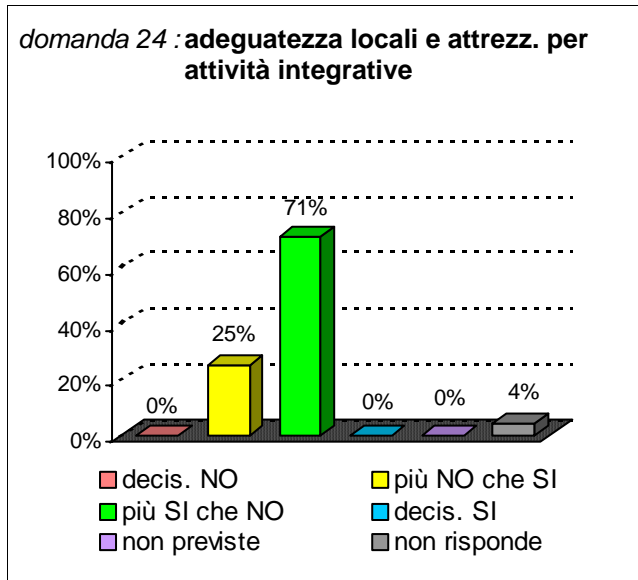
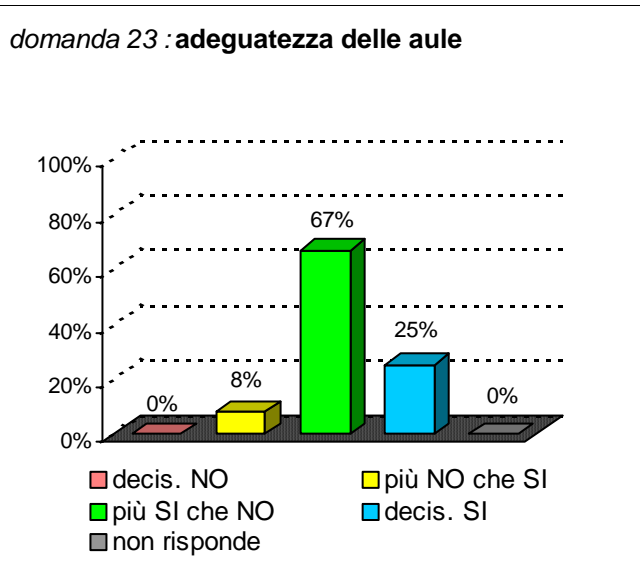


domanda 15 : rispetto orari svolgimento didattica

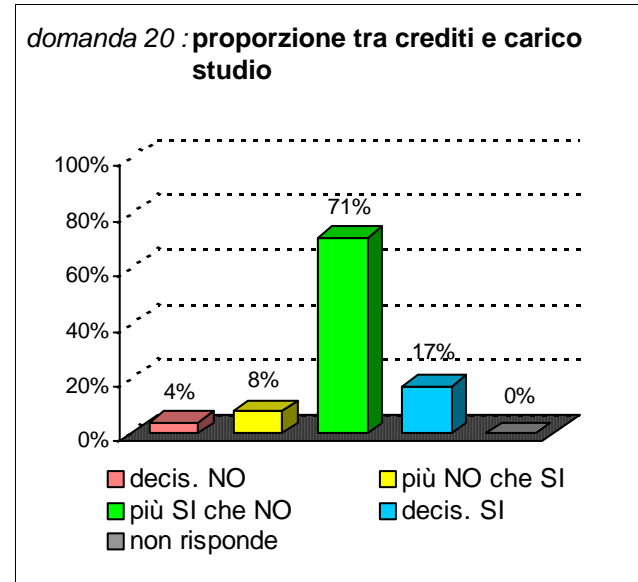
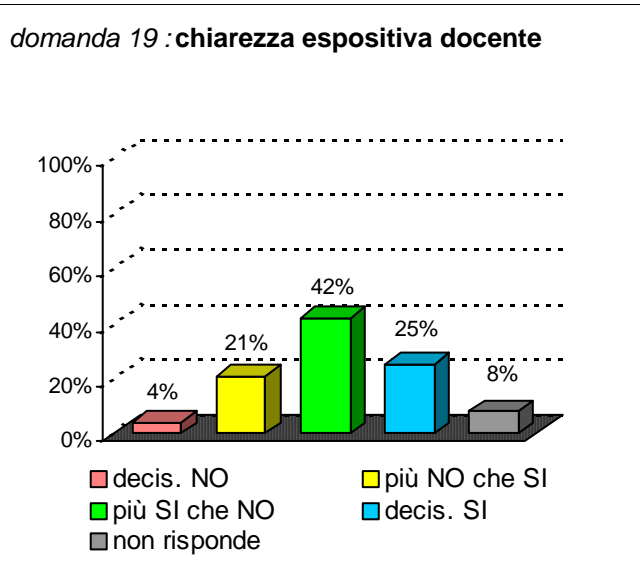
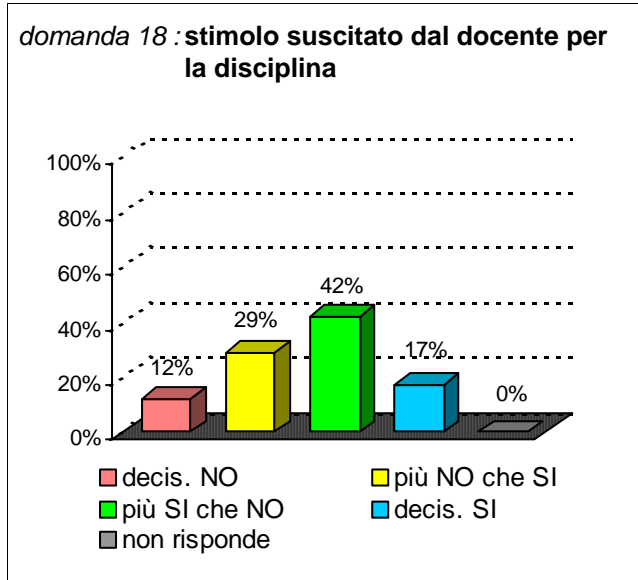
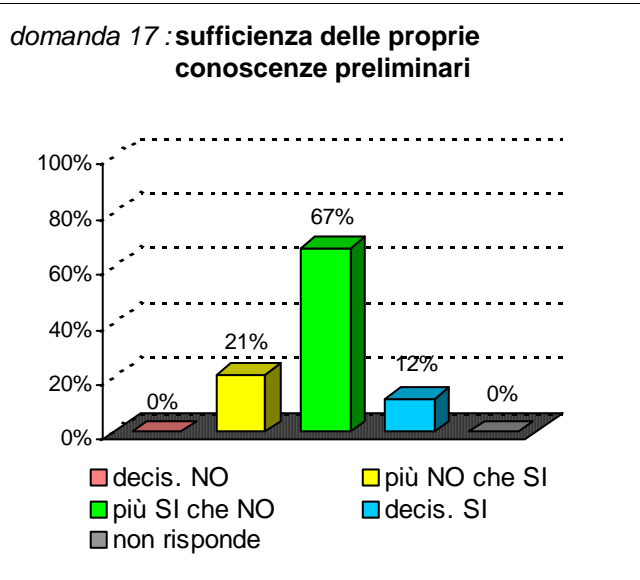


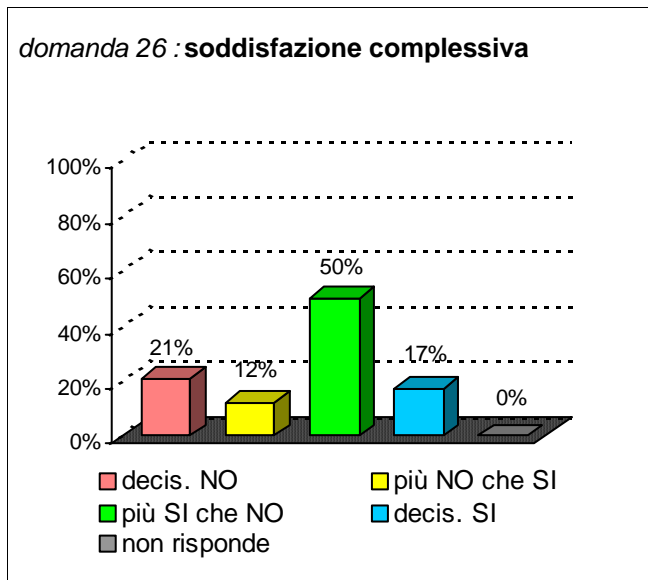
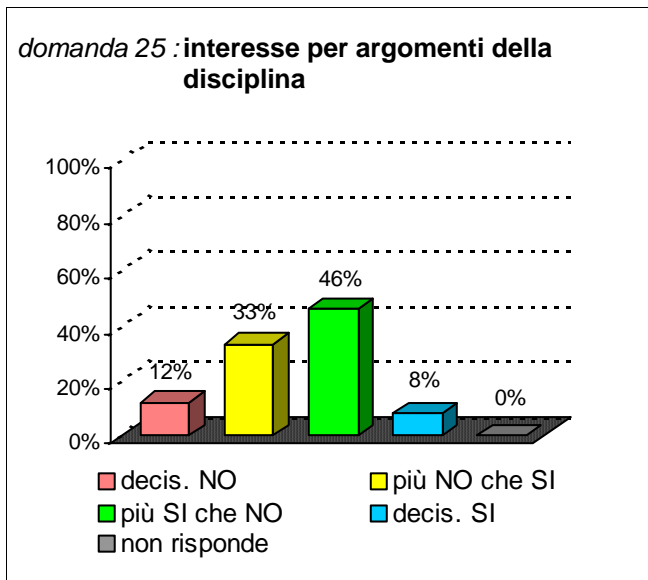
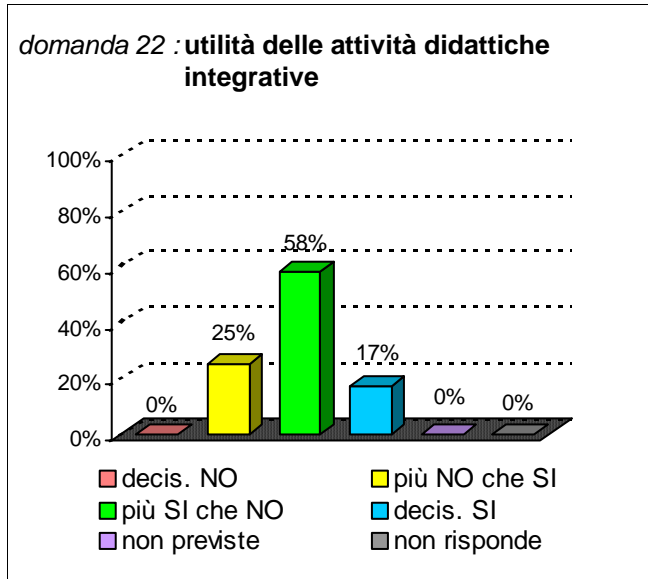
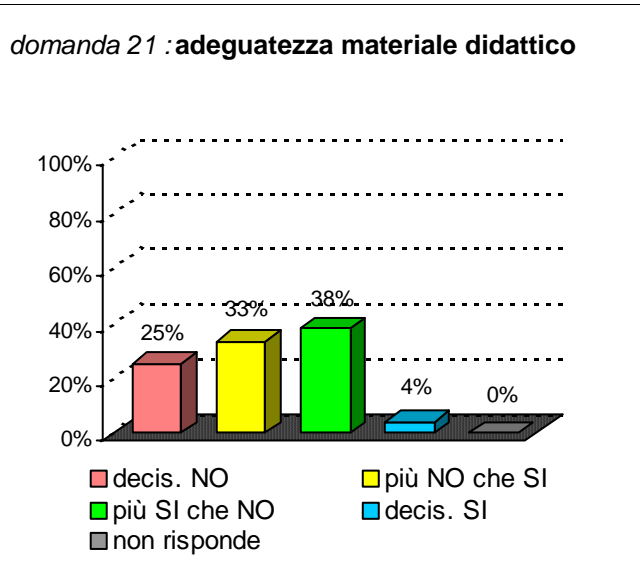
domanda 16 : reperibilità del docente





Didattica e Soddisfazione





Sintesi delle valutazioni (domande qualitative) dell'insegnamento confrontate con quelle del rispettivo Corso di Studi e del Dipartimento di afferenza

Valutazione dell' insegnamento con codice : **31132**

domanda	decis. NO	più NO che SI	più SI che NO	decis. SI	non previste	non risponde
14	0%	33%	42%	25%		0%
15	0%	4%	62%	33%		0%
16	8%	29%	50%	12%		0%
17	0%	21%	67%	12%		0%
18	12%	29%	42%	17%		0%
19	4%	21%	42%	25%		8%
20	4%	8%	71%	17%		0%
21	25%	33%	38%	4%		0%
22	0%	25%	58%	17%	0%	0%
25	12%	33%	46%	8%		0%
26	21%	12%	50%	17%		0%

Valutazione del corso di laurea :

Scienze biologiche

classe : **L-13**

sede didattica : **CATANIA**

domanda	decis. NO	più NO che SI	più SI che NO	decis. SI	non previste	non risponde
14	5%	11%	35%	49%		0%
15	3%	7%	32%	57%		1%
16	2%	6%	38%	53%		2%
17	7%	17%	50%	25%		1%
18	9%	17%	39%	34%		1%
19	6%	15%	41%	37%		1%
20	9%	17%	46%	28%		1%
21	7%	15%	48%	29%		1%
22	2%	7%	25%	27%	36%	3%
25	5%	11%	37%	46%		1%
26	7%	15%	43%	35%		0%

Valutazione del Dipart. : **Scienze Biologiche Geologiche ed Ambientali**

domanda	decis. NO	più NO che SI	più SI che NO	decis. SI	non previste	non risponde
14	5%	14%	39%	42%		0%
15	3%	9%	35%	53%		1%
16	2%	7%	41%	49%		1%
17	6%	17%	50%	27%		0%
18	7%	16%	42%	36%		0%
19	5%	13%	41%	39%		1%
20	9%	15%	46%	29%		1%
21	7%	15%	48%	29%		1%
22	2%	6%	24%	28%	37%	3%
25	4%	10%	38%	48%		0%
26	6%	14%	43%	37%		0%