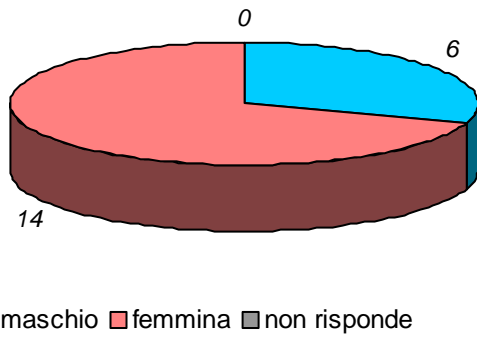


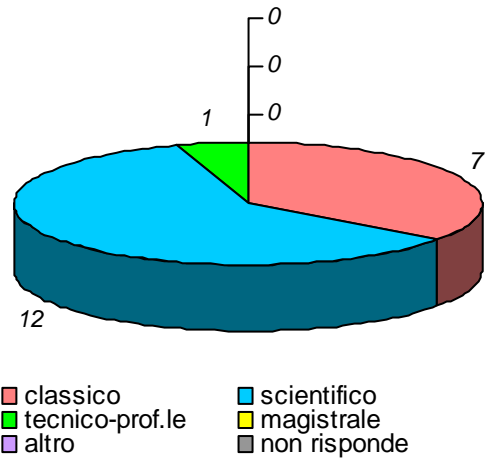
schede valide : 20    schede bianche : 0    schede nulle : 0

**Informazioni degli studenti**

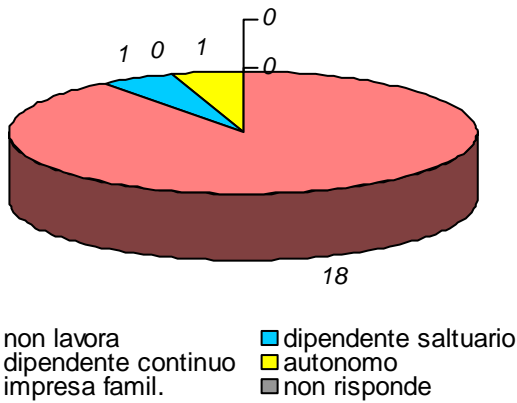
domanda 1: sesso



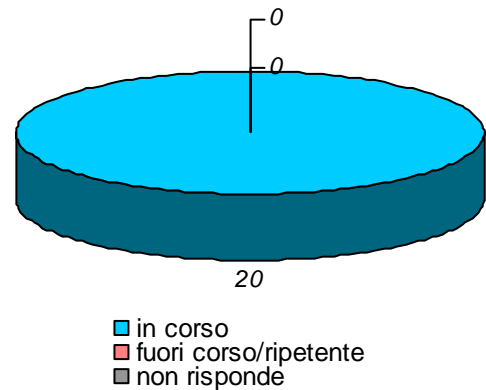
domanda 2: diploma scuola media sup.



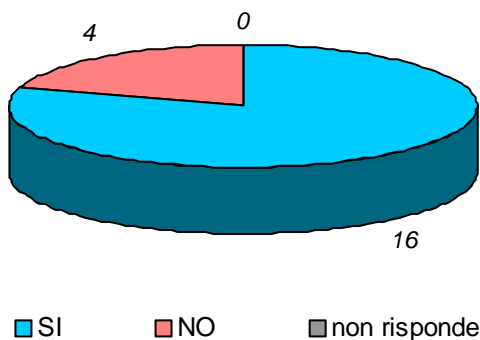
domanda 3: posizione lavorativa



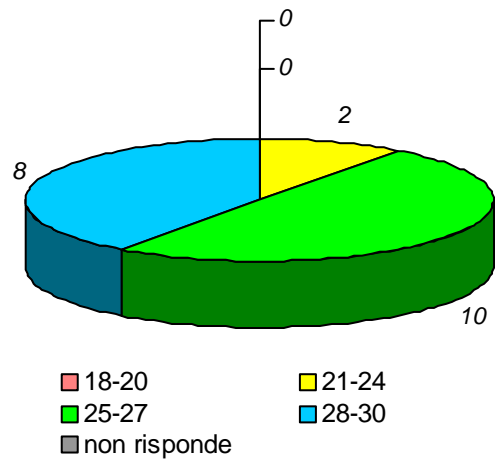
domanda 4: posizione universitaria



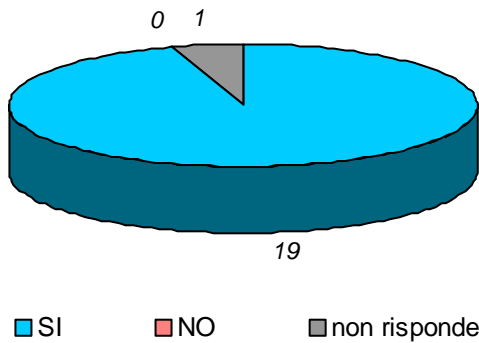
domanda 5: in regola con gli esami



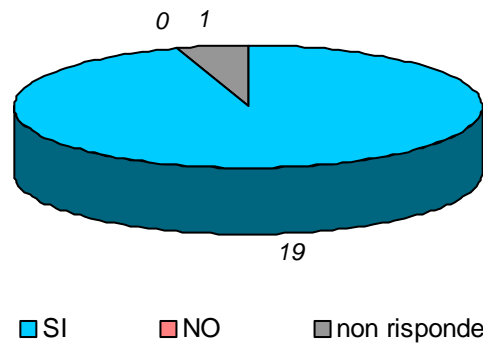
domanda 6: votazione media esami



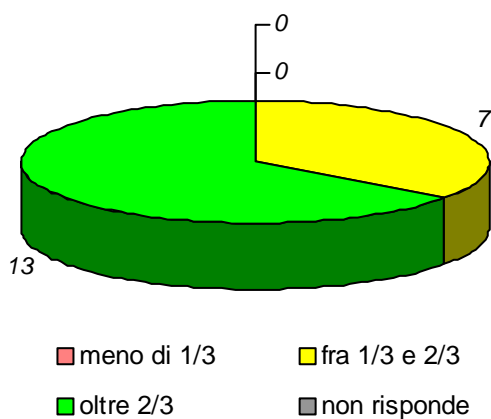
domanda 7: prima volta che affronta l'esame della disciplina



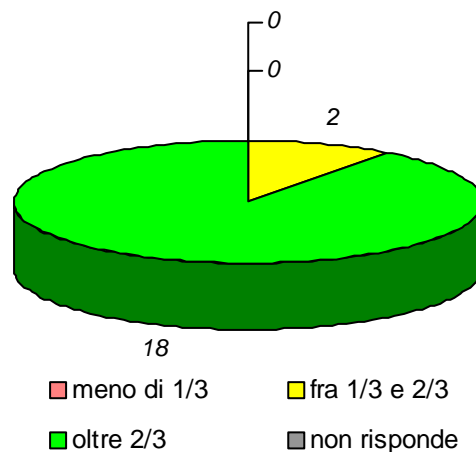
domanda 8: prima volta che segue la disciplina



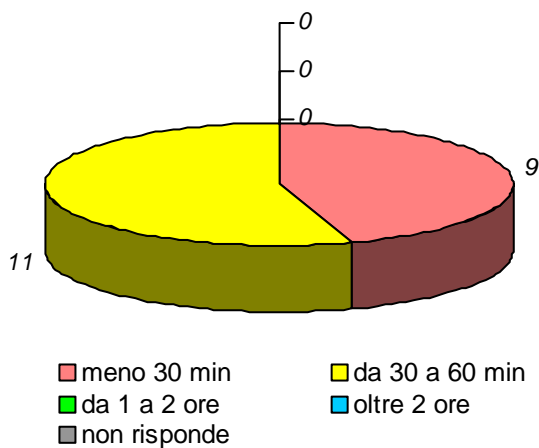
domanda 9: percentuale di frequenza della disciplina



domanda 10: percentuale di frequenza delle discipline del piano studi

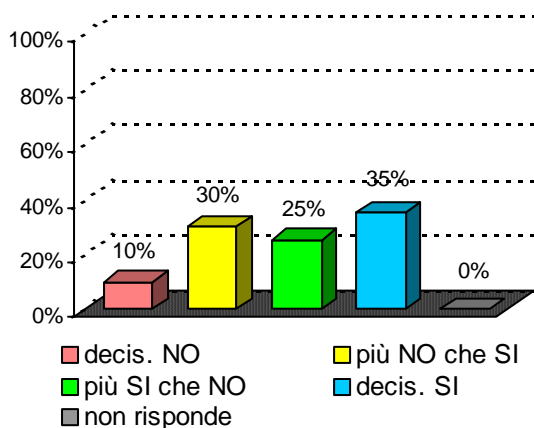


domanda 11: tempo medio per raggiungere l'Università

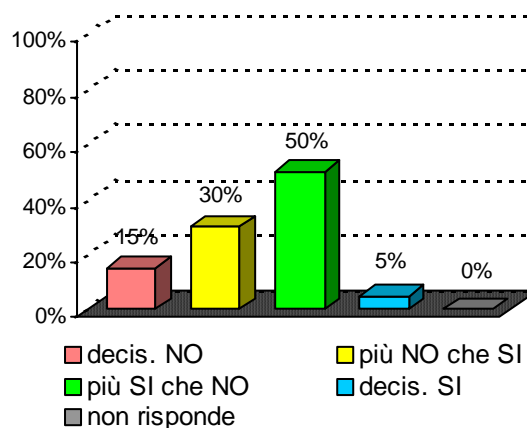


**Organizzazione e Infrastrutture**

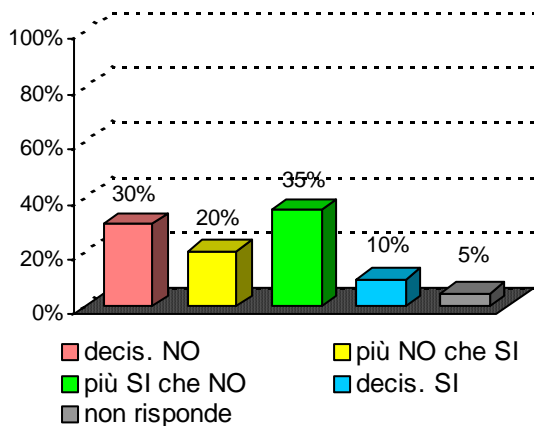
**domanda 12 : accettabilità carico studio totale**



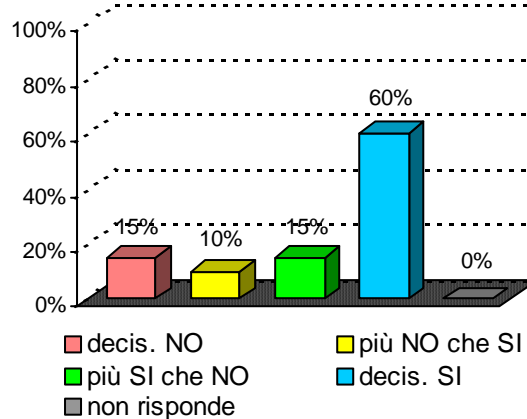
**domanda 13 : accettabilità organizzazione complessiva**



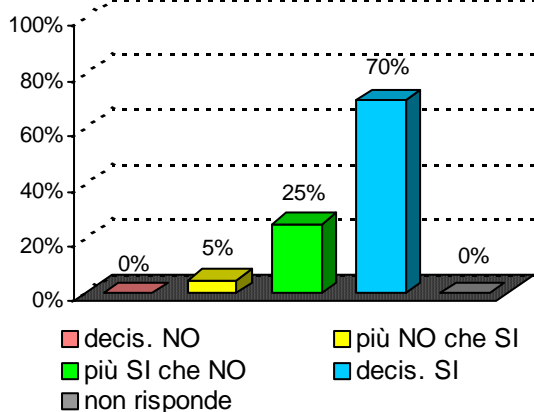
**domanda 14 : chiarezza definizione modalità esame**

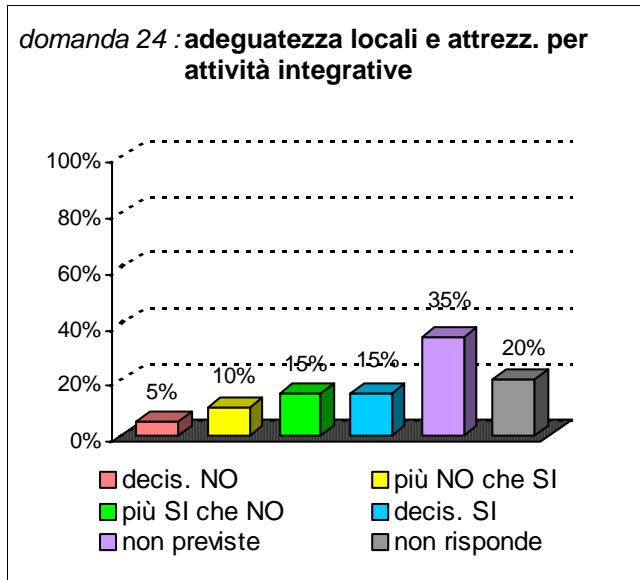
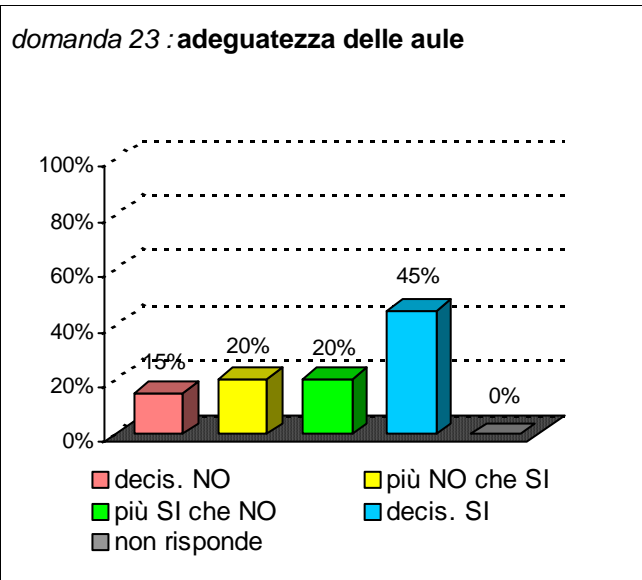


**domanda 15 : rispetto orari svolgimento didattica**

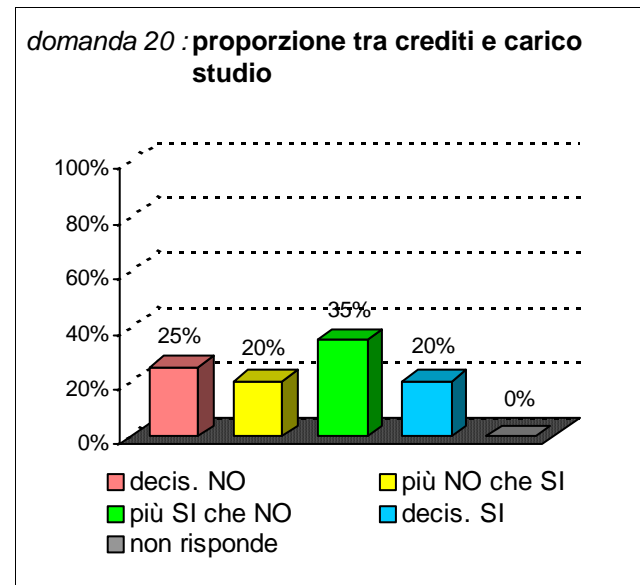
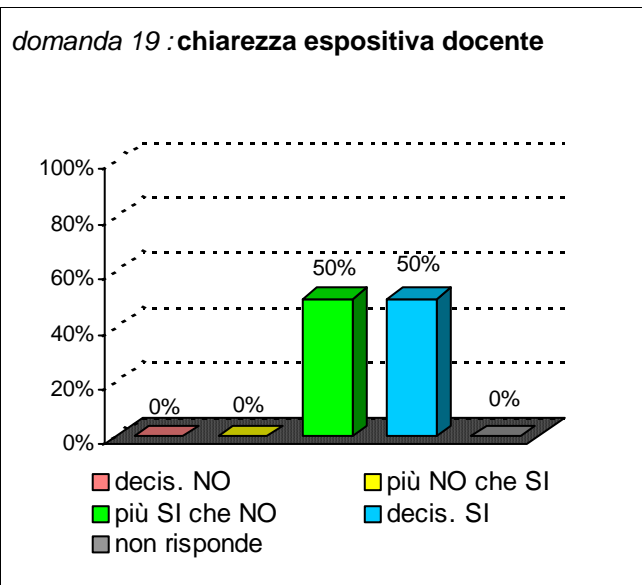
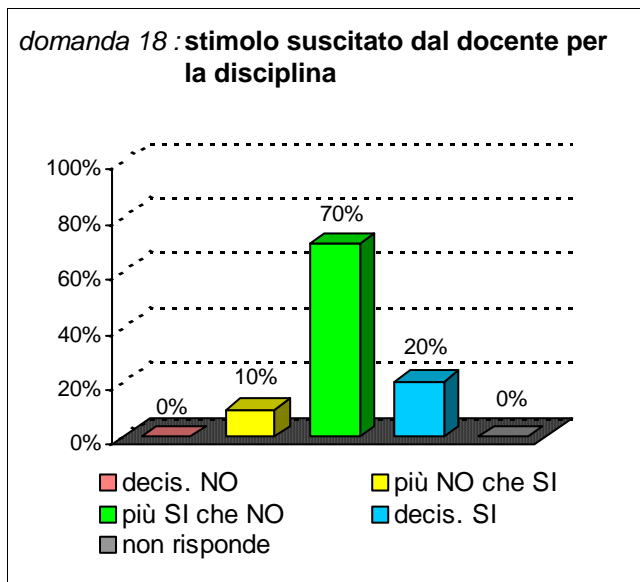
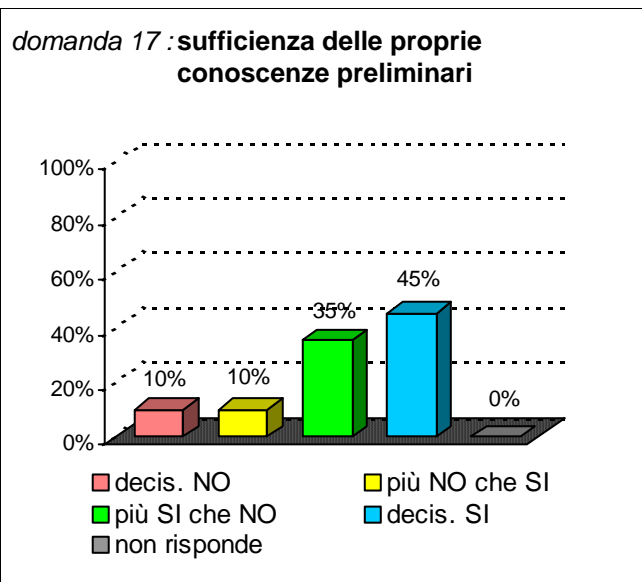


**domanda 16 : reperibilità del docente**

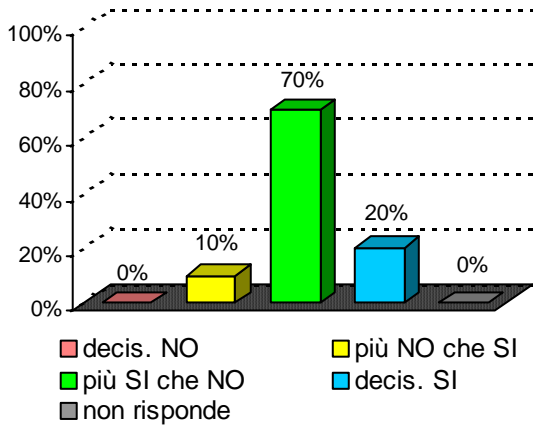




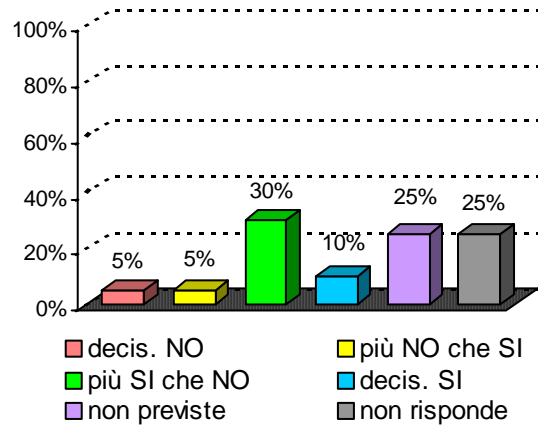
**Didattica e Soddifazione**



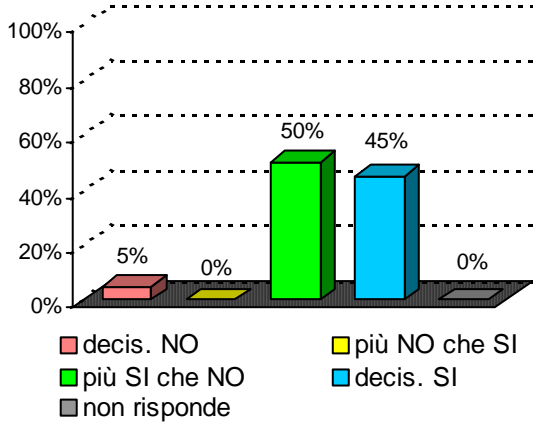
domanda 21 : adeguatezza materiale didattico



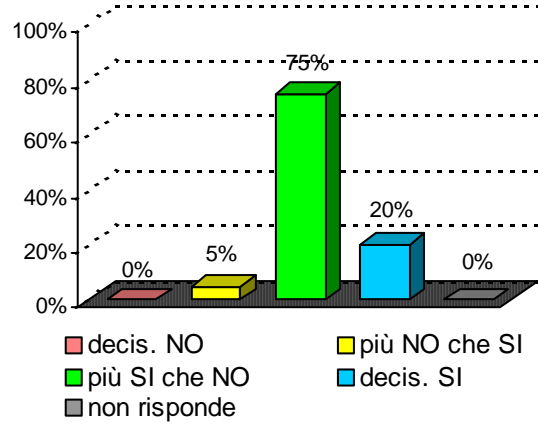
domanda 22 : utilità delle attività didattiche integrative



domanda 25 : interesse per argomenti della disciplina



domanda 26 : soddisfazione complessiva



**Sintesi delle valutazioni (domande qualitative) dell'insegnamento confrontate con quelle del rispettivo Corso di Studi e del Dipartimento di afferenza**

Valutazione dell' insegnamento con codice : 33835

domanda	decis. NO	più NO che SI	più SI che NO	decis. SI	non previste	non risponde
14	30%	20%	35%	10%		5%
15	15%	10%	15%	60%		0%
16	0%	5%	25%	70%		0%
17	10%	10%	35%	45%		0%
18	0%	10%	70%	20%		0%
19	0%	0%	50%	50%		0%
20	25%	20%	35%	20%		0%
21	0%	10%	70%	20%		0%
22	5%	5%	30%	10%	25%	25%
25	5%	0%	50%	45%		0%
26	0%	5%	75%	20%		0%

Valutazione del corso di laurea :

**Scienze biologiche**

classe : L-13

sede didattica : CATANIA

domanda	decis. NO	più NO che SI	più SI che NO	decis. SI	non previste	non risponde
14	5%	11%	35%	49%		0%
15	3%	7%	32%	57%		1%
16	2%	6%	38%	53%		2%
17	7%	17%	50%	25%		1%
18	9%	17%	39%	34%		1%
19	6%	15%	41%	37%		1%
20	9%	17%	46%	28%		1%
21	7%	15%	48%	29%		1%
22	2%	7%	25%	27%	36%	3%
25	5%	11%	37%	46%		1%
26	7%	15%	43%	35%		0%

Valutazione del Dipart. : **Scienze Biologiche Geologiche ed Ambientali**

domanda	decis. NO	più NO che SI	più SI che NO	decis. SI	non previste	non risponde
14	5%	14%	39%	42%		0%
15	3%	9%	35%	53%		1%
16	2%	7%	41%	49%		1%
17	6%	17%	50%	27%		0%
18	7%	16%	42%	36%		0%
19	5%	13%	41%	39%		1%
20	9%	15%	46%	29%		1%
21	7%	15%	48%	29%		1%
22	2%	6%	24%	28%	37%	3%
25	4%	10%	38%	48%		0%
26	6%	14%	43%	37%		0%