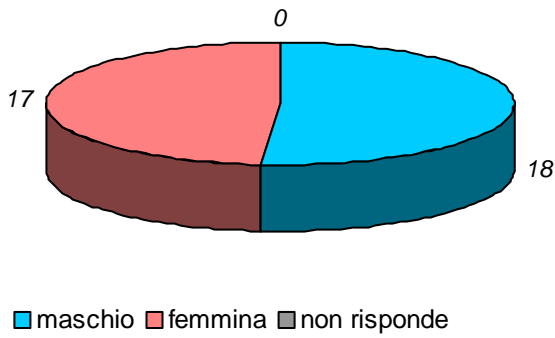


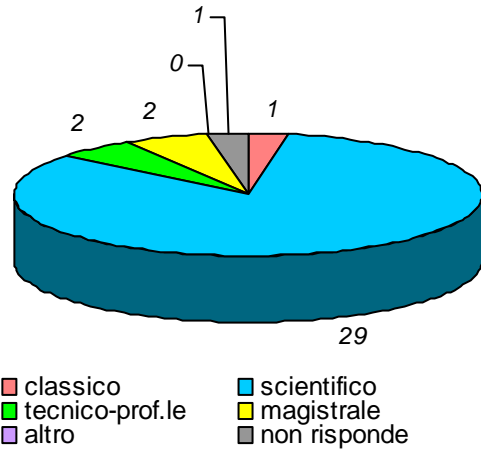
schede valide : 35    schede bianche : 0    schede nulle : 0

**Informazioni degli studenti**

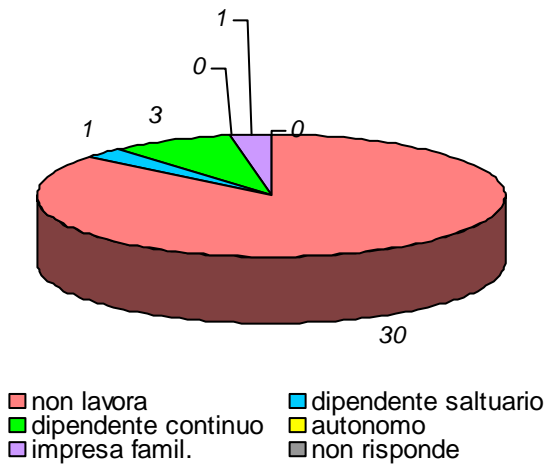
domanda 1: sesso



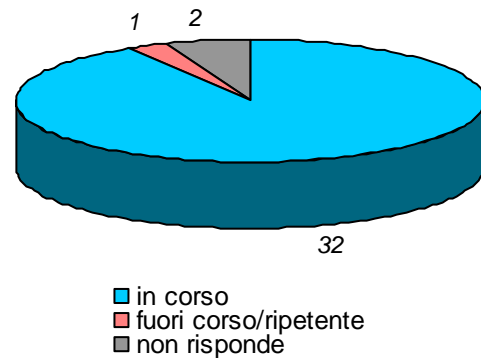
domanda 2: diploma scuola media sup.



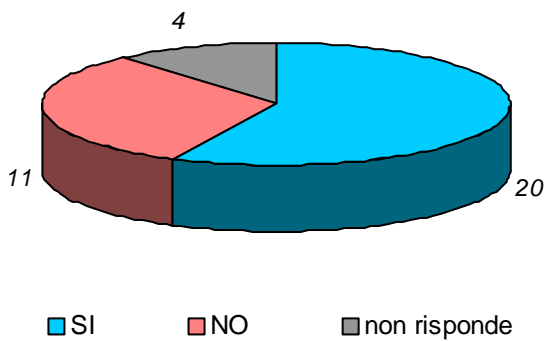
domanda 3: posizione lavorativa



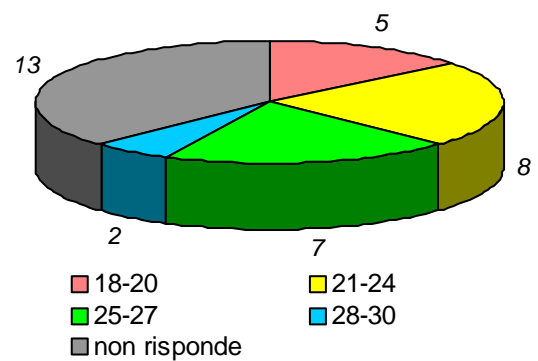
domanda 4: posizione universitaria



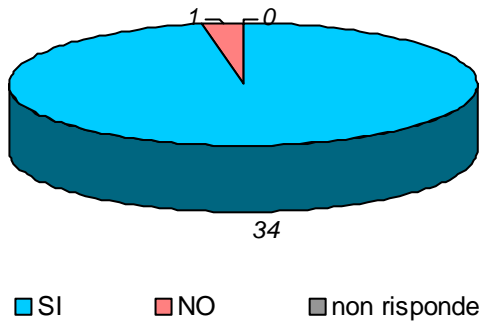
domanda 5: in regola con gli esami



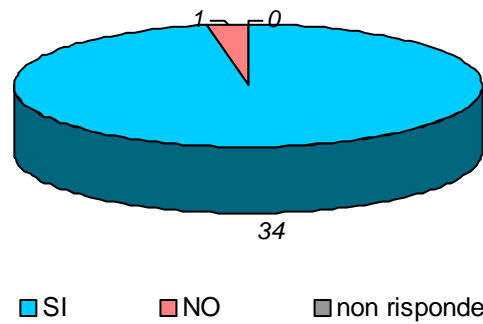
domanda 6: votazione media esami



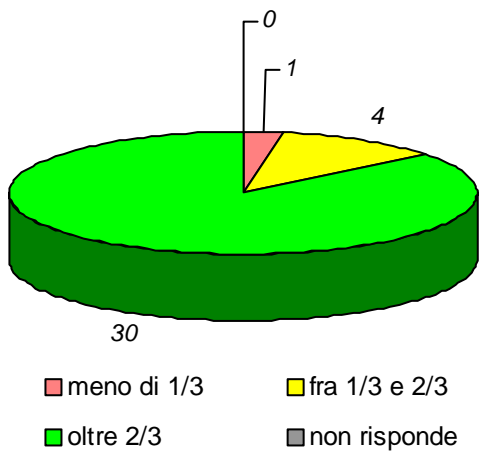
domanda 7: prima volta che affronta l'esame della disciplina



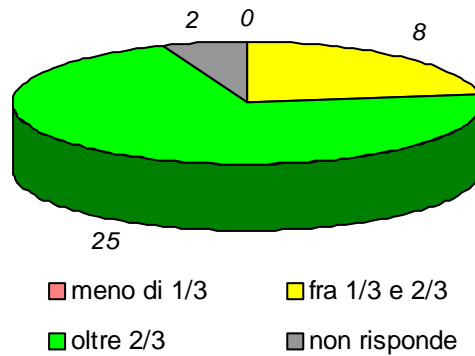
domanda 8: prima volta che segue la disciplina



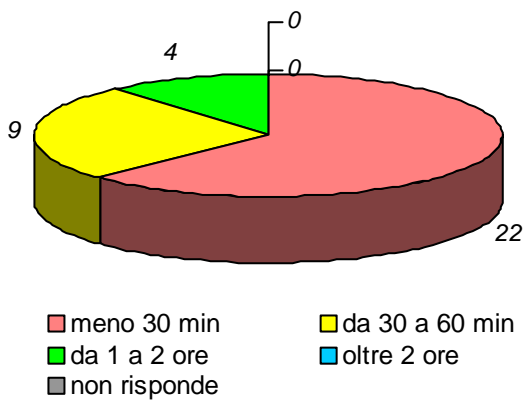
domanda 9: percentuale di frequenza della disciplina



domanda 10: percentuale di frequenza delle discipline del piano studi

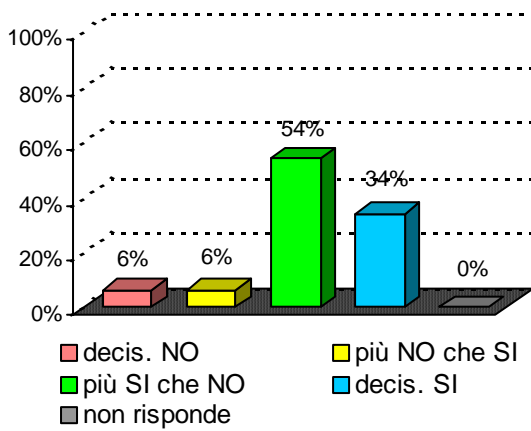


domanda 11: tempo medio per raggiungere l'Università

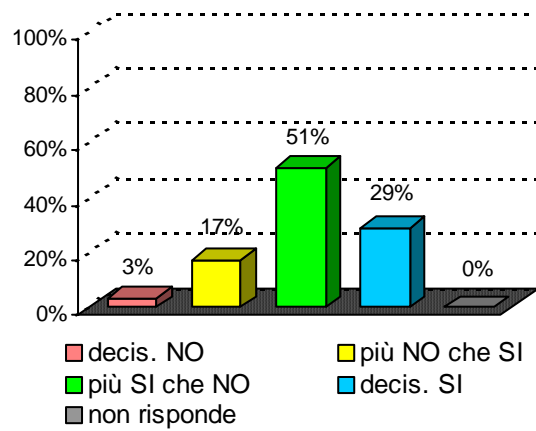


**Organizzazione e Infrastrutture**

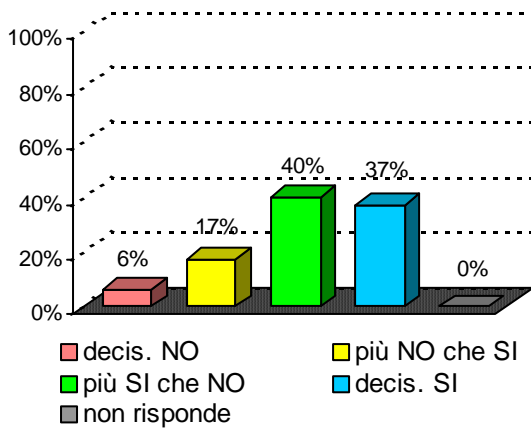
**domanda 12 : accettabilità carico studio totale**



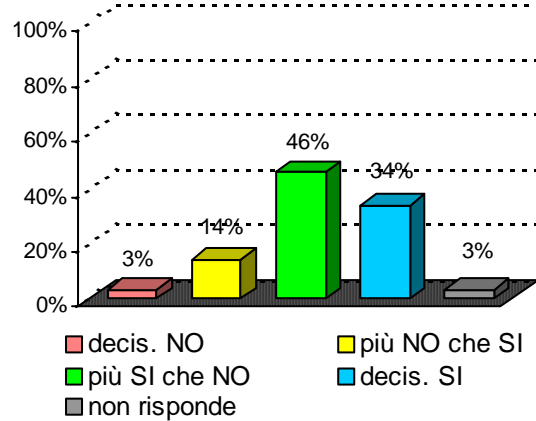
**domanda 13 : accettabilità organizzazione complessiva**



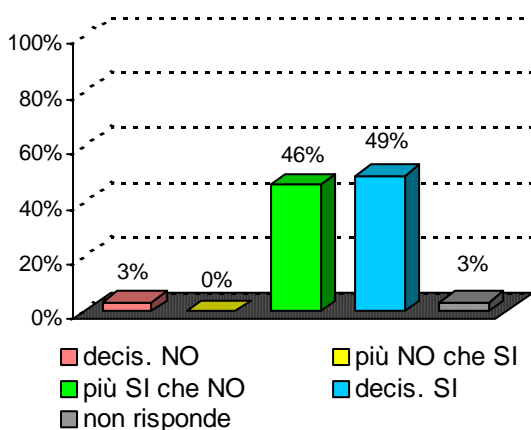
**domanda 14 : chiarezza definizione modalità esame**

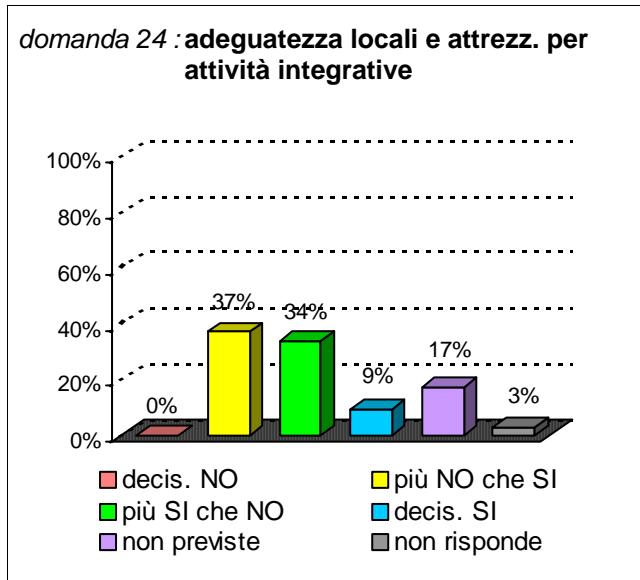
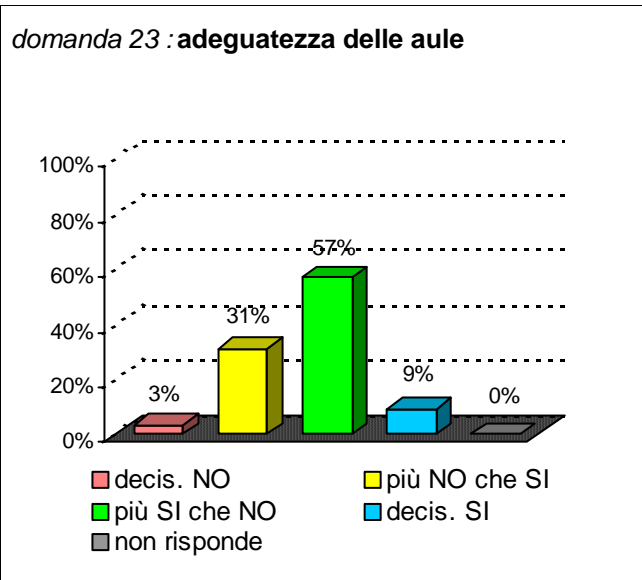


**domanda 15 : rispetto orari svolgimento didattica**

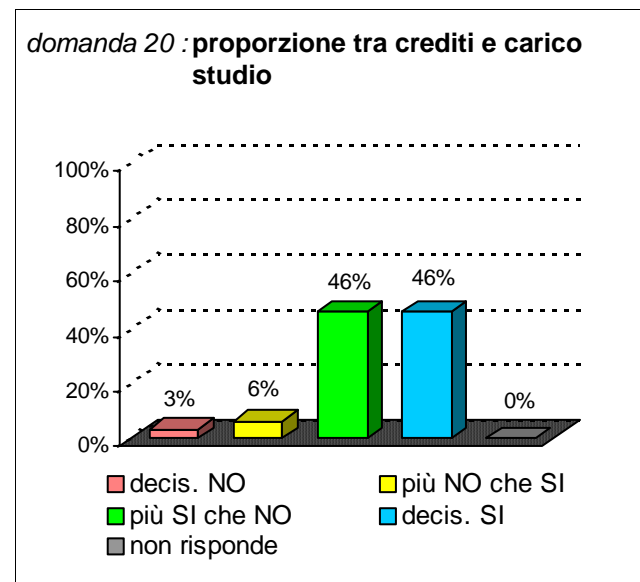
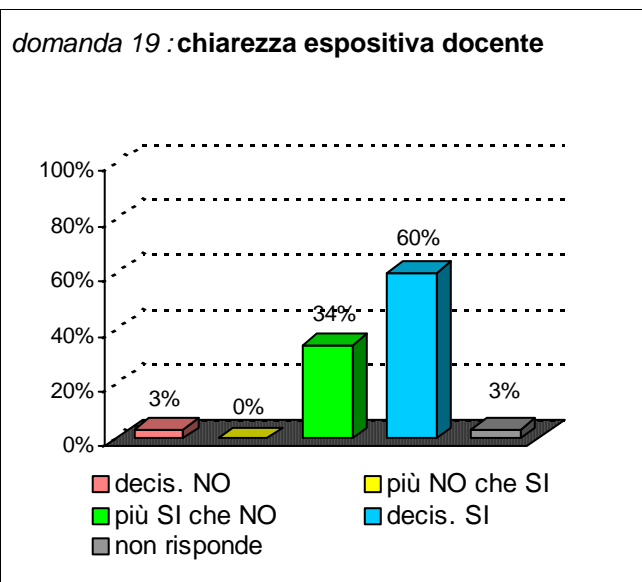
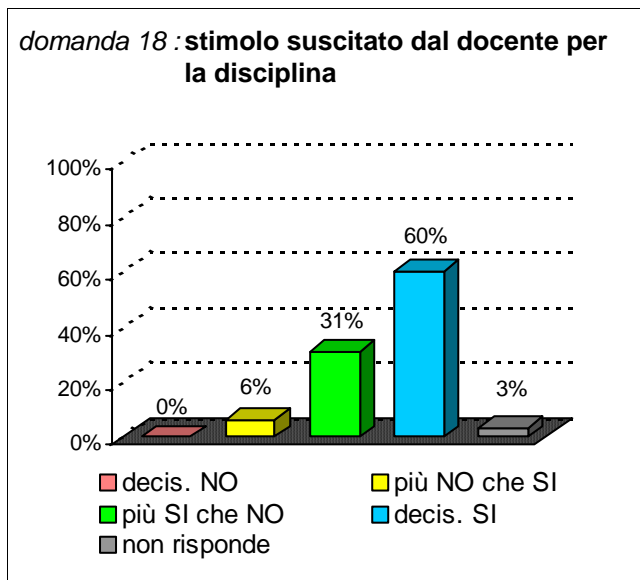
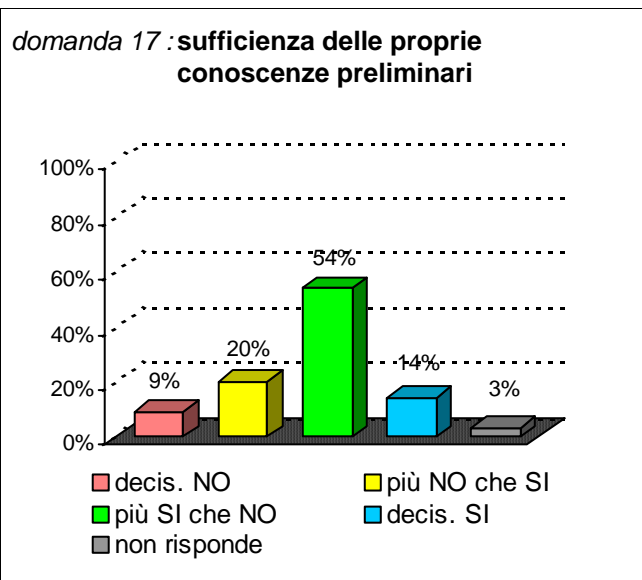


**domanda 16 : reperibilità del docente**

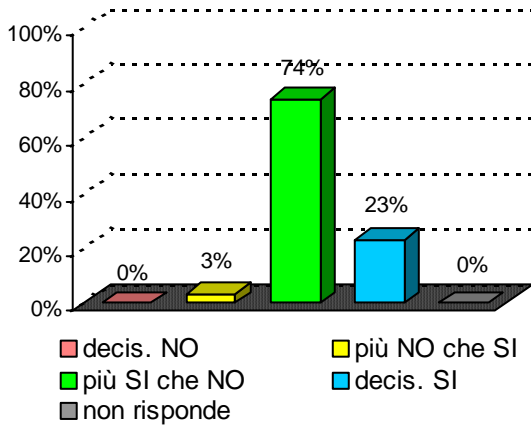




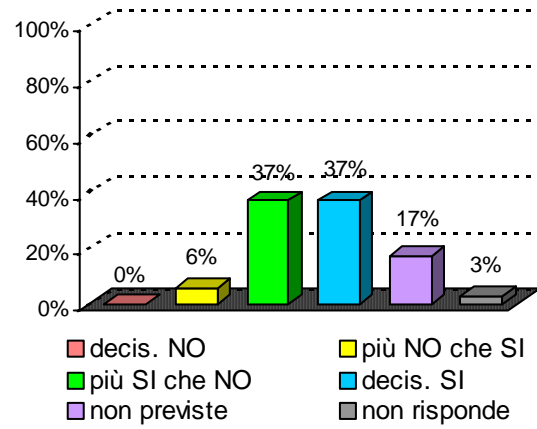
**Didattica e Soddisfazione**



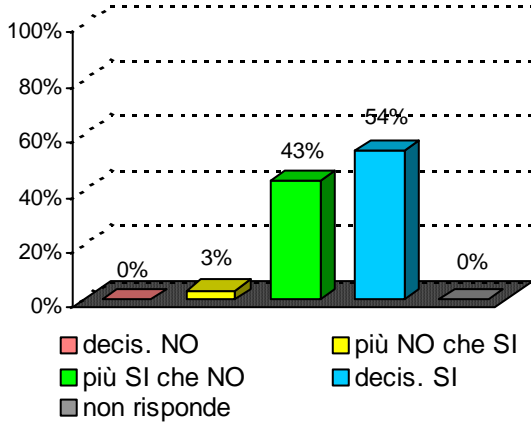
domanda 21 : adeguatezza materiale didattico



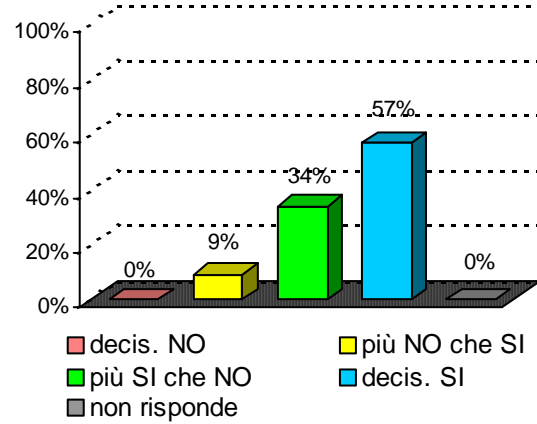
domanda 22 : utilità delle attività didattiche integrative



domanda 25 : interesse per argomenti della disciplina



domanda 26 : soddisfazione complessiva



**Sintesi delle valutazioni (domande qualitative) dell'insegnamento confrontate con quelle del rispettivo Corso di Studi e del Dipartimento di afferenza**

Valutazione dell' insegnamento con codice : 31339

domanda	decis. NO	più NO che SI	più SI che NO	decis. SI	non previste	non risponde
14	6%	17%	40%	37%		0%
15	3%	14%	46%	34%		3%
16	3%	0%	46%	49%		3%
17	9%	20%	54%	14%		3%
18	0%	6%	31%	60%		3%
19	3%	0%	34%	60%		3%
20	3%	6%	46%	46%		0%
21	0%	3%	74%	23%		0%
22	0%	6%	37%	37%	17%	3%
25	0%	3%	43%	54%		0%
26	0%	9%	34%	57%		0%

Valutazione del corso di laurea :

**Scienze geologiche**

classe : L-34

sede didattica : CATANIA

domanda	decis. NO	più NO che SI	più SI che NO	decis. SI	non previste	non risponde
14	4%	18%	44%	33%		1%
15	4%	14%	37%	45%		0%
16	1%	6%	41%	50%		1%
17	10%	25%	48%	17%		0%
18	6%	15%	46%	32%		0%
19	4%	14%	44%	37%		1%
20	10%	15%	48%	27%		1%
21	8%	15%	51%	24%		2%
22	3%	7%	31%	32%	22%	6%
25	3%	10%	43%	43%		0%
26	5%	17%	45%	33%		0%

Valutazione del Dipart. : Scienze Biologiche Geologiche ed Ambientali

domanda	decis. NO	più NO che SI	più SI che NO	decis. SI	non previste	non risponde
14	5%	14%	39%	42%		0%
15	3%	9%	35%	53%		1%
16	2%	7%	41%	49%		1%
17	6%	17%	50%	27%		0%
18	7%	16%	42%	36%		0%
19	5%	13%	41%	39%		1%
20	9%	15%	46%	29%		1%
21	7%	15%	48%	29%		1%
22	2%	6%	24%	28%	37%	3%
25	4%	10%	38%	48%		0%
26	6%	14%	43%	37%		0%