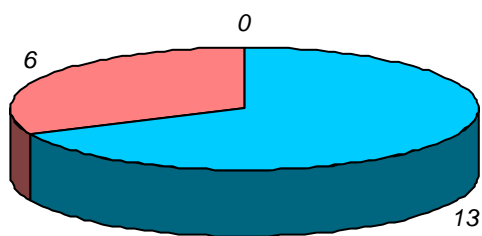


schede valide : 19 schede bianche : 0 schede nulle : 0

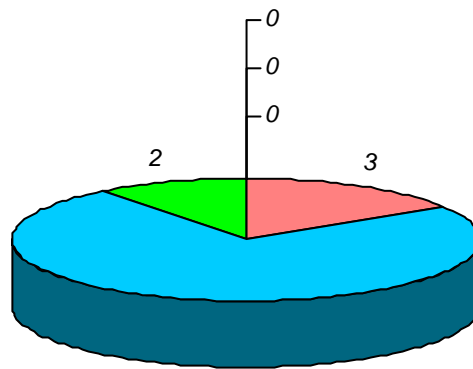
Informazioni degli studenti

domanda 1: sesso



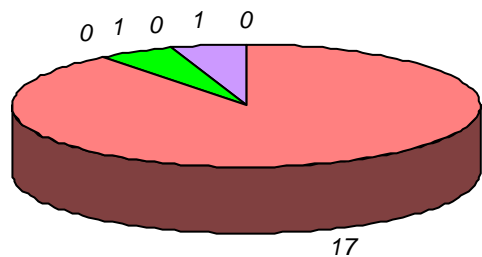
maschio femmina non risponde

domanda 2: diploma scuola media sup.



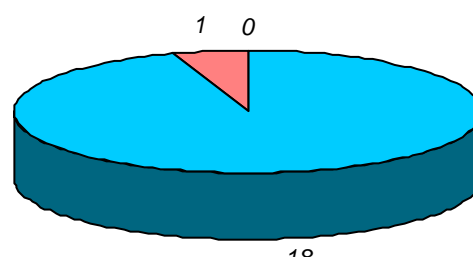
classico scientifico
tecnico-prof.le magistrale
altro non risponde

domanda 3: posizione lavorativa



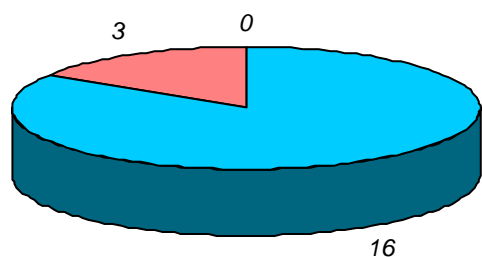
non lavora dipendente saltuario
dipendente continuo autonomo
impresa famil. non risponde

domanda 4: posizione universitaria



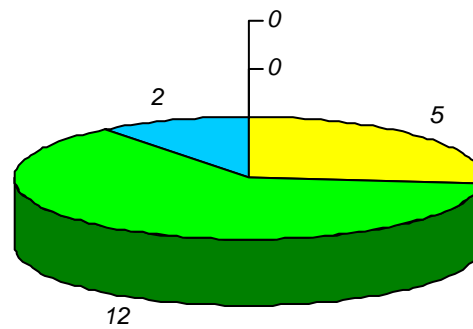
in corso fuori corso/ripetente
non risponde

domanda 5: in regola con gli esami



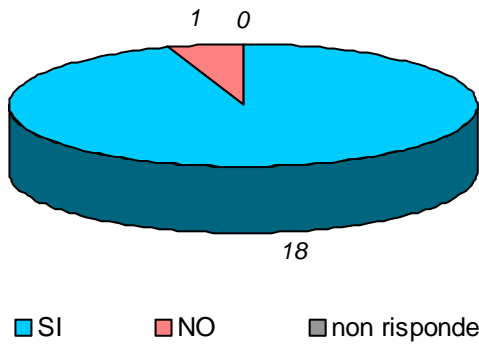
SI NO non risponde

domanda 6: votazione media esami

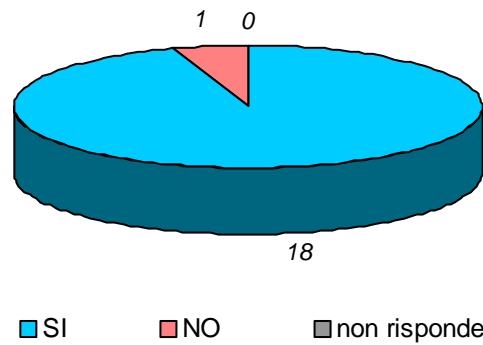


18-20 21-24
25-27 28-30
non risponde

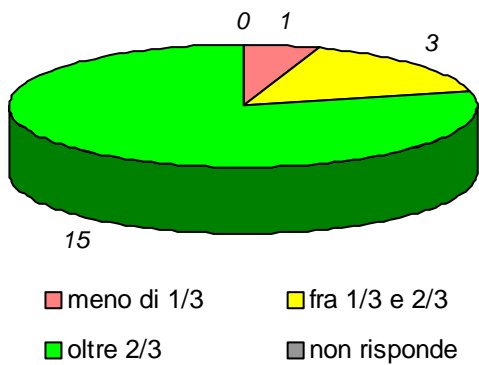
domanda 7: prima volta che affronta l'esame della disciplina



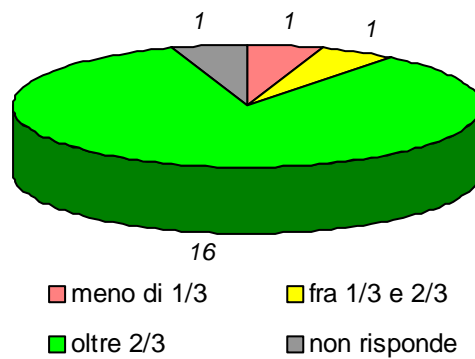
domanda 8: prima volta che segue la disciplina



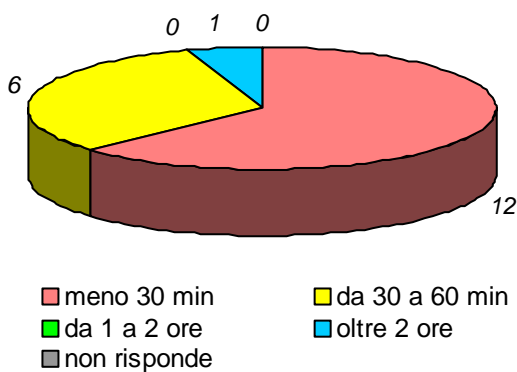
domanda 9: percentuale di frequenza della disciplina



domanda 10 : percentuale di frequenza delle discipline del piano studi

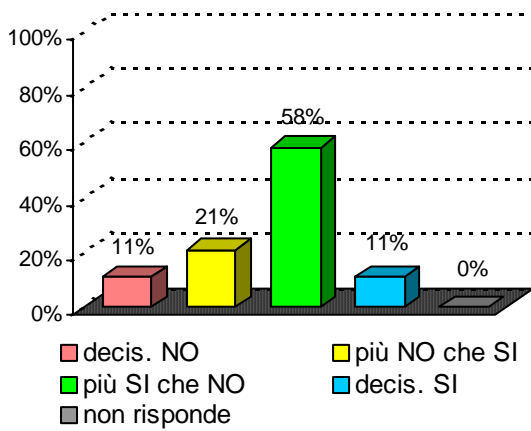


domanda 11 : tempo medio per raggiungere l'Università

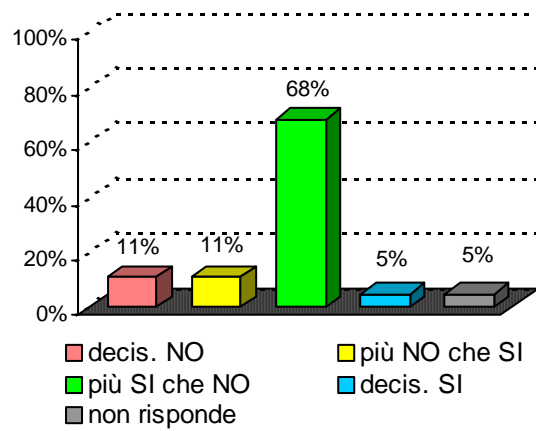


Organizzazione e Infrastrutture

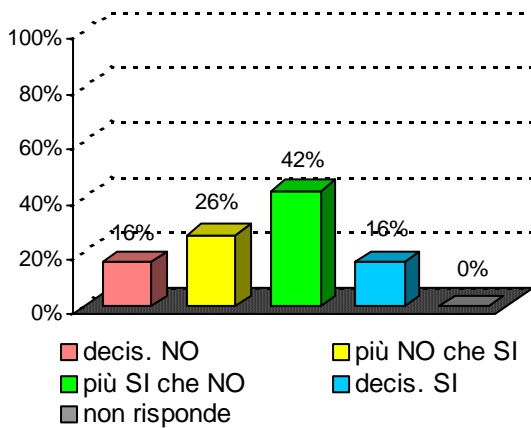
domanda 12 : accettabilità carico studio totale



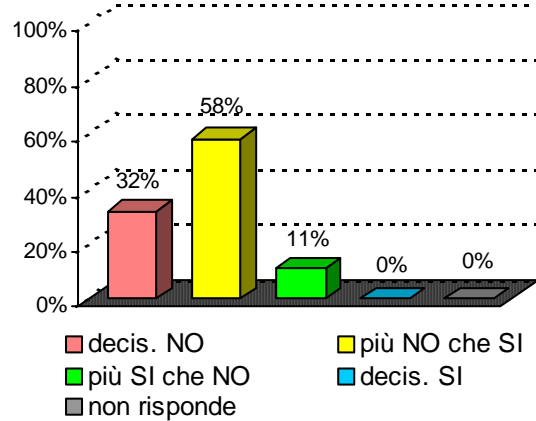
domanda 13 : accettabilità organizzazione complessiva



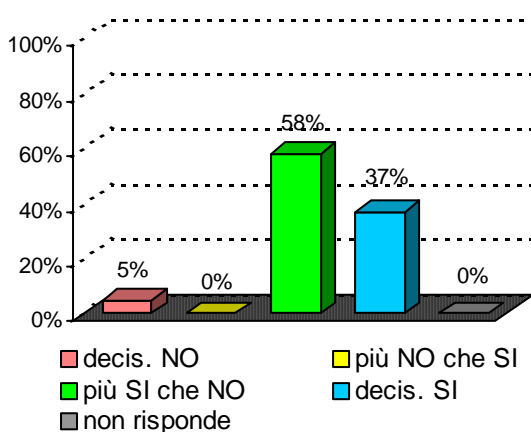
domanda 14 : chiarezza definizione modalità esame

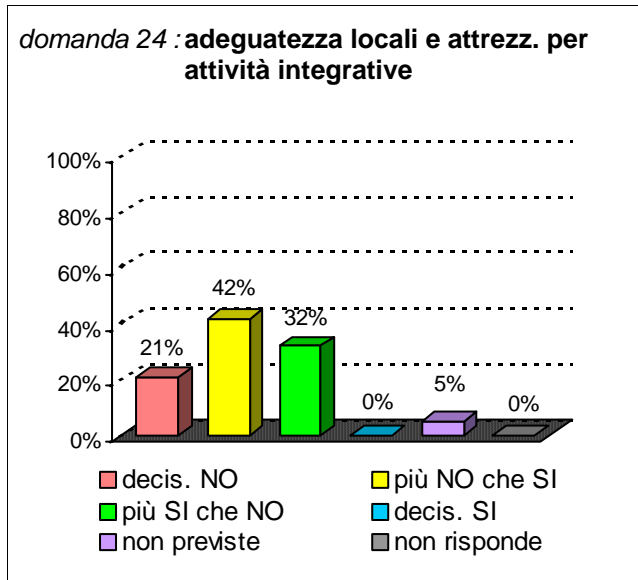
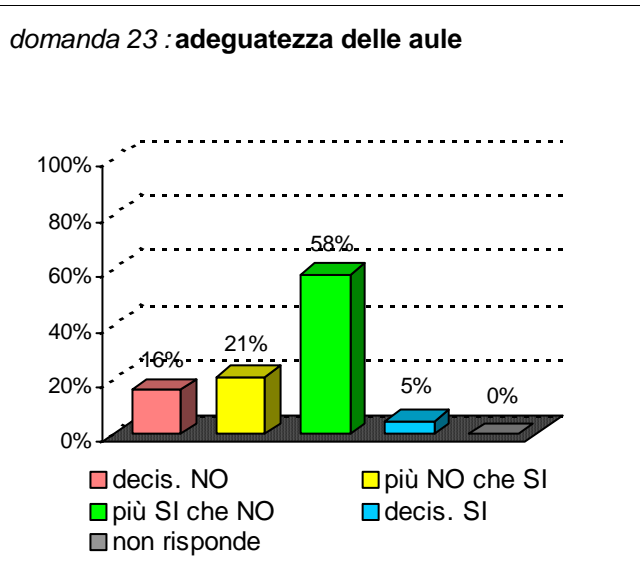


domanda 15 : rispetto orari svolgimento didattica

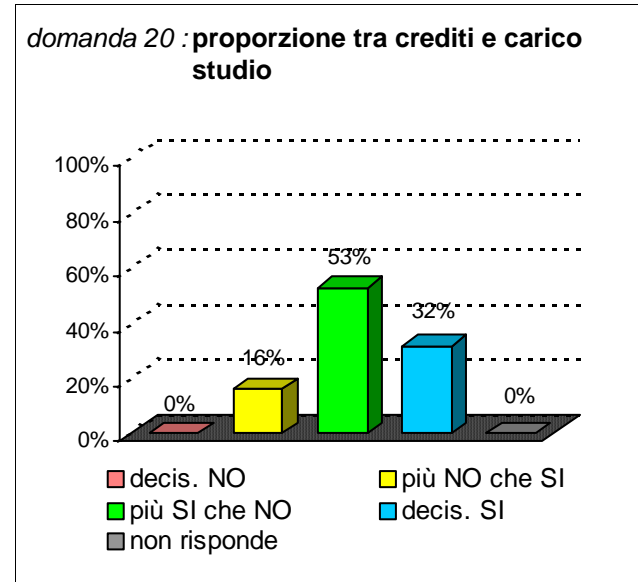
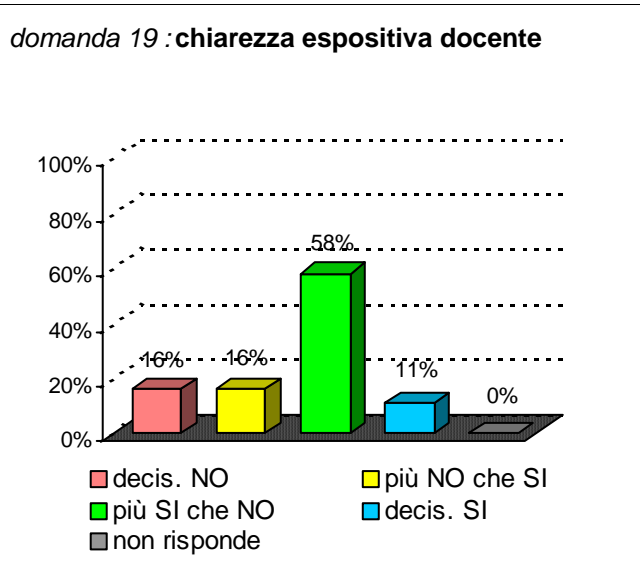
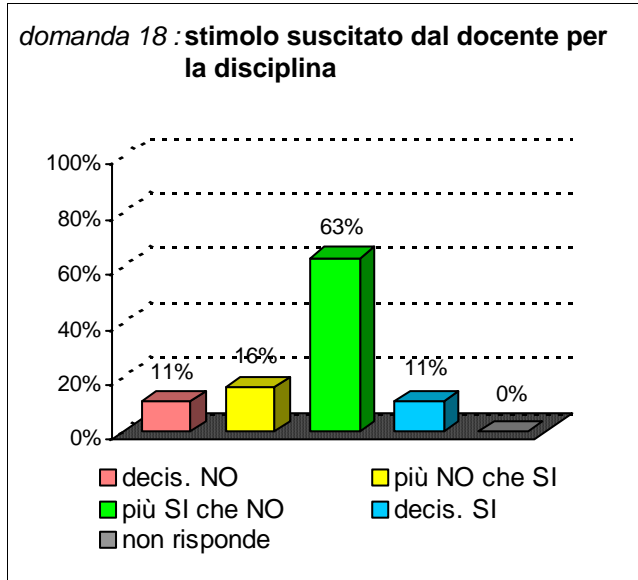
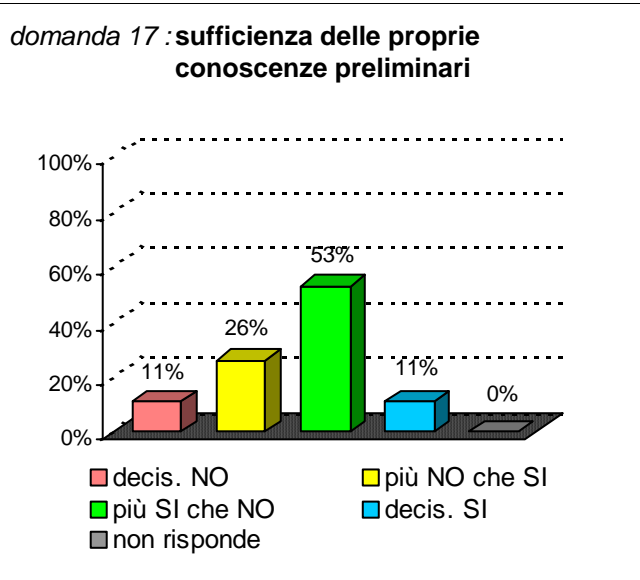


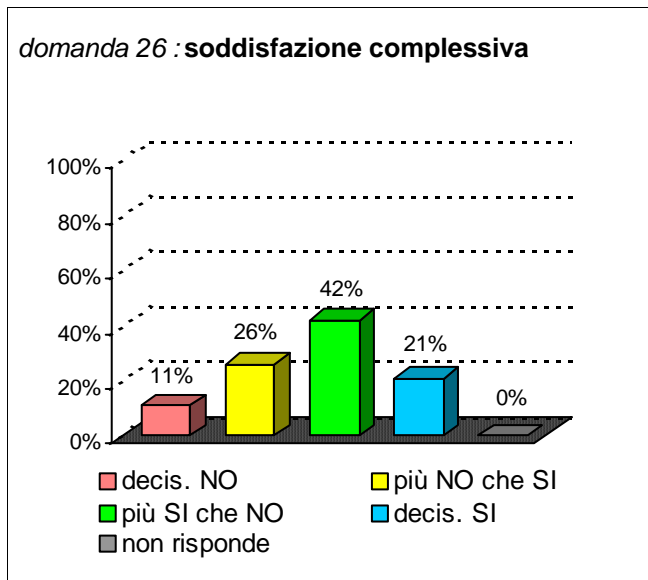
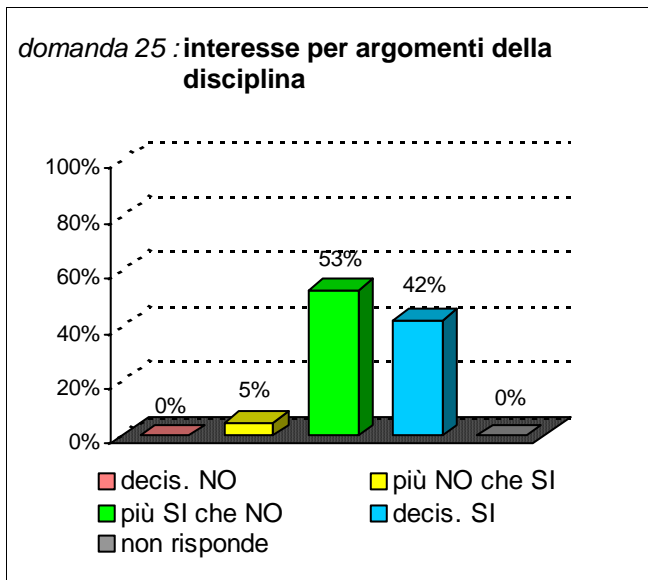
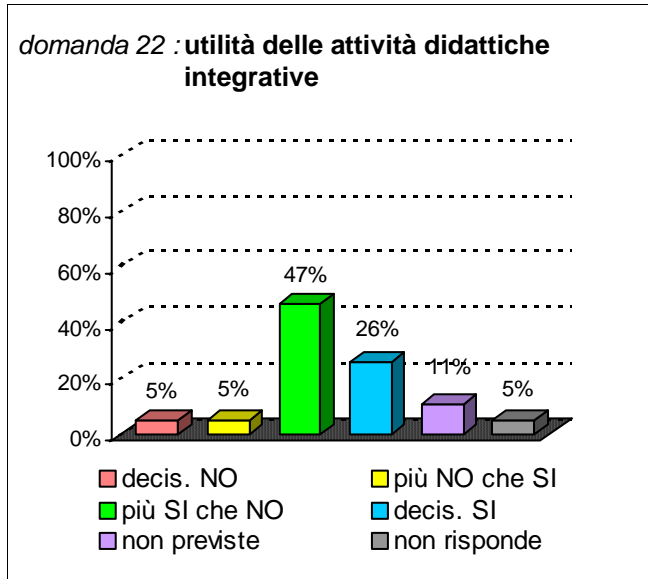
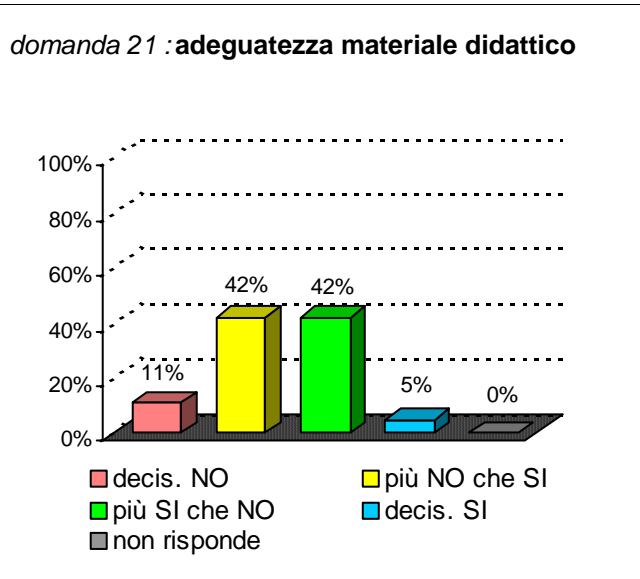
domanda 16 : reperibilità del docente





Didattica e Soddisfazione





Sintesi delle valutazioni (domande qualitative) dell'insegnamento confrontate con quelle del rispettivo Corso di Studi e del Dipartimento di afferenza

Valutazione dell' insegnamento con codice : 31357

domanda	decis. NO	più NO che SI	più SI che NO	decis. SI	non previste	non risponde
14	16%	26%	42%	16%		0%
15	32%	58%	11%	0%		0%
16	5%	0%	58%	37%		0%
17	11%	26%	53%	11%		0%
18	11%	16%	63%	11%		0%
19	16%	16%	58%	11%		0%
20	0%	16%	53%	32%		0%
21	11%	42%	42%	5%		0%
22	5%	5%	47%	26%	11%	5%
25	0%	5%	53%	42%		0%
26	11%	26%	42%	21%		0%

Valutazione del corso di laurea :

Scienze geologiche

classe : L-34

sede didattica : CATANIA

domanda	decis. NO	più NO che SI	più SI che NO	decis. SI	non previste	non risponde
14	4%	18%	44%	33%		1%
15	4%	14%	37%	45%		0%
16	1%	6%	41%	50%		1%
17	10%	25%	48%	17%		0%
18	6%	15%	46%	32%		0%
19	4%	14%	44%	37%		1%
20	10%	15%	48%	27%		1%
21	8%	15%	51%	24%		2%
22	3%	7%	31%	32%	22%	6%
25	3%	10%	43%	43%		0%
26	5%	17%	45%	33%		0%

Valutazione del Dipart. : Scienze Biologiche Geologiche ed Ambientali

domanda	decis. NO	più NO che SI	più SI che NO	decis. SI	non previste	non risponde
14	5%	14%	39%	42%		0%
15	3%	9%	35%	53%		1%
16	2%	7%	41%	49%		1%
17	6%	17%	50%	27%		0%
18	7%	16%	42%	36%		0%
19	5%	13%	41%	39%		1%
20	9%	15%	46%	29%		1%
21	7%	15%	48%	29%		1%
22	2%	6%	24%	28%	37%	3%
25	4%	10%	38%	48%		0%
26	6%	14%	43%	37%		0%