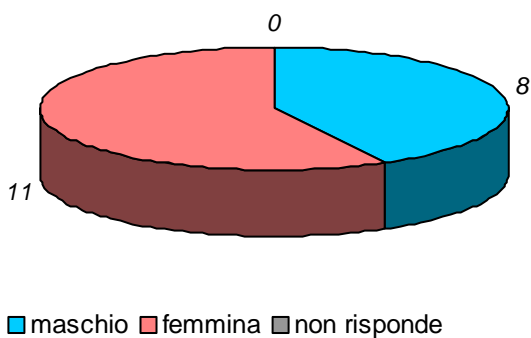


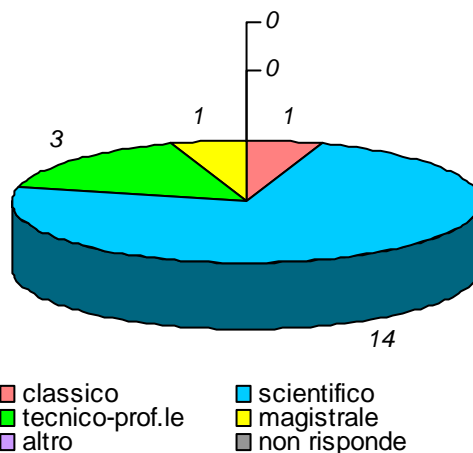
schede valide : 19 schede bianche : 0 schede nulle : 0

Informazioni degli studenti

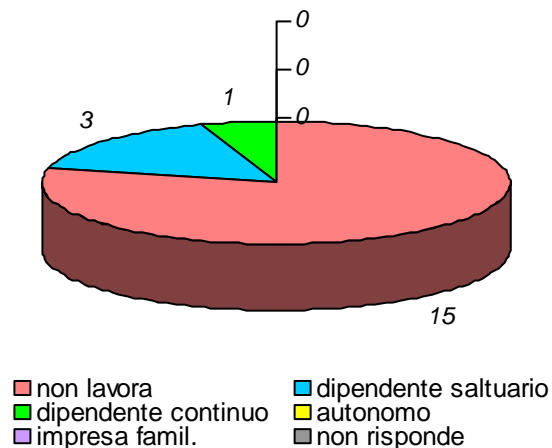
domanda 1: sesso



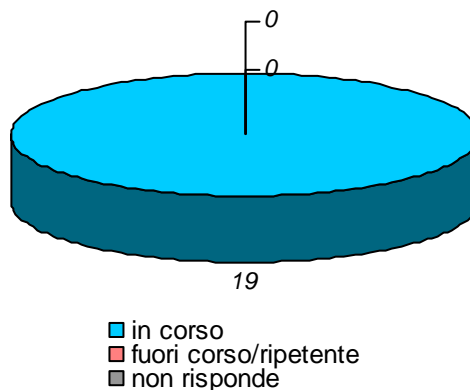
domanda 2: diploma scuola media sup.



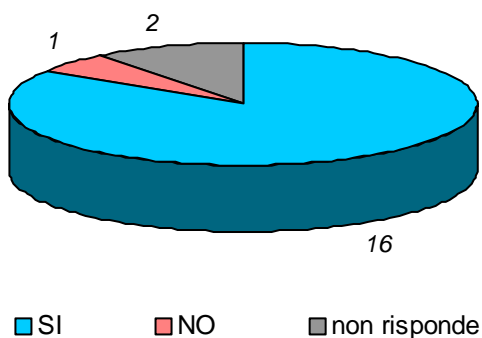
domanda 3: posizione lavorativa



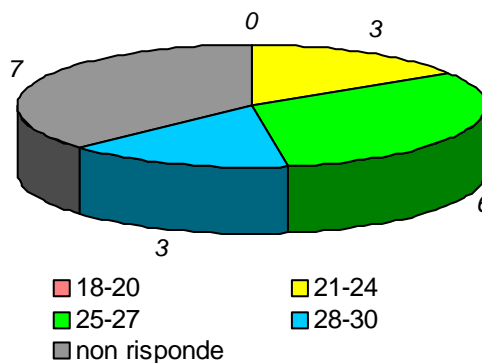
domanda 4: posizione universitaria



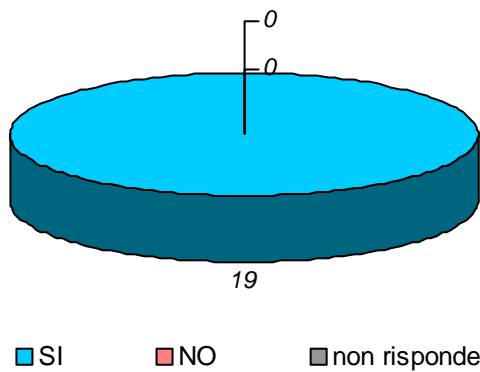
domanda 5: in regola con gli esami



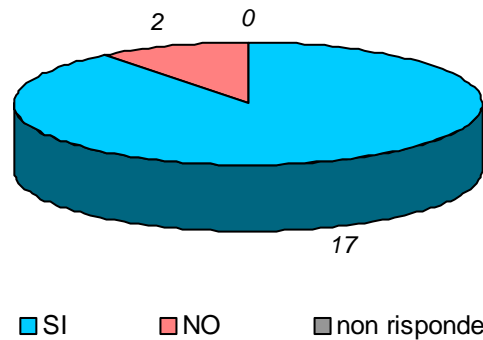
domanda 6: votazione media esami



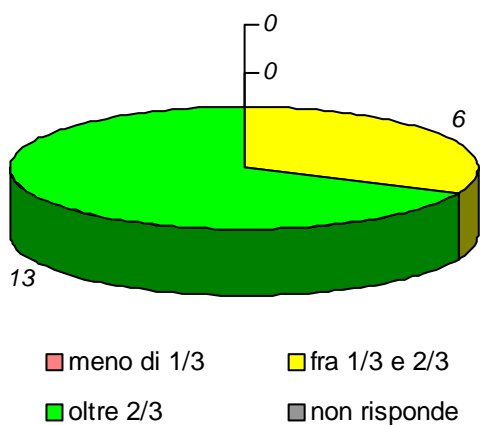
domanda 7: prima volta che affronta l'esame della disciplina



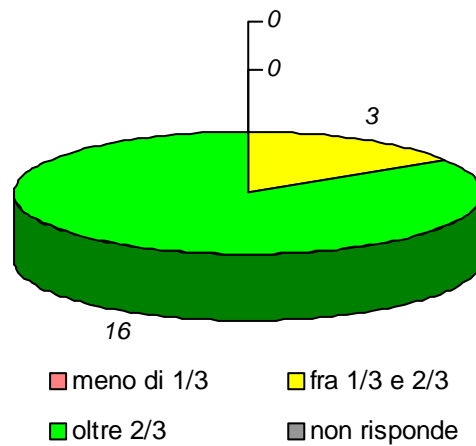
domanda 8: prima volta che segue la disciplina



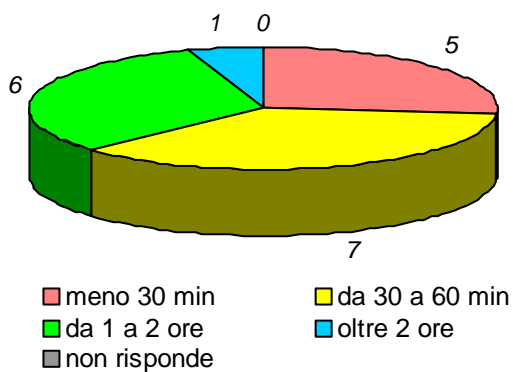
domanda 9: percentuale di frequenza della disciplina



domanda 10: percentuale di frequenza delle discipline del piano studi

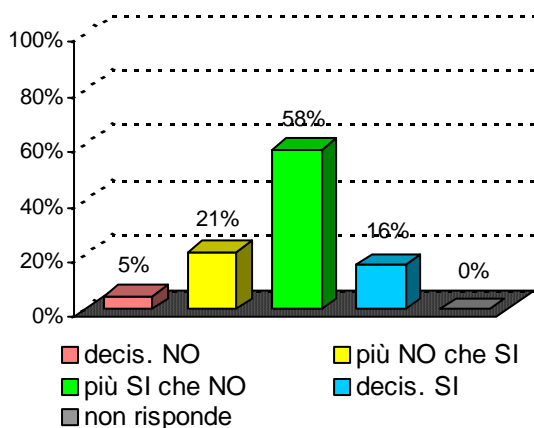


domanda 11: tempo medio per raggiungere l'Università

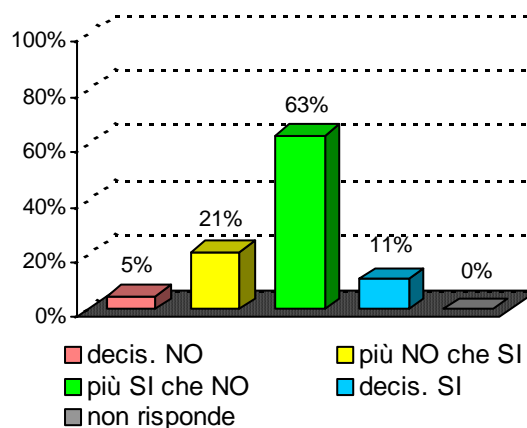


Organizzazione e Infrastrutture

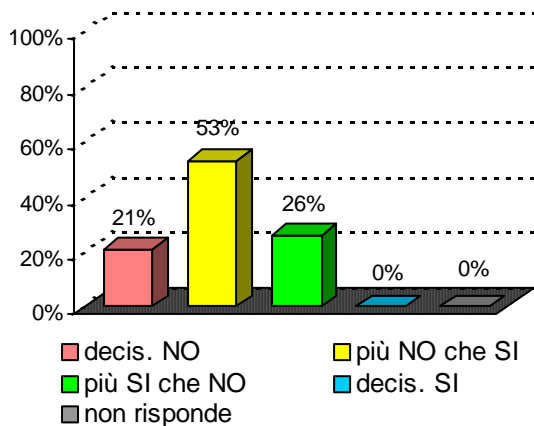
domanda 12 : accettabilità carico studio totale



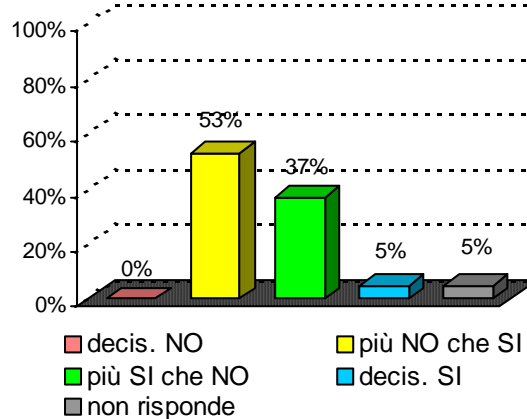
domanda 13 : accettabilità organizzazione complessiva



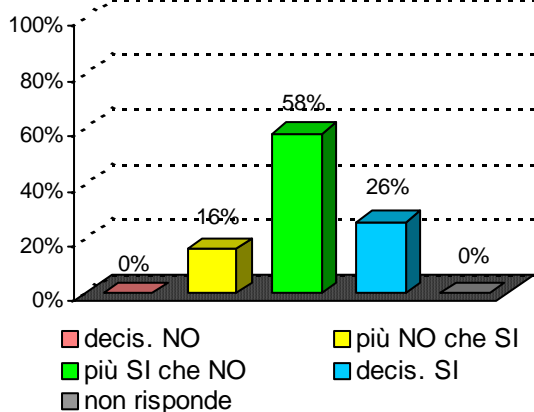
domanda 14 : chiarezza definizione modalità esame

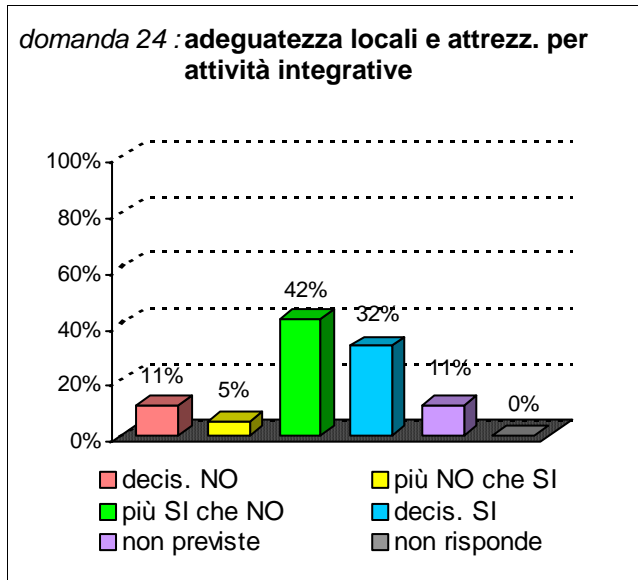
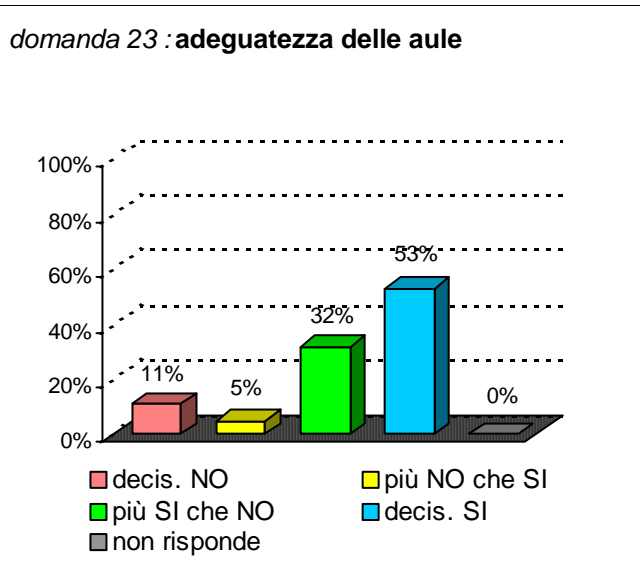


domanda 15 : rispetto orari svolgimento didattica

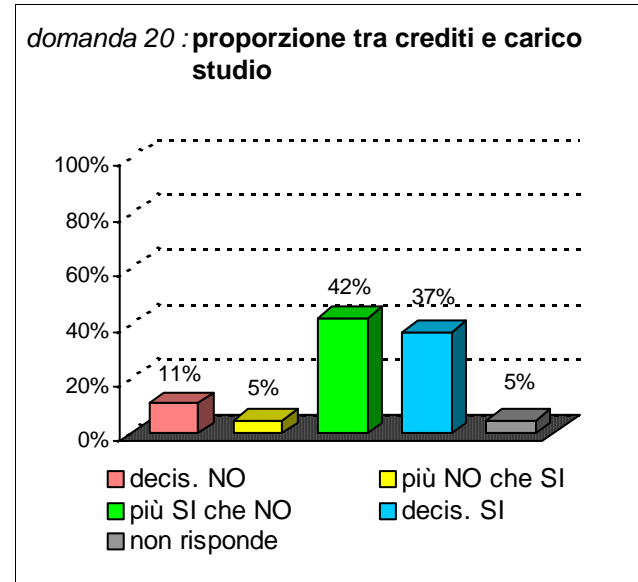
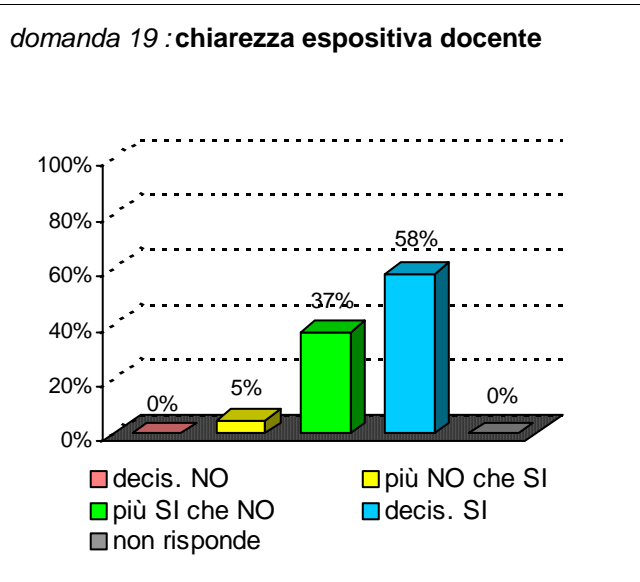
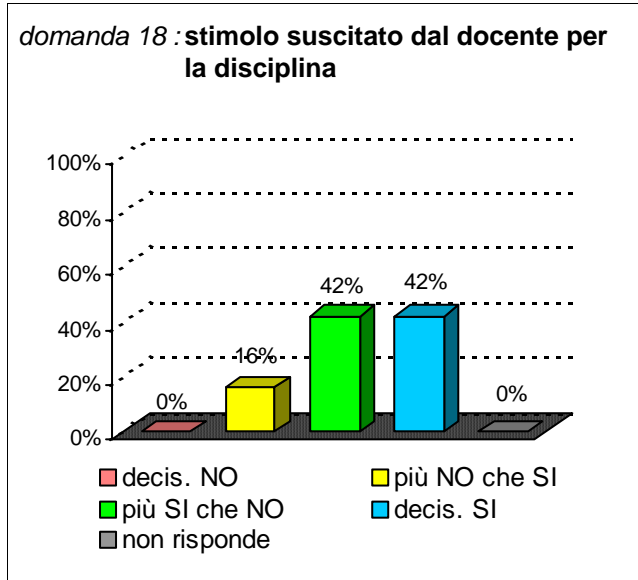
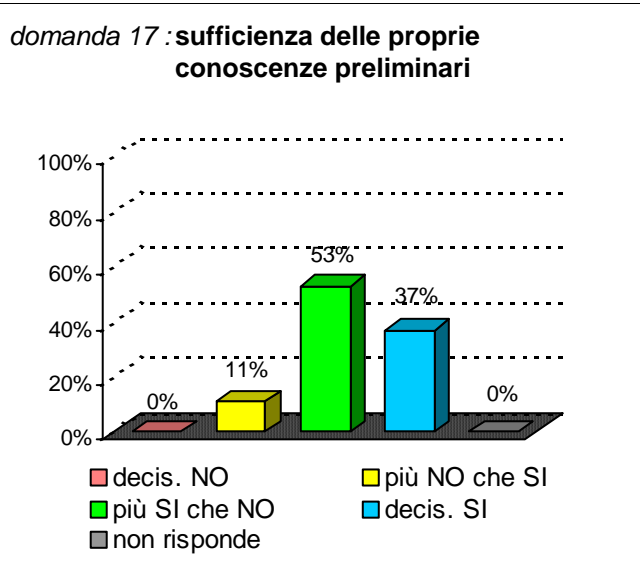


domanda 16 : reperibilità del docente

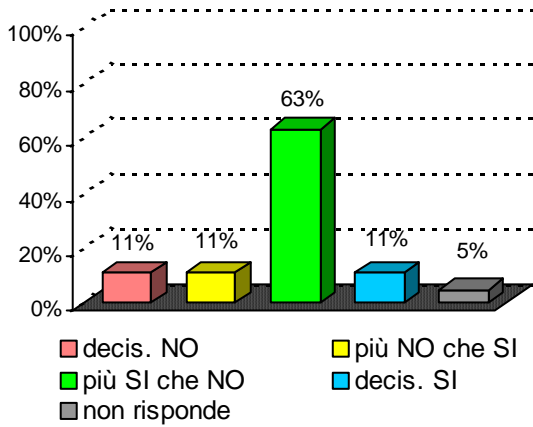




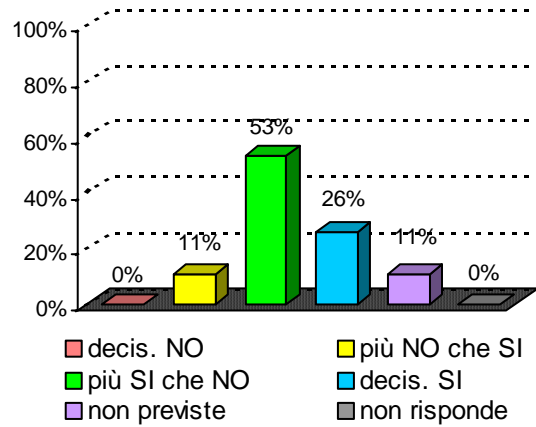
Didattica e Soddisfazione



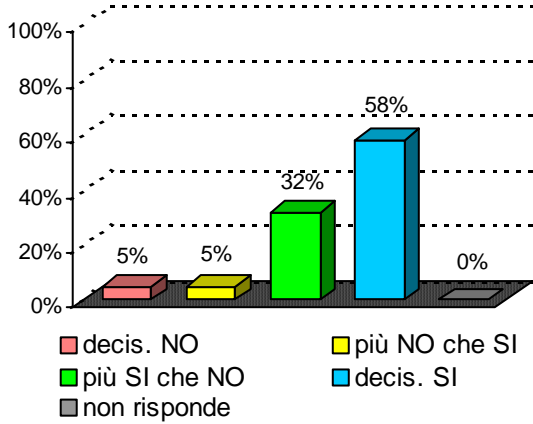
domanda 21 : adeguatezza materiale didattico



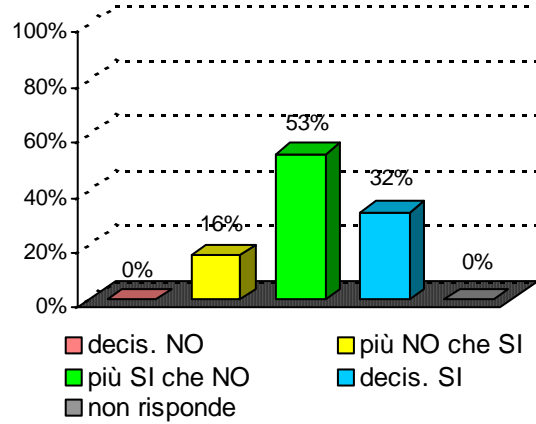
domanda 22 : utilità delle attività didattiche integrative



domanda 25 : interesse per argomenti della disciplina



domanda 26 : soddisfazione complessiva



Sintesi delle valutazioni (domande qualitative) dell'insegnamento confrontate con quelle del rispettivo Corso di Studi e del Dipartimento di afferenza

Valutazione dell' insegnamento con codice : **31687**

domanda	decis. NO	più NO che SI	più SI che NO	decis. SI	non previste	non risponde
14	21%	53%	26%	0%		0%
15	0%	53%	37%	5%		5%
16	0%	16%	58%	26%		0%
17	0%	11%	53%	37%		0%
18	0%	16%	42%	42%		0%
19	0%	5%	37%	58%		0%
20	11%	5%	42%	37%		5%
21	11%	11%	63%	11%		5%
22	0%	11%	53%	26%	11%	0%
25	5%	5%	32%	58%		0%
26	0%	16%	53%	32%		0%

Valutazione del corso di laurea :

Biodiversità e qualità dell'ambiente

classe : **LM-6**

sede didattica : **CATANIA**

domanda	decis. NO	più NO che SI	più SI che NO	decis. SI	non previste	non risponde
14	4%	20%	39%	36%		1%
15	1%	11%	44%	44%		1%
16	0%	9%	50%	41%		0%
17	4%	14%	49%	33%		0%
18	2%	12%	51%	35%		0%
19	1%	12%	49%	37%		1%
20	4%	10%	53%	33%		0%
21	4%	16%	48%	31%		1%
22	0%	4%	25%	28%	40%	2%
25	2%	8%	43%	46%		0%
26	2%	15%	48%	35%		0%

Valutazione del Dipart. : **Scienze Biologiche Geologiche ed Ambientali**

domanda	decis. NO	più NO che SI	più SI che NO	decis. SI	non previste	non risponde
14	5%	14%	39%	42%		0%
15	3%	9%	35%	53%		1%
16	2%	7%	41%	49%		1%
17	6%	17%	50%	27%		0%
18	7%	16%	42%	36%		0%
19	5%	13%	41%	39%		1%
20	9%	15%	46%	29%		1%
21	7%	15%	48%	29%		1%
22	2%	6%	24%	28%	37%	3%
25	4%	10%	38%	48%		0%
26	6%	14%	43%	37%		0%