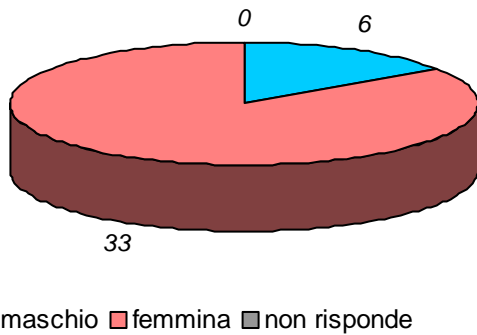


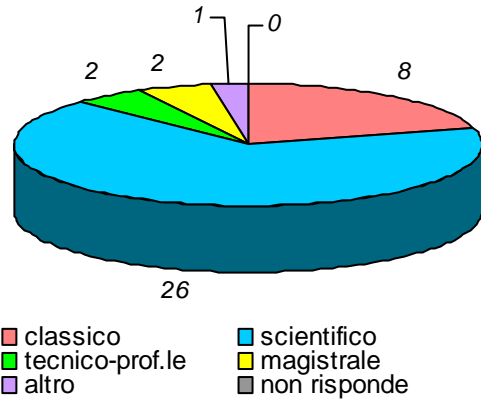
schede valide : 39 schede bianche : 0 schede nulle : 0

Informazioni degli studenti

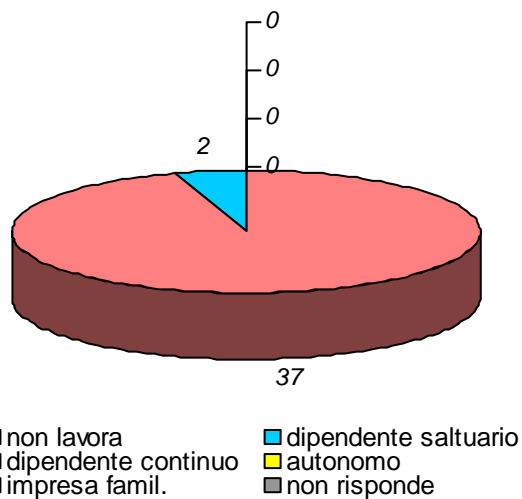
domanda 1: sesso



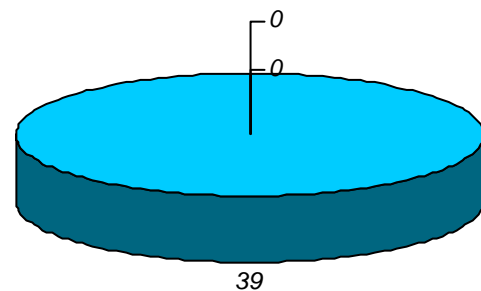
domanda 2: diploma scuola media sup.



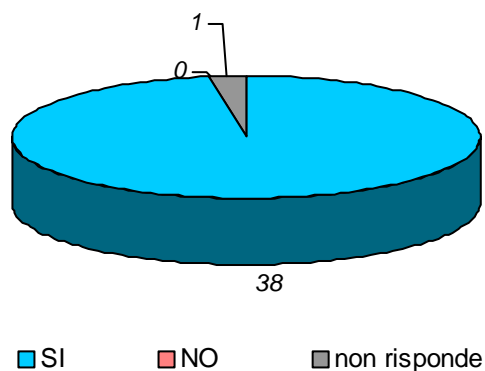
domanda 3: posizione lavorativa



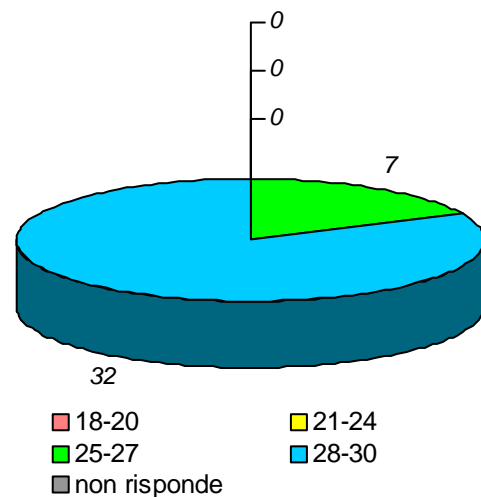
domanda 4: posizione universitaria



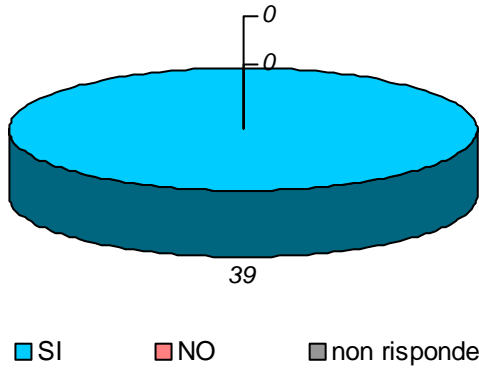
domanda 5: in regola con gli esami



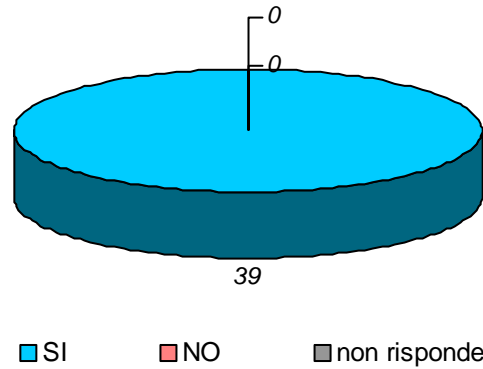
domanda 6: votazione media esami



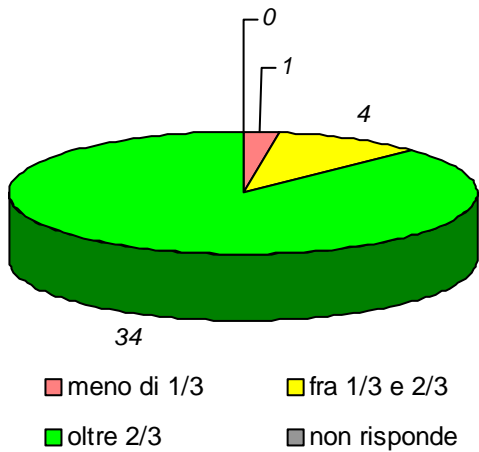
domanda 7: prima volta che affronta l'esame della disciplina



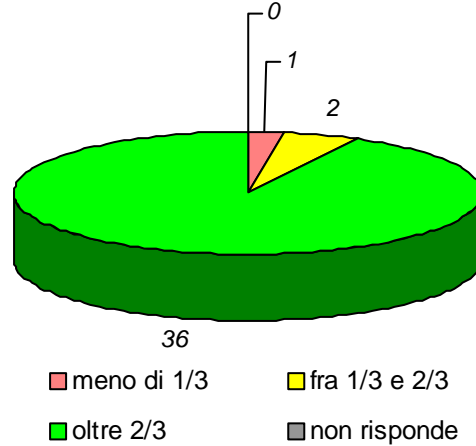
domanda 8: prima volta che segue la disciplina



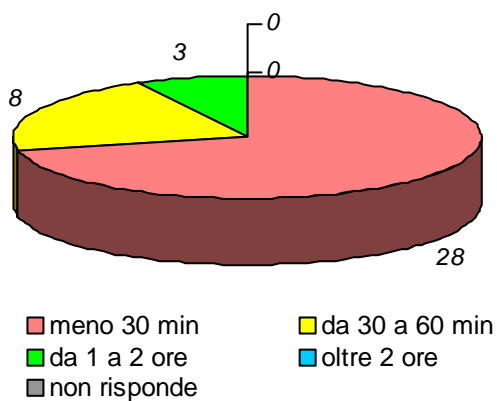
domanda 9: percentuale di frequenza della disciplina



domanda 10: percentuale di frequenza delle discipline del piano studi

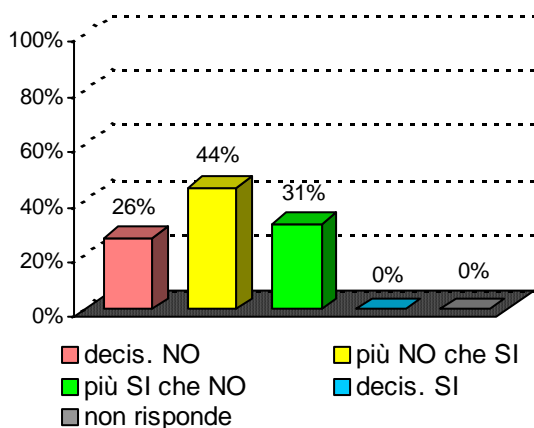


domanda 11: tempo medio per raggiungere l'Università

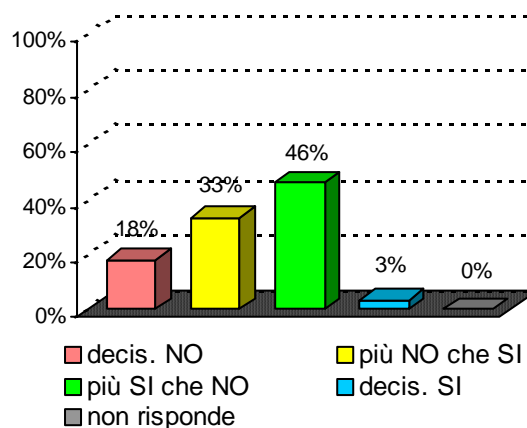


Organizzazione e Infrastrutture

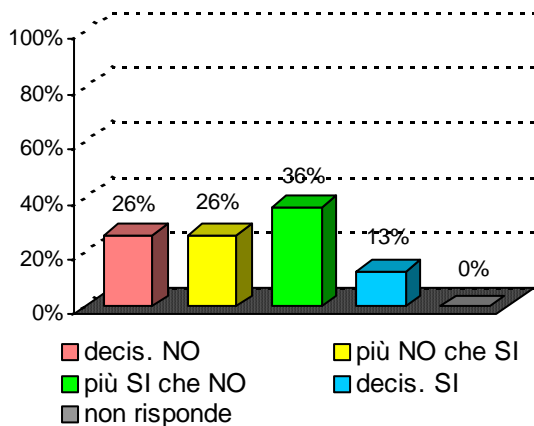
domanda 12 : accettabilità carico studio totale



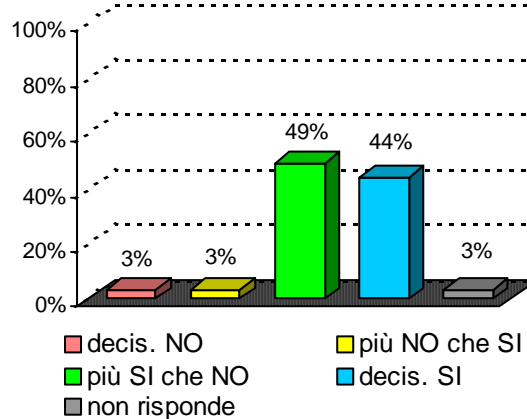
domanda 13 : accettabilità organizzazione complessiva



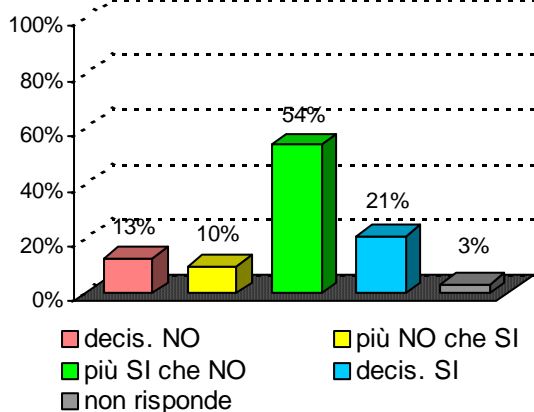
domanda 14 : chiarezza definizione modalità esame

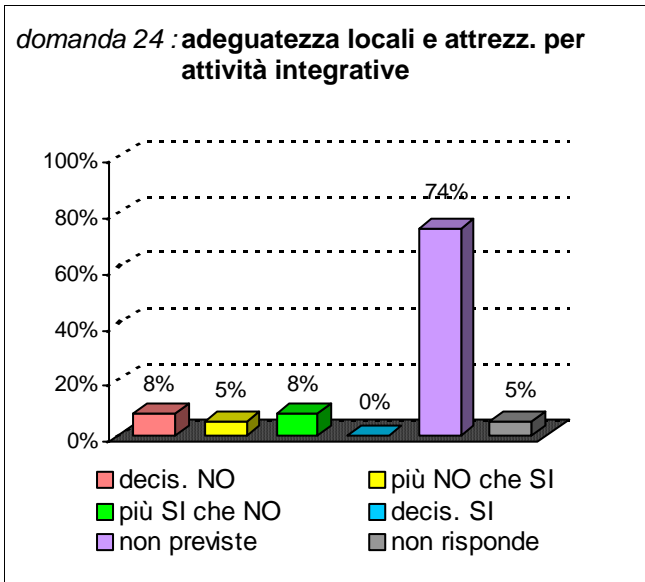
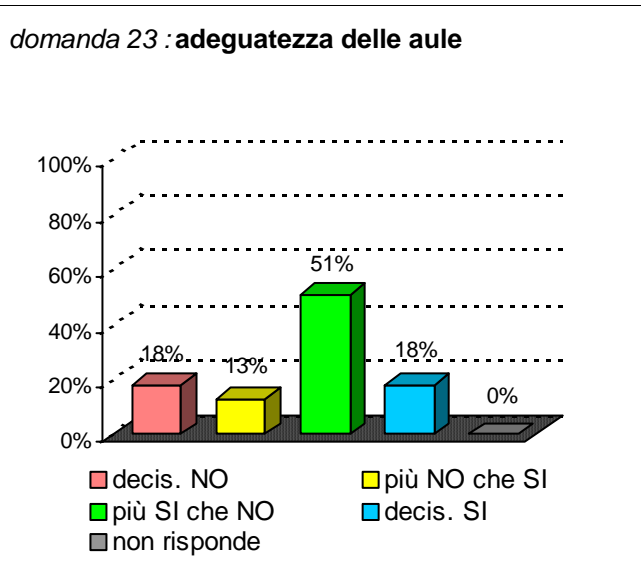


domanda 15 : rispetto orari svolgimento didattica

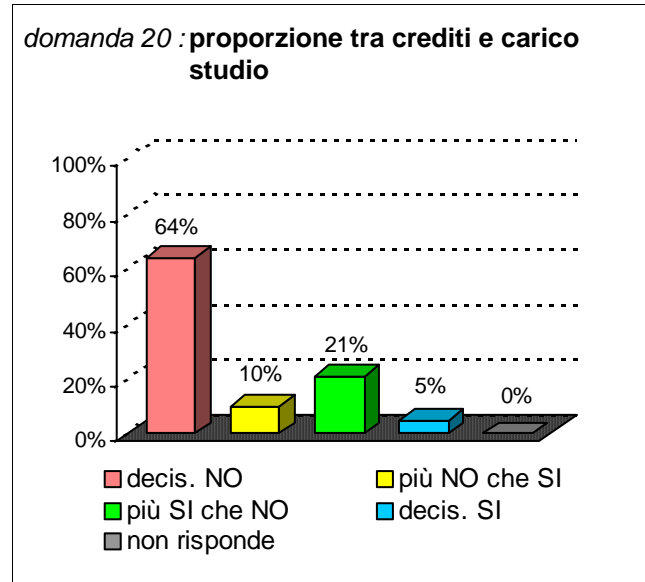
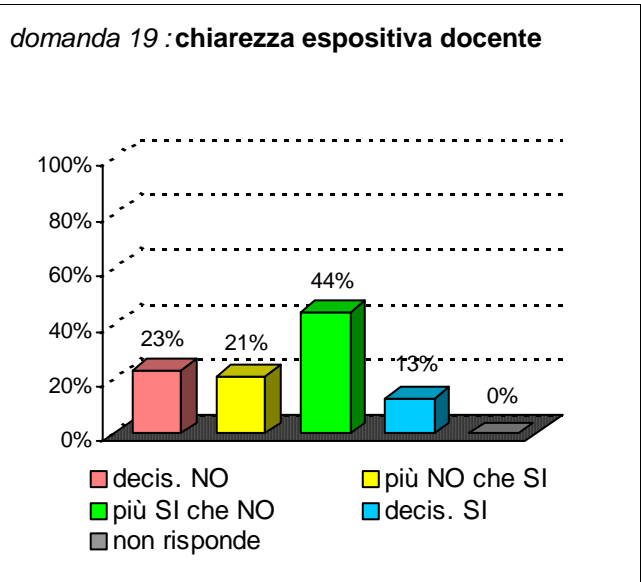
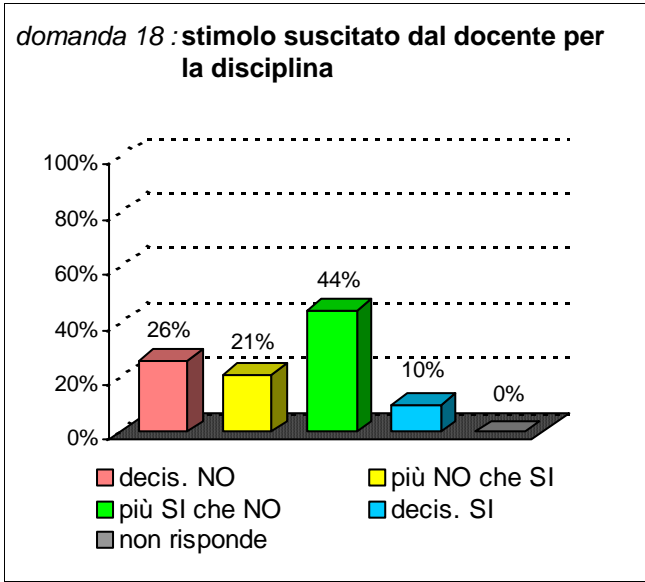
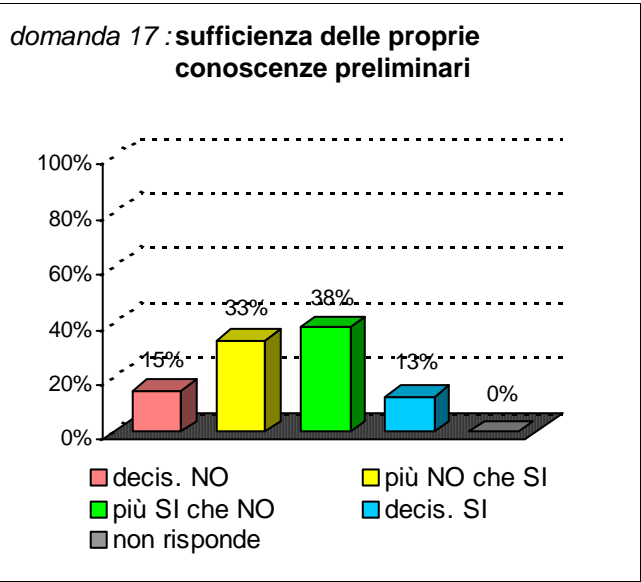


domanda 16 : reperibilità del docente

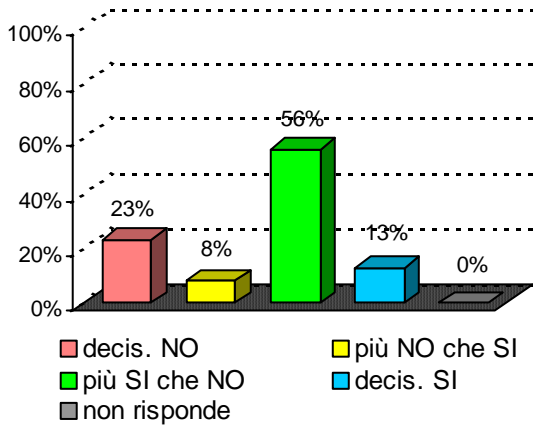




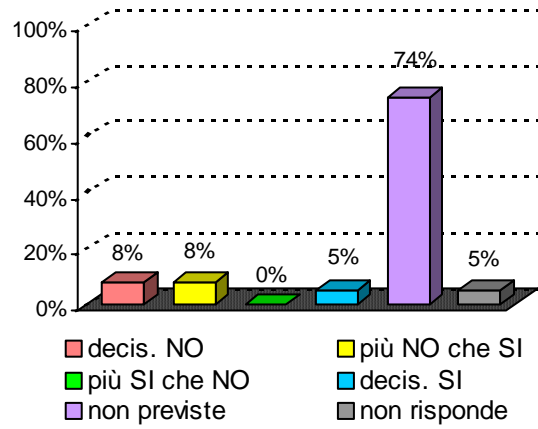
Didattica e Soddifazione



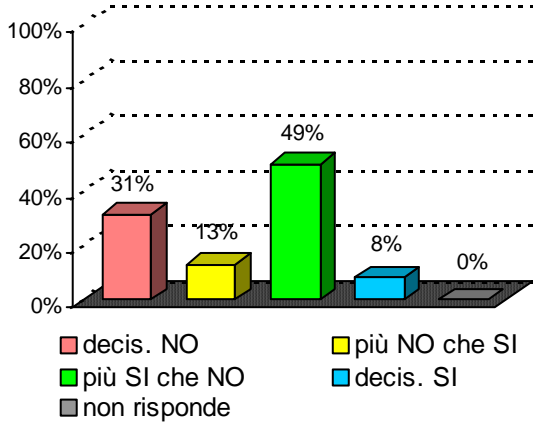
domanda 21 : adeguatezza materiale didattico



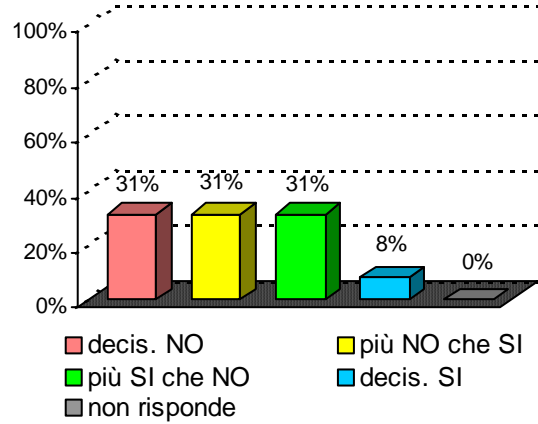
domanda 22 : utilità delle attività didattiche integrative



domanda 25 : interesse per argomenti della disciplina



domanda 26 : soddisfazione complessiva



Sintesi delle valutazioni (domande qualitative) dell'insegnamento confrontate con quelle del rispettivo Corso di Studi e del Dipartimento di afferenza

Valutazione dell' insegnamento con codice : **31722**

domanda	decis. NO	più NO che SI	più SI che NO	decis. SI	non previste	non risponde
14	26%	26%	36%	13%		0%
15	3%	3%	49%	44%		3%
16	13%	10%	54%	21%		3%
17	15%	33%	38%	13%		0%
18	26%	21%	44%	10%		0%
19	23%	21%	44%	13%		0%
20	64%	10%	21%	5%		0%
21	23%	8%	56%	13%		0%
22	8%	8%	0%	5%	74%	5%
25	31%	13%	49%	8%		0%
26	31%	31%	31%	8%		0%

Valutazione del corso di laurea :

Biologia sanitaria

classe : **LM-6**

sede didattica : **CATANIA**

domanda	decis. NO	più NO che SI	più SI che NO	decis. SI	non previste	non risponde
14	5%	12%	42%	41%		0%
15	8%	11%	32%	48%		1%
16	3%	9%	48%	40%		0%
17	3%	14%	51%	32%		0%
18	10%	16%	39%	35%		0%
19	8%	15%	38%	37%		1%
20	15%	19%	41%	25%		1%
21	10%	17%	45%	26%		1%
22	2%	7%	16%	12%	60%	3%
25	5%	9%	36%	49%		0%
26	11%	16%	38%	35%		0%

Valutazione del Dipart. : **Scienze Biologiche Geologiche ed Ambientali**

domanda	decis. NO	più NO che SI	più SI che NO	decis. SI	non previste	non risponde
14	5%	14%	39%	42%		0%
15	3%	9%	35%	53%		1%
16	2%	7%	41%	49%		1%
17	6%	17%	50%	27%		0%
18	7%	16%	42%	36%		0%
19	5%	13%	41%	39%		1%
20	9%	15%	46%	29%		1%
21	7%	15%	48%	29%		1%
22	2%	6%	24%	28%	37%	3%
25	4%	10%	38%	48%		0%
26	6%	14%	43%	37%		0%