

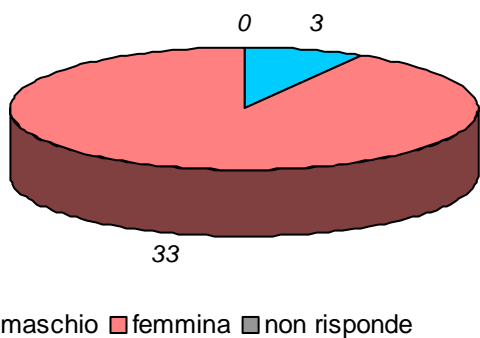
schede valide : 36

schede bianche : 0

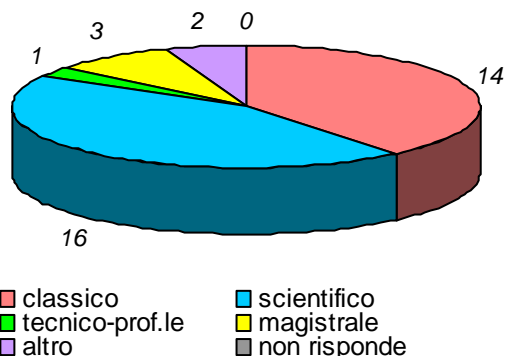
schede nulle : 0

Informazioni degli studenti

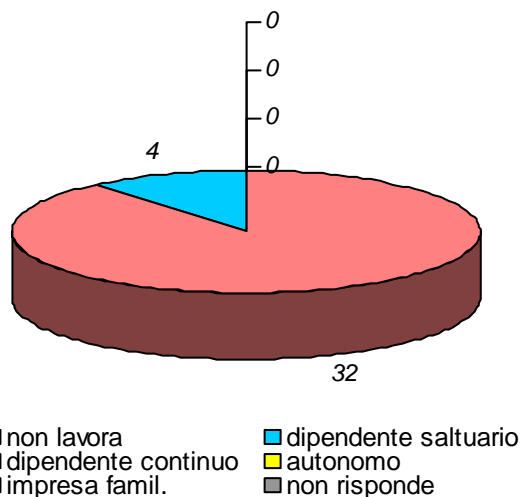
domanda 1: sesso



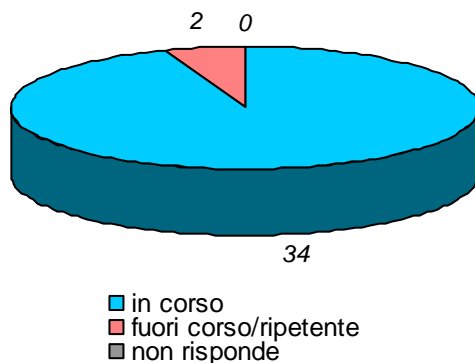
domanda 2: diploma scuola media sup.



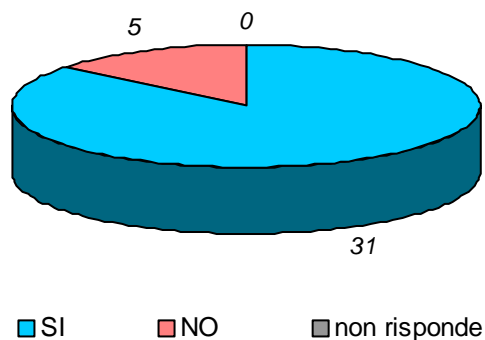
domanda 3: posizione lavorativa



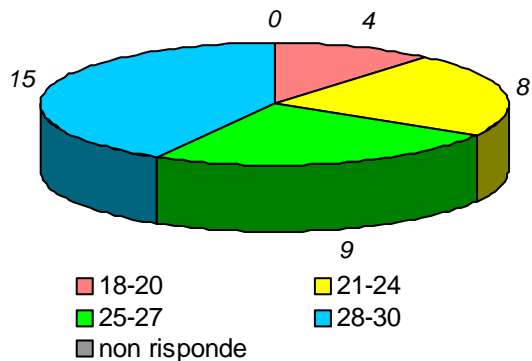
domanda 4: posizione universitaria



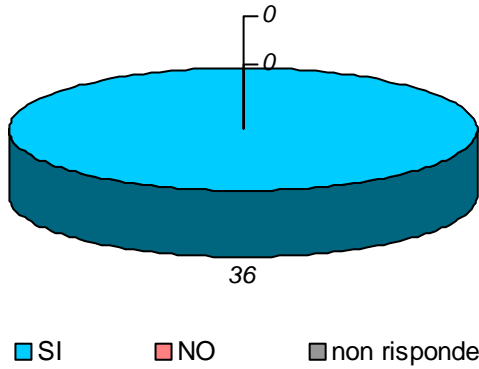
domanda 5: in regola con gli esami



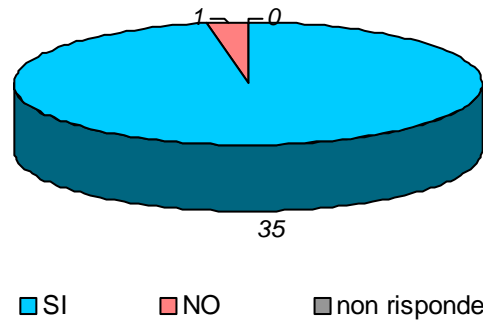
domanda 6: votazione media esami



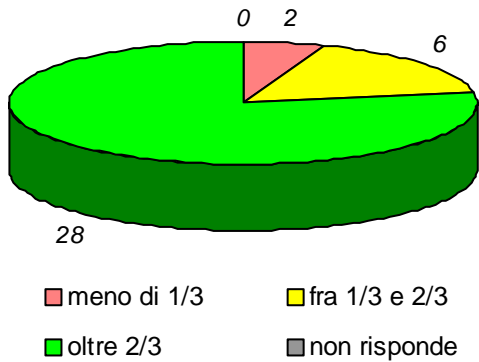
domanda 7: prima volta che affronta l'esame della disciplina



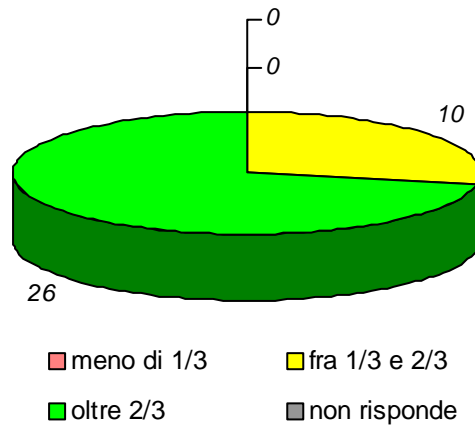
domanda 8: prima volta che segue la disciplina



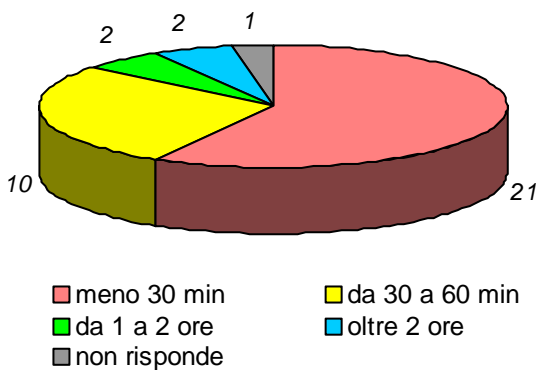
domanda 9: percentuale di frequenza della disciplina



domanda 10: percentuale di frequenza delle discipline del piano studi

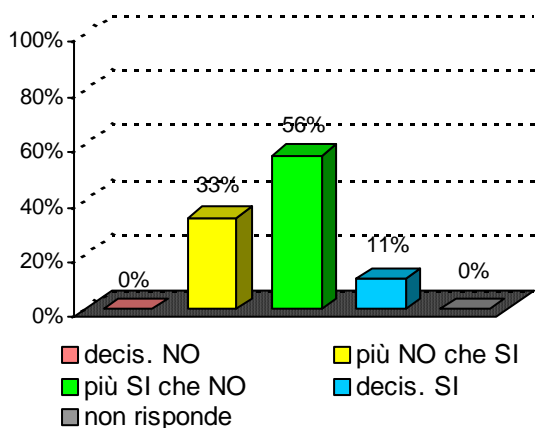


domanda 11: tempo medio per raggiungere l'Università

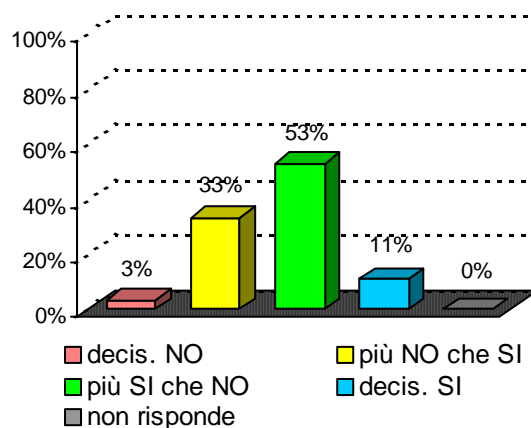


Organizzazione e Infrastrutture

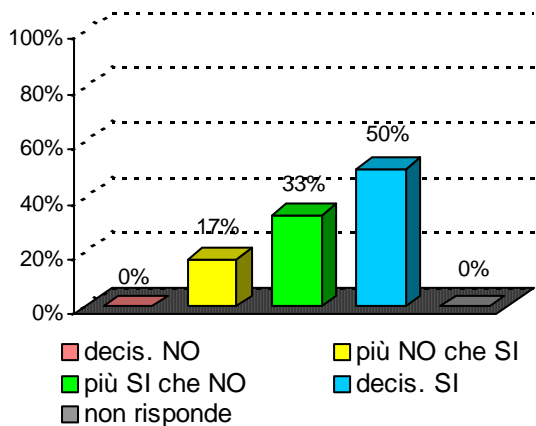
domanda 12 : accettabilità carico studio totale



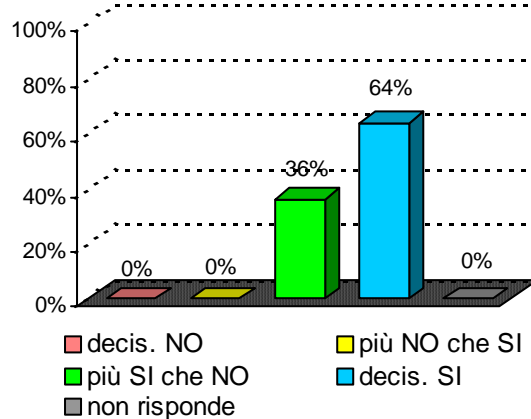
domanda 13 : accettabilità organizzazione complessiva



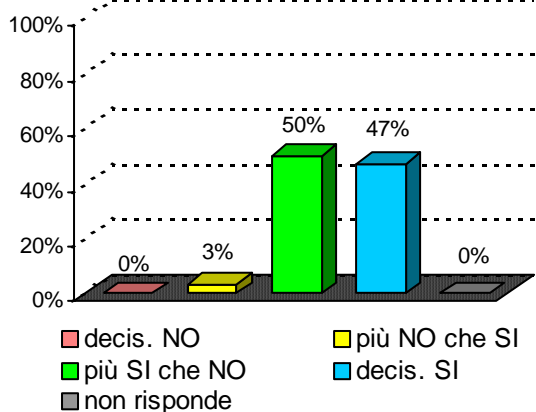
domanda 14 : chiarezza definizione modalità esame

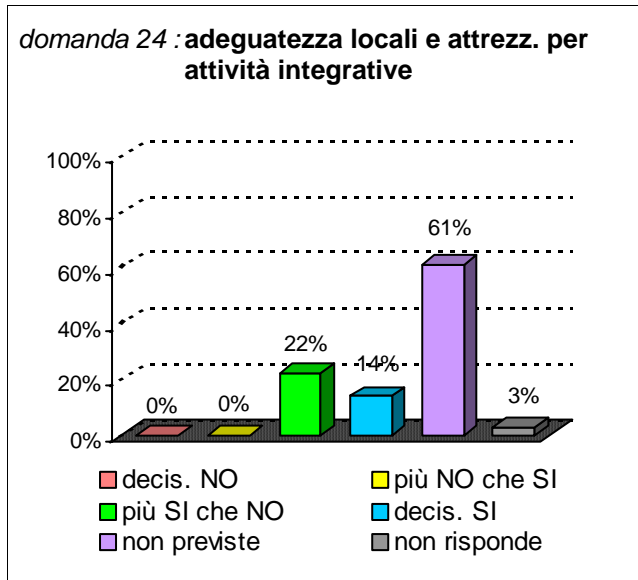
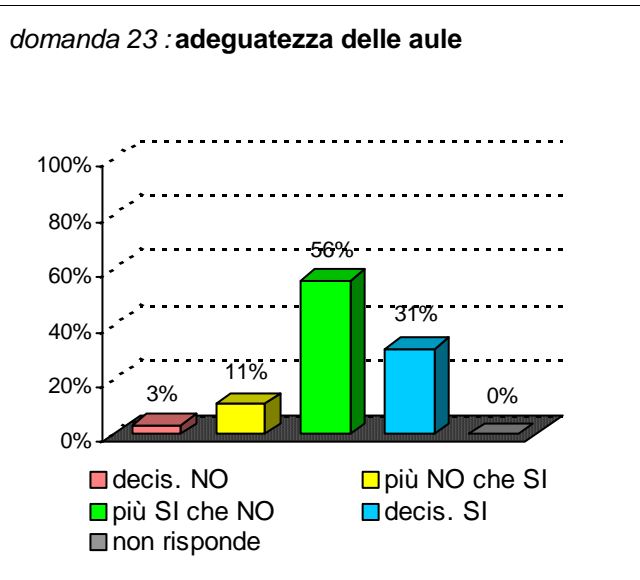


domanda 15 : rispetto orari svolgimento didattica

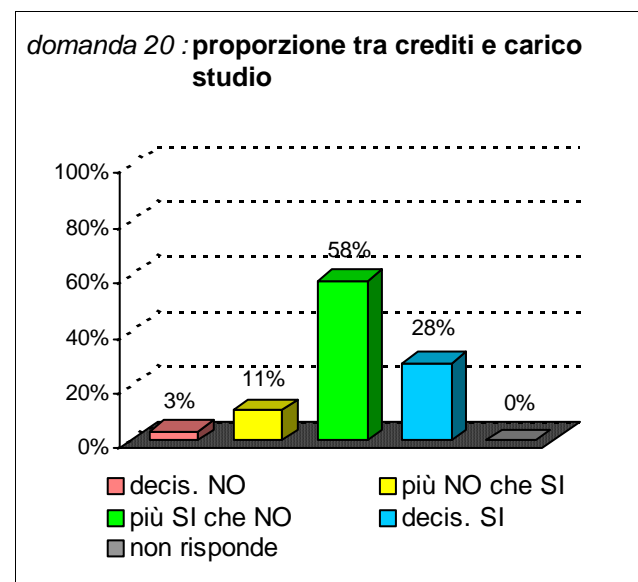
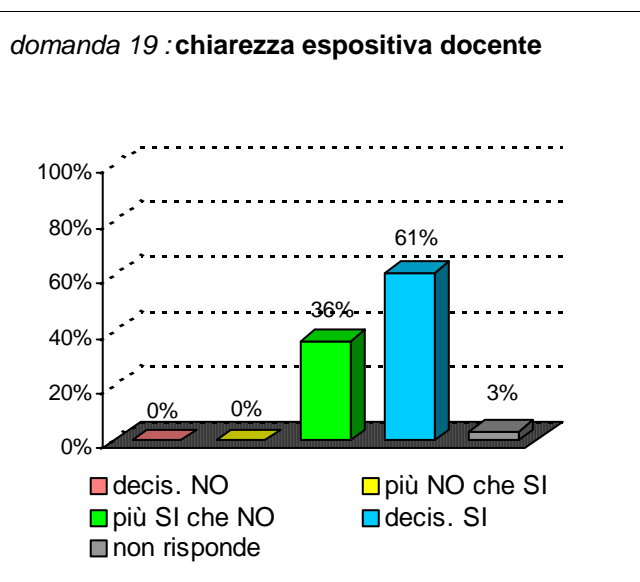
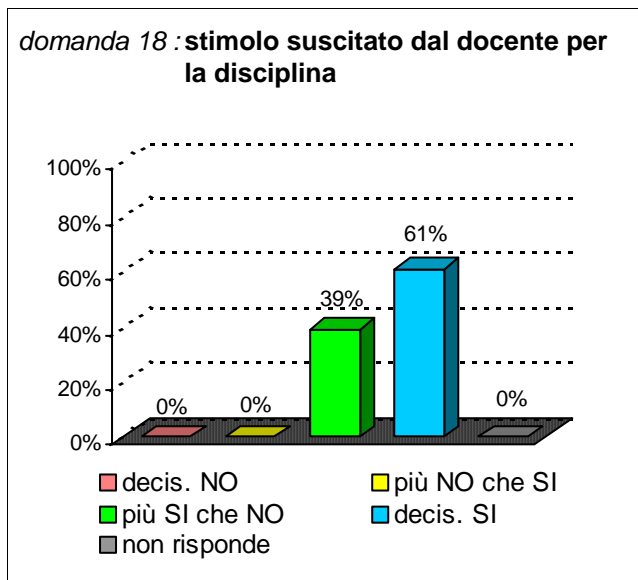
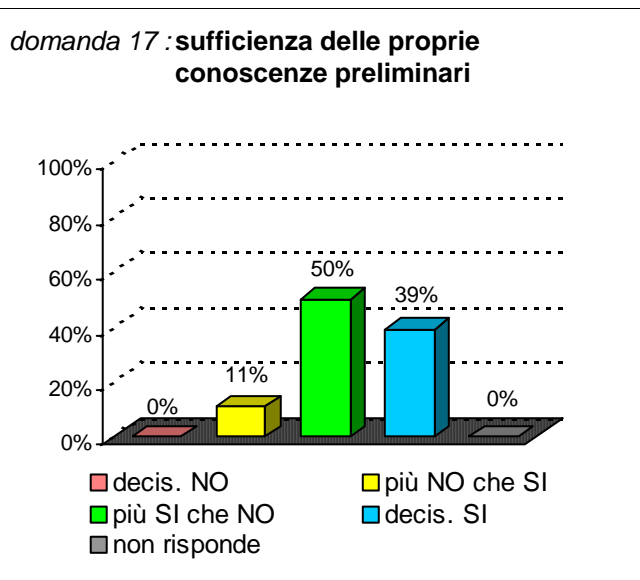


domanda 16 : reperibilità del docente

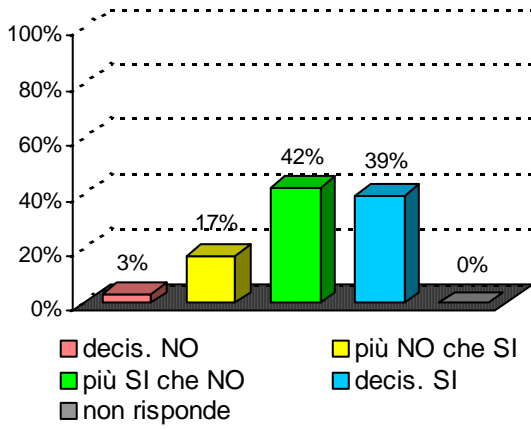




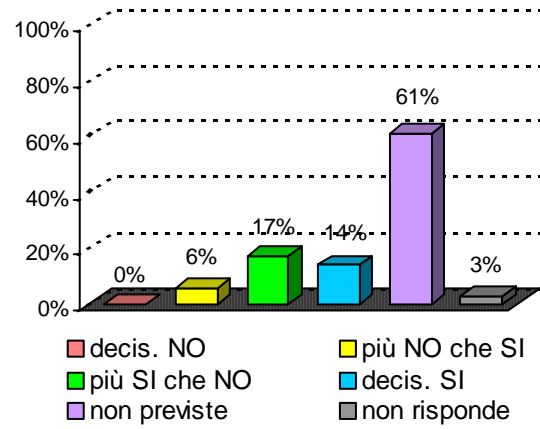
Didattica e Soddisfazione



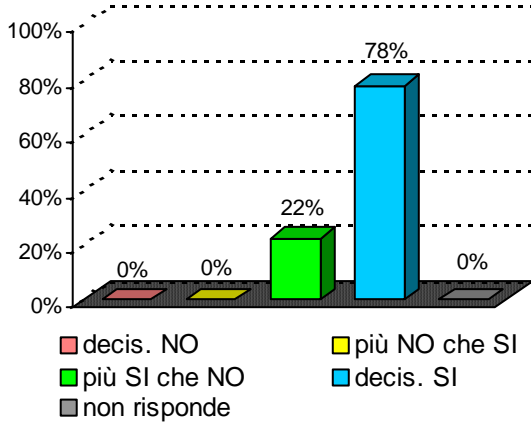
domanda 21 : adeguatezza materiale didattico



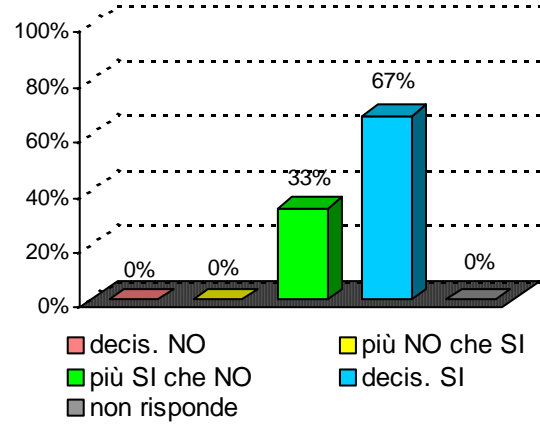
domanda 22 : utilità delle attività didattiche integrative



domanda 25 : interesse per argomenti della disciplina



domanda 26 : soddisfazione complessiva



Sintesi delle valutazioni (domande qualitative) dell'insegnamento confrontate con quelle del rispettivo Corso di Studi e del Dipartimento di afferenza

Valutazione dell' insegnamento con codice : 31726

domanda	decis. NO	più NO che SI	più SI che NO	decis. SI	non previste	non risponde
14	0%	17%	33%	50%		0%
15	0%	0%	36%	64%		0%
16	0%	3%	50%	47%		0%
17	0%	11%	50%	39%		0%
18	0%	0%	39%	61%		0%
19	0%	0%	36%	61%		3%
20	3%	11%	58%	28%		0%
21	3%	17%	42%	39%		0%
22	0%	6%	17%	14%	61%	3%
25	0%	0%	22%	78%		0%
26	0%	0%	33%	67%		0%

Valutazione del corso di laurea :

Biologia sanitaria

classe : LM-6

sede didattica : CATANIA

domanda	decis. NO	più NO che SI	più SI che NO	decis. SI	non previste	non risponde
14	5%	12%	42%	41%		0%
15	8%	11%	32%	48%		1%
16	3%	9%	48%	40%		0%
17	3%	14%	51%	32%		0%
18	10%	16%	39%	35%		0%
19	8%	15%	38%	37%		1%
20	15%	19%	41%	25%		1%
21	10%	17%	45%	26%		1%
22	2%	7%	16%	12%	60%	3%
25	5%	9%	36%	49%		0%
26	11%	16%	38%	35%		0%

Valutazione del Dipart. : Scienze Biologiche Geologiche ed Ambientali

domanda	decis. NO	più NO che SI	più SI che NO	decis. SI	non previste	non risponde
14	5%	14%	39%	42%		0%
15	3%	9%	35%	53%		1%
16	2%	7%	41%	49%		1%
17	6%	17%	50%	27%		0%
18	7%	16%	42%	36%		0%
19	5%	13%	41%	39%		1%
20	9%	15%	46%	29%		1%
21	7%	15%	48%	29%		1%
22	2%	6%	24%	28%	37%	3%
25	4%	10%	38%	48%		0%
26	6%	14%	43%	37%		0%