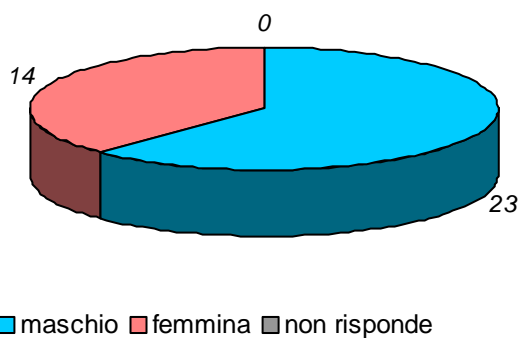


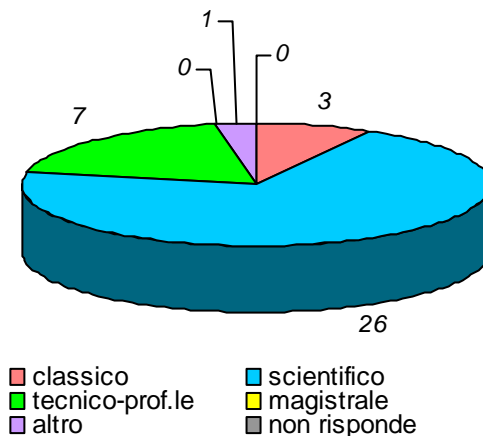
schede valide : 37 schede bianche : 0 schede nulle : 0

Informazioni degli studenti

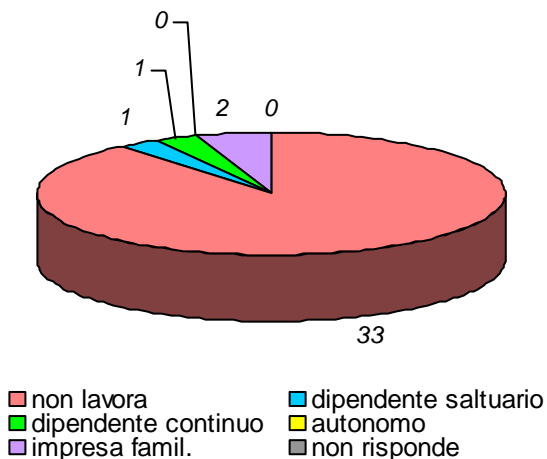
domanda 1: sesso



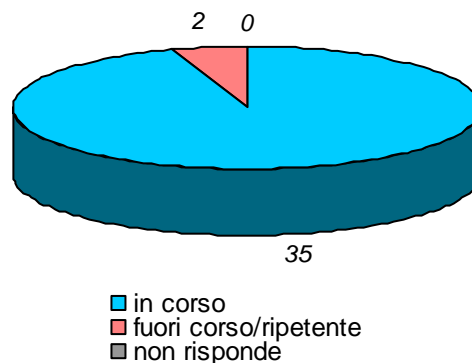
domanda 2: diploma scuola media sup.



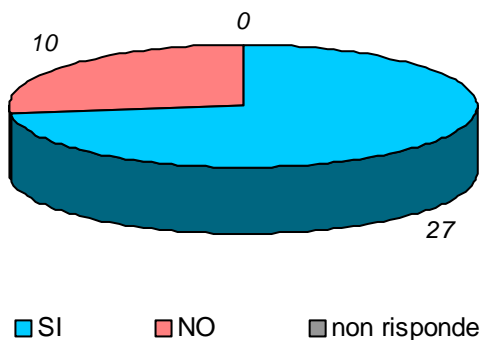
domanda 3: posizione lavorativa



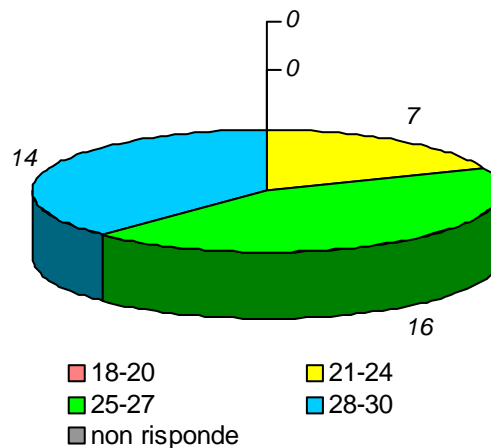
domanda 4: posizione universitaria



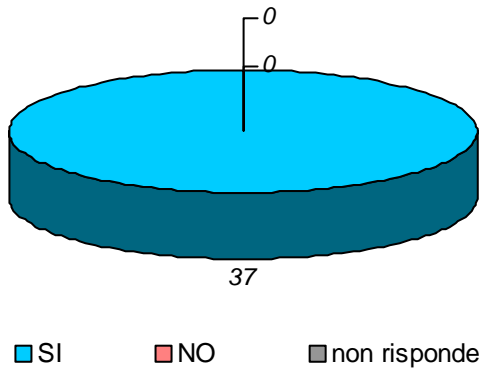
domanda 5: in regola con gli esami



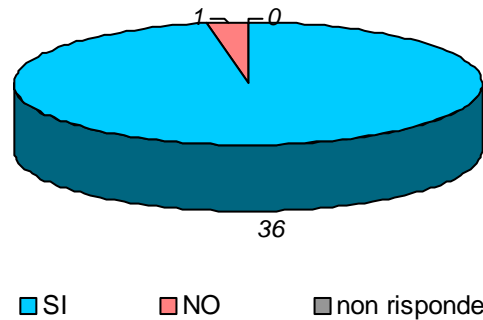
domanda 6: votazione media esami



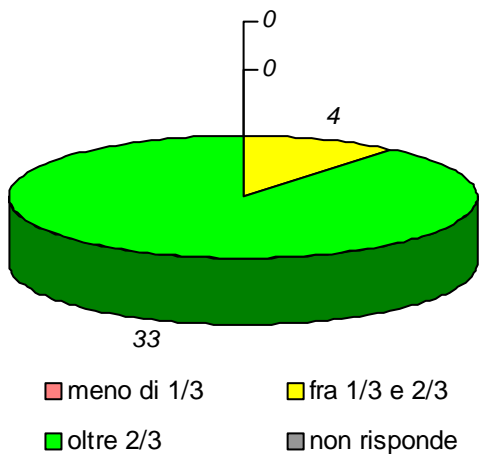
domanda 7: prima volta che affronta l'esame della disciplina



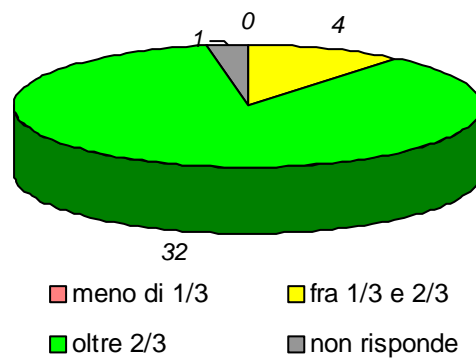
domanda 8: prima volta che segue la disciplina



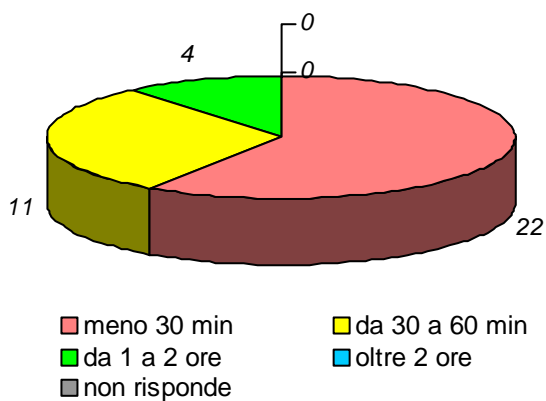
domanda 9: percentuale di frequenza della disciplina



domanda 10: percentuale di frequenza delle discipline del piano studi

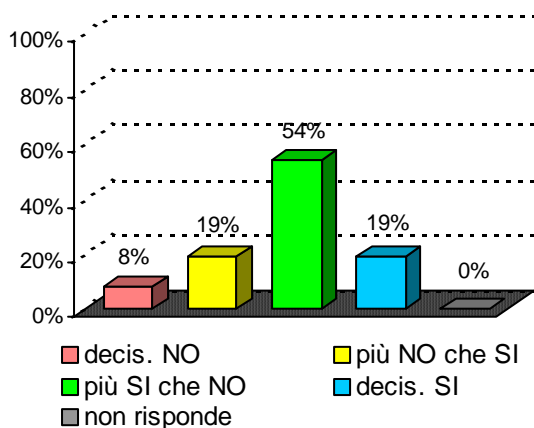


domanda 11: tempo medio per raggiungere l'Università

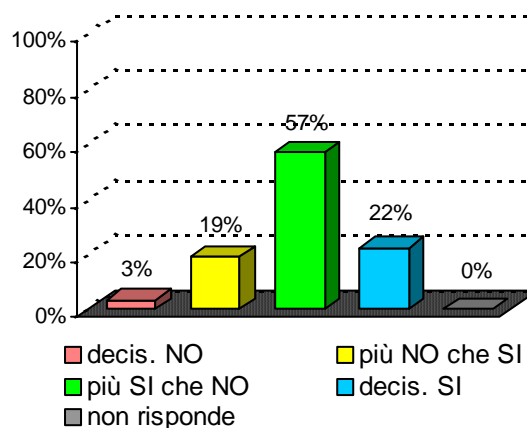


Organizzazione e Infrastrutture

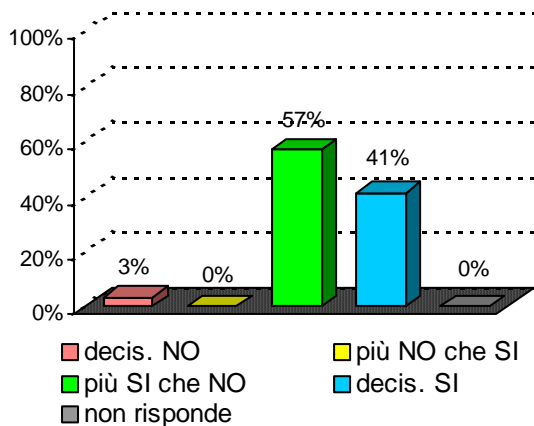
domanda 12 : accettabilità carico studio totale



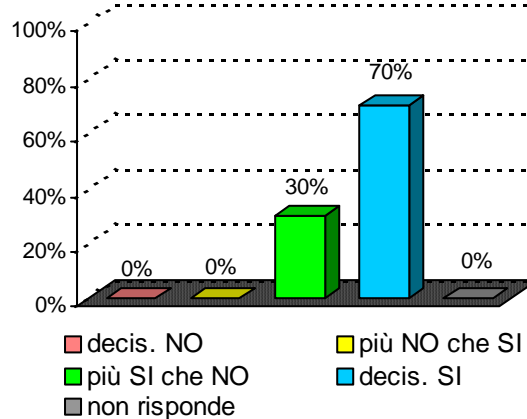
domanda 13 : accettabilità organizzazione complessiva



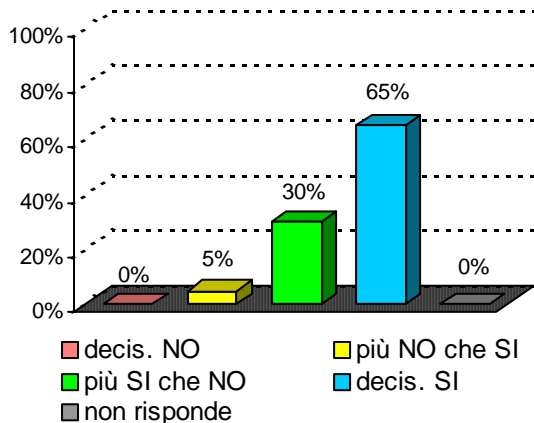
domanda 14 : chiarezza definizione modalità esame

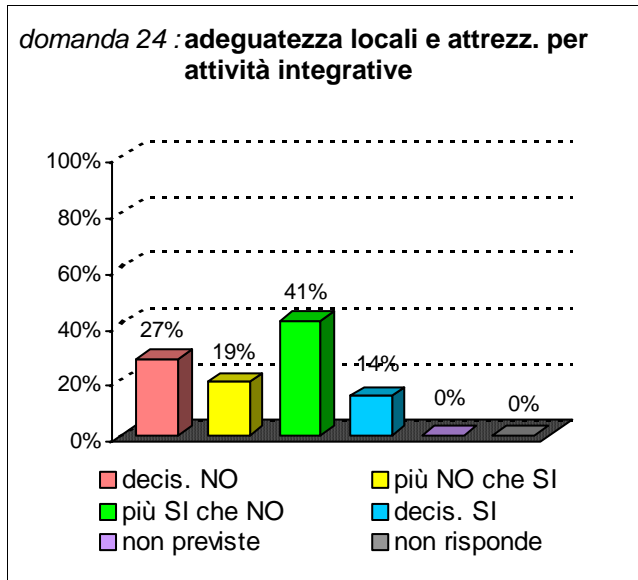
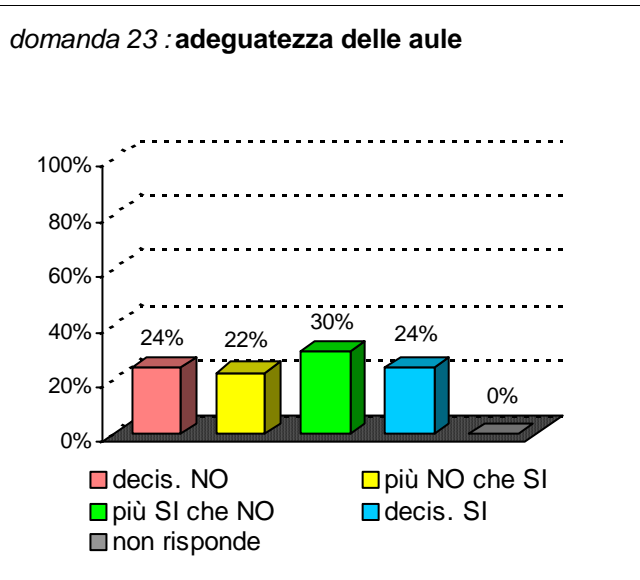


domanda 15 : rispetto orari svolgimento didattica

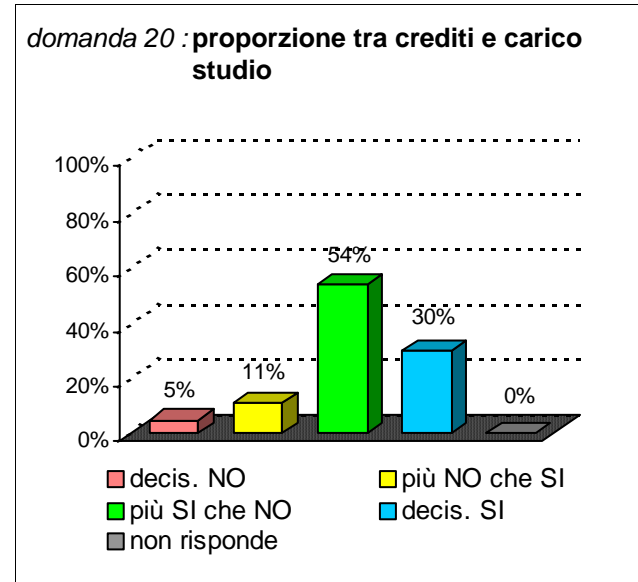
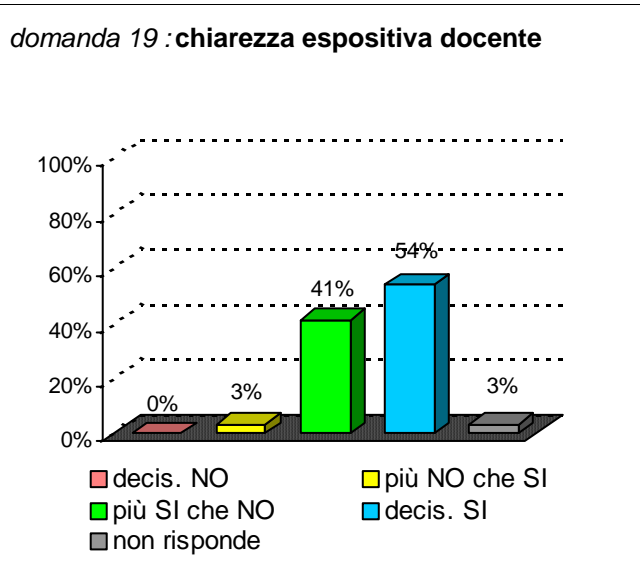
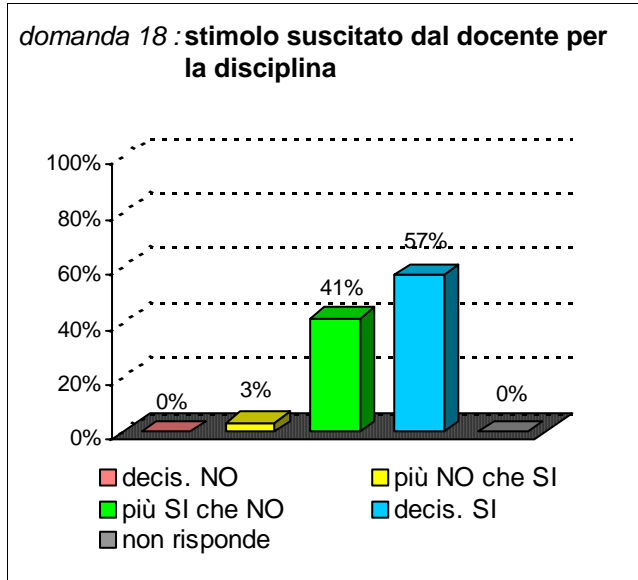
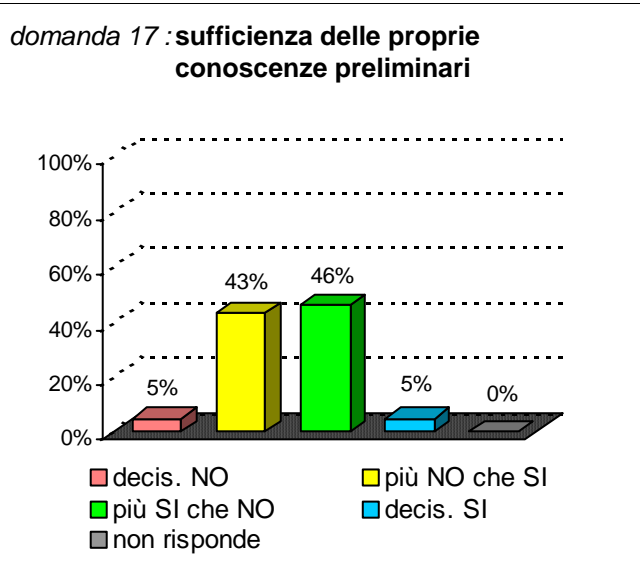


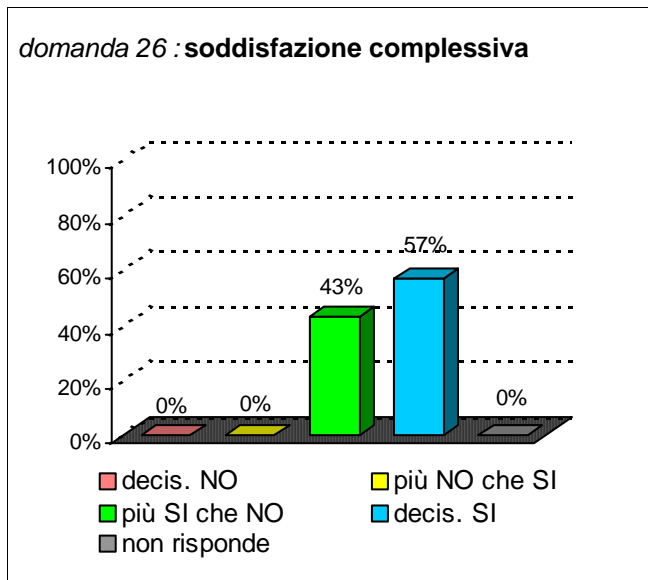
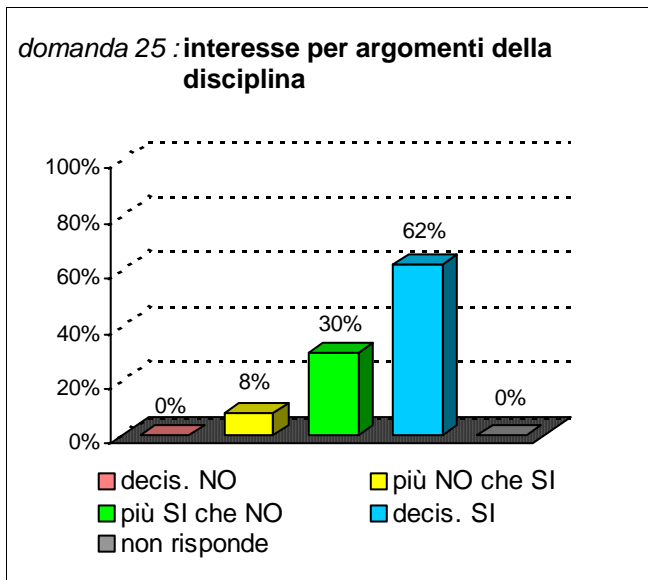
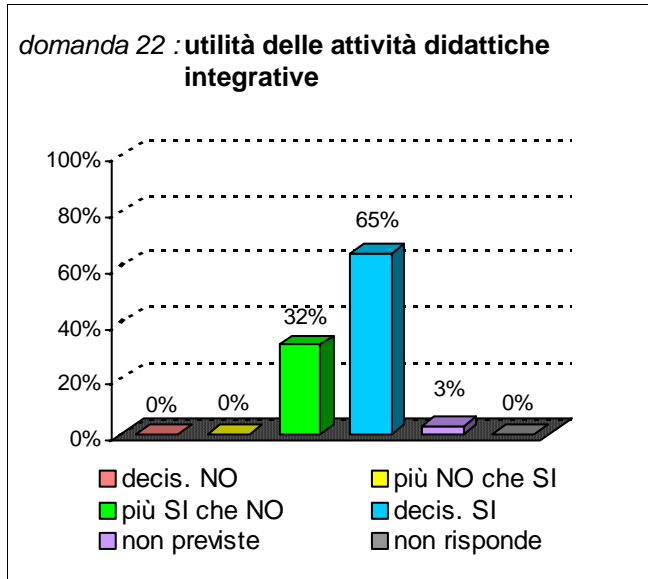
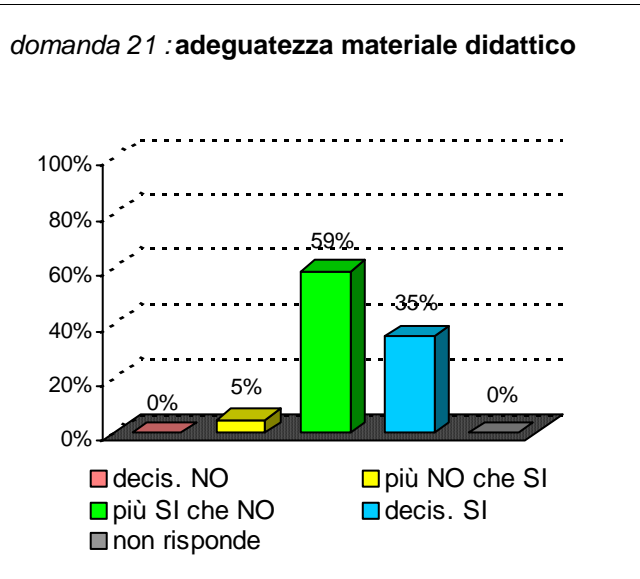
domanda 16 : reperibilità del docente





Didattica e Soddisfazione





Sintesi delle valutazioni (domande qualitative) dell'insegnamento confrontate con quelle del rispettivo Corso di Studi e del Dipartimento di afferenza

Valutazione dell' insegnamento con codice : **32546**

domanda	decis. NO	più NO che SI	più SI che NO	decis. SI	non previste	non risponde
14	3%	0%	57%	41%		0%
15	0%	0%	30%	70%		0%
16	0%	5%	30%	65%		0%
17	5%	43%	46%	5%		0%
18	0%	3%	41%	57%		0%
19	0%	3%	41%	54%		3%
20	5%	11%	54%	30%		0%
21	0%	5%	59%	35%		0%
22	0%	0%	32%	65%	3%	0%
25	0%	8%	30%	62%		0%
26	0%	0%	43%	57%		0%

Valutazione del corso di laurea :

Scienze geologiche

classe : **LM-74**

sede didattica : **CATANIA**

domanda	decis. NO	più NO che SI	più SI che NO	decis. SI	non previste	non risponde
14	4%	11%	44%	41%		0%
15	1%	4%	27%	68%		0%
16	1%	5%	34%	60%		0%
17	4%	18%	50%	28%		0%
18	3%	8%	40%	50%		0%
19	3%	7%	37%	52%		1%
20	4%	16%	43%	36%		0%
21	4%	10%	45%	39%		1%
22	3%	4%	24%	48%	20%	1%
25	1%	7%	30%	62%		0%
26	4%	6%	37%	53%		0%

Valutazione del Dipart. : **Scienze Biologiche Geologiche ed Ambientali**

domanda	decis. NO	più NO che SI	più SI che NO	decis. SI	non previste	non risponde
14	5%	14%	39%	42%		0%
15	3%	9%	35%	53%		1%
16	2%	7%	41%	49%		1%
17	6%	17%	50%	27%		0%
18	7%	16%	42%	36%		0%
19	5%	13%	41%	39%		1%
20	9%	15%	46%	29%		1%
21	7%	15%	48%	29%		1%
22	2%	6%	24%	28%	37%	3%
25	4%	10%	38%	48%		0%
26	6%	14%	43%	37%		0%