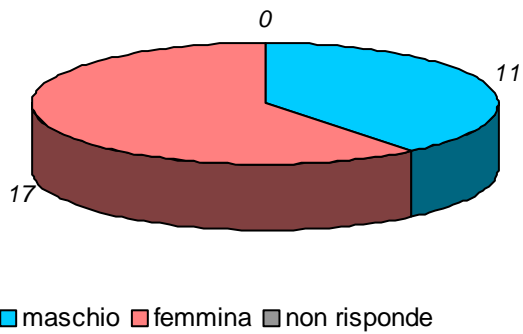


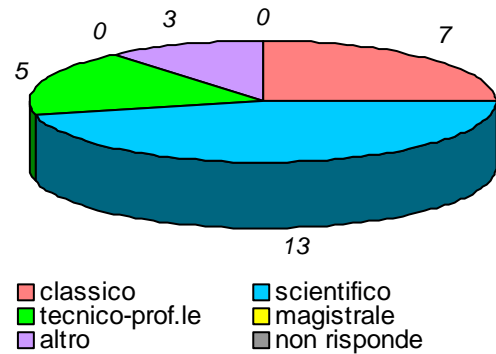
schede valide : 28 schede bianche : 0 schede nulle : 0

Informazioni degli studenti

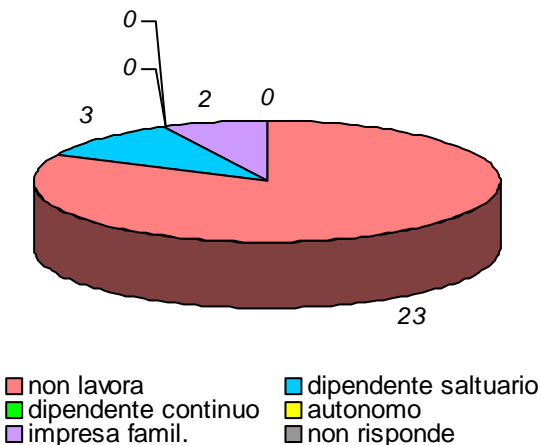
domanda 1: sesso



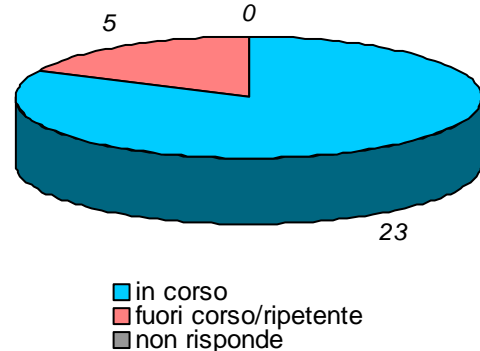
domanda 2: diploma scuola media sup.



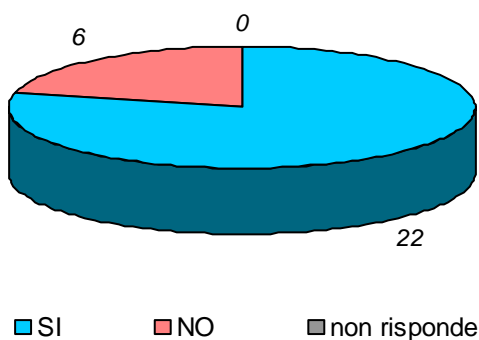
domanda 3: posizione lavorativa



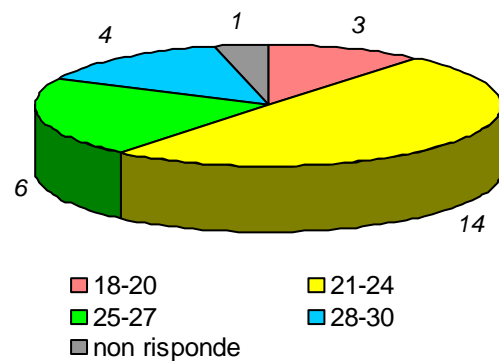
domanda 4: posizione universitaria



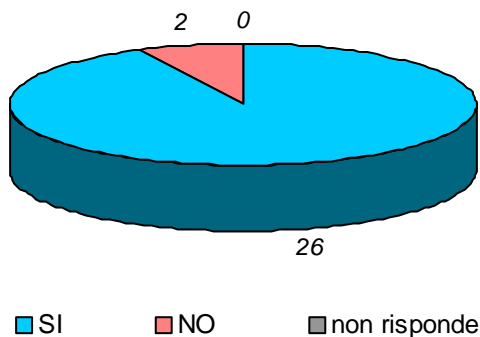
domanda 5: in regola con gli esami



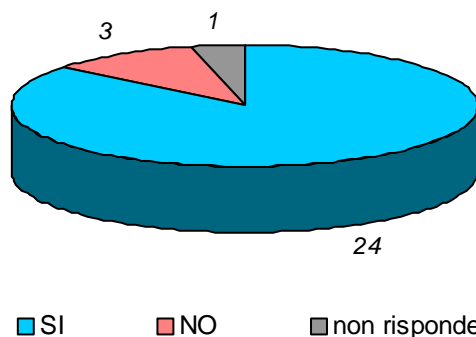
domanda 6: votazione media esami



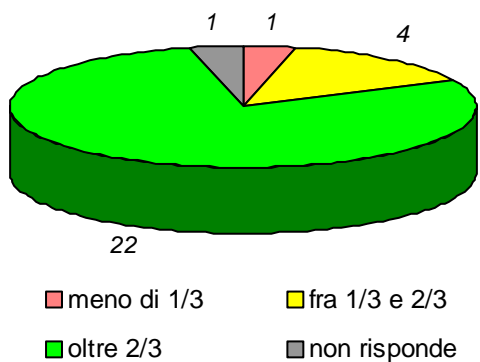
domanda 7: prima volta che affronta l'esame della disciplina



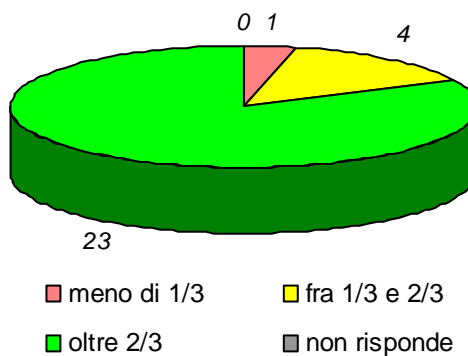
domanda 8: prima volta che segue la disciplina



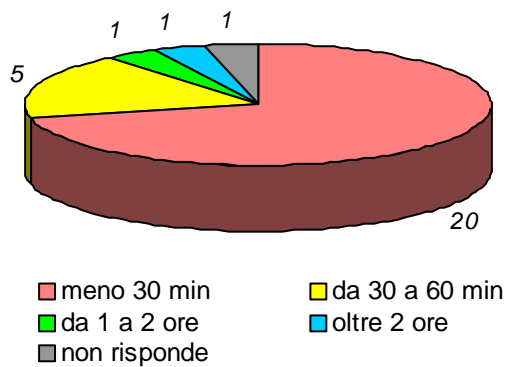
domanda 9: percentuale di frequenza della disciplina



domanda 10 : percentuale di frequenza delle discipline del piano studi

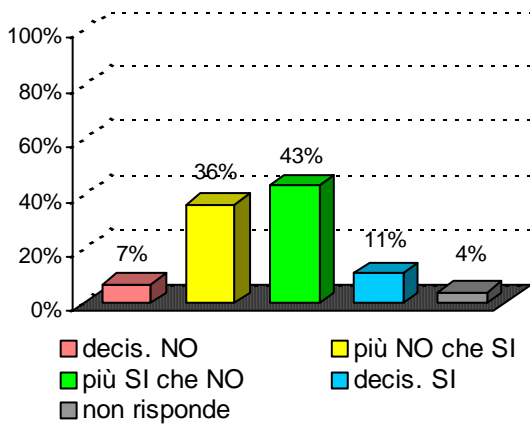


domanda 11 : tempo medio per raggiungere l'Università

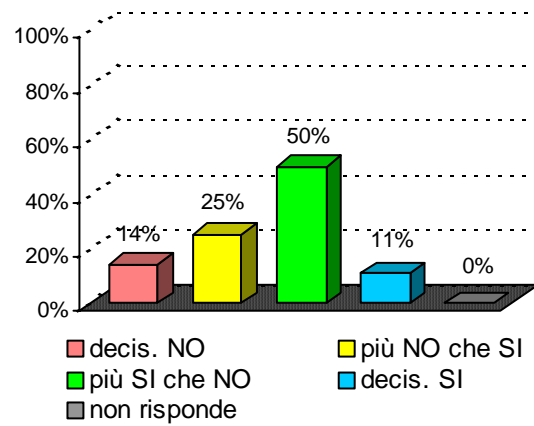


Organizzazione e Infrastrutture

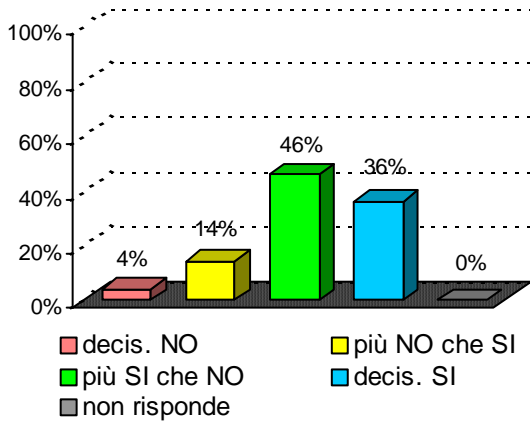
domanda 12 : accettabilità carico studio totale



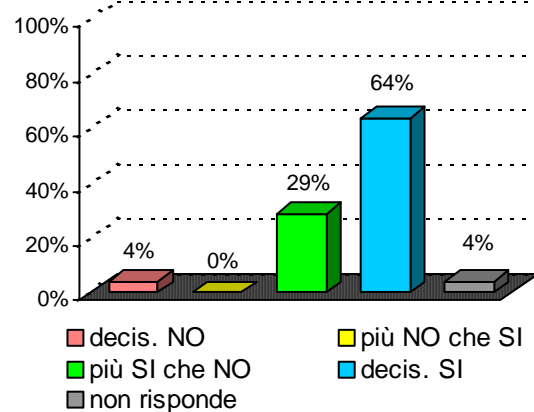
domanda 13 : accettabilità organizzazione complessiva



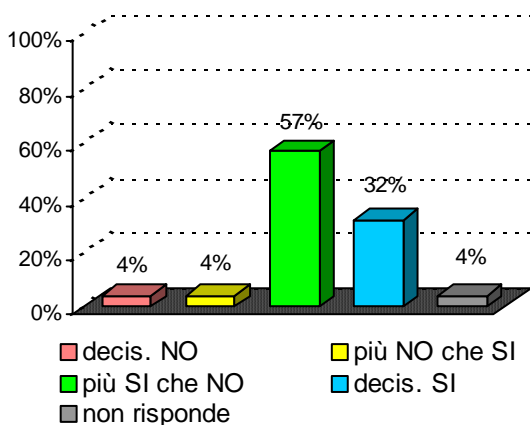
domanda 14 : chiarezza definizione modalità esame

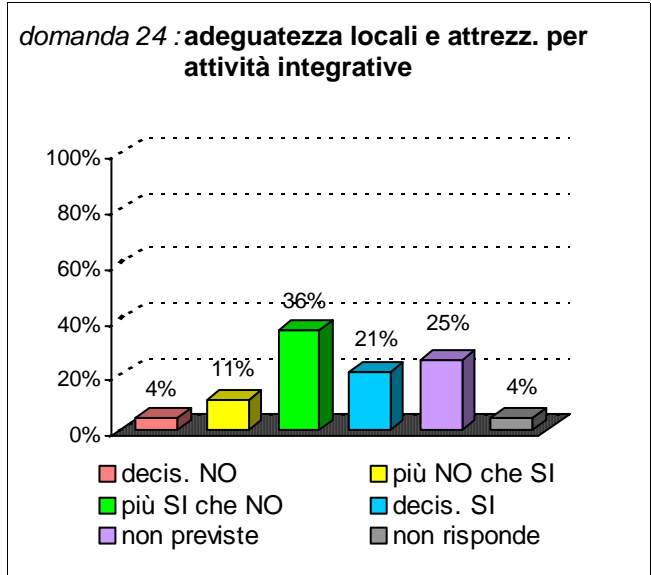
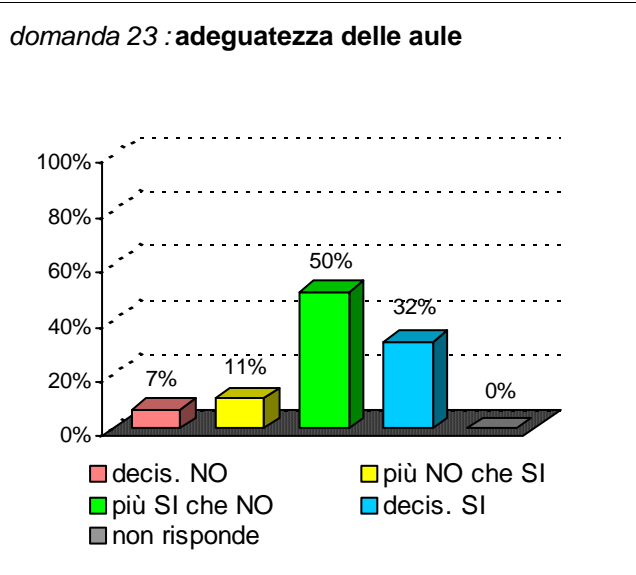


domanda 15 : rispetto orari svolgimento didattica

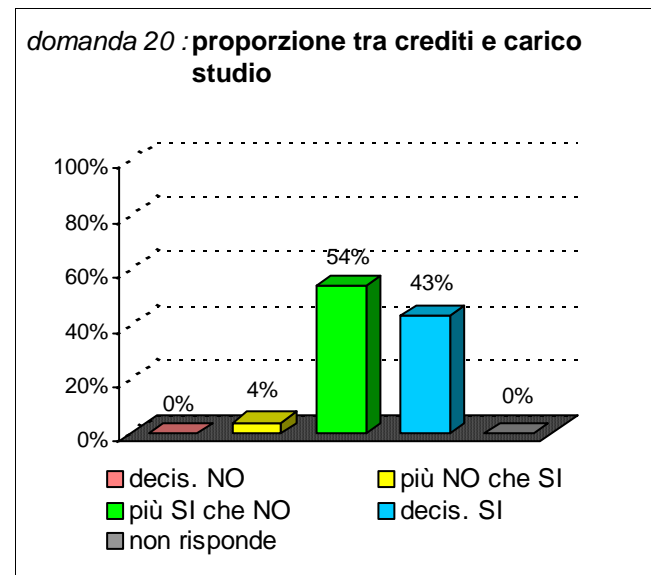
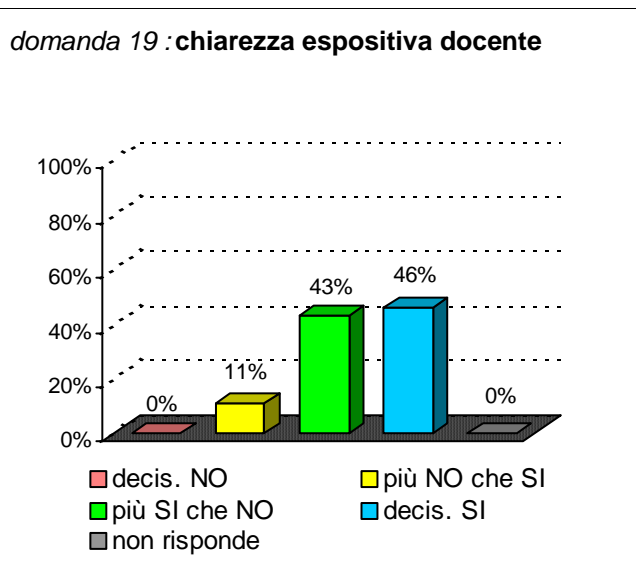
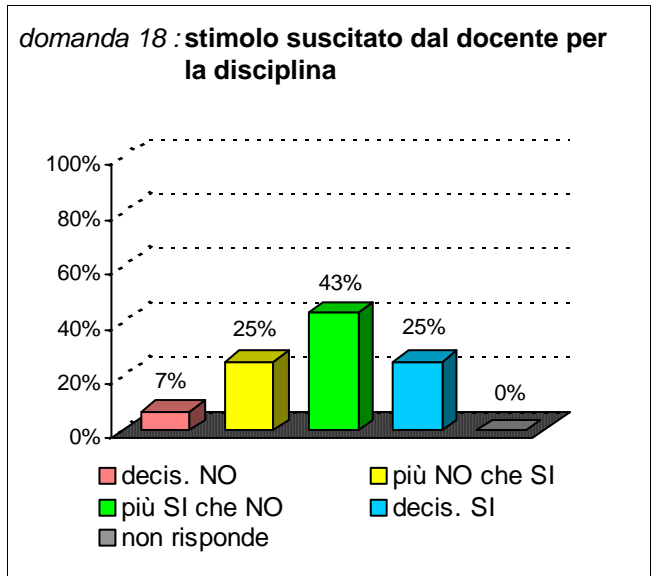
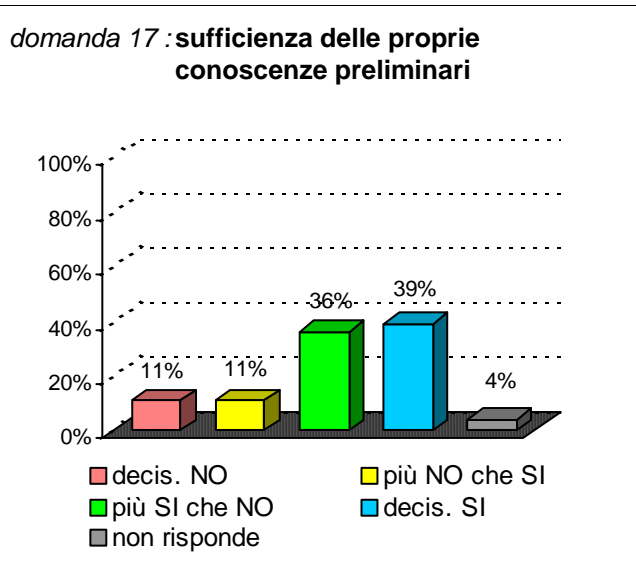


domanda 16 : reperibilità del docente

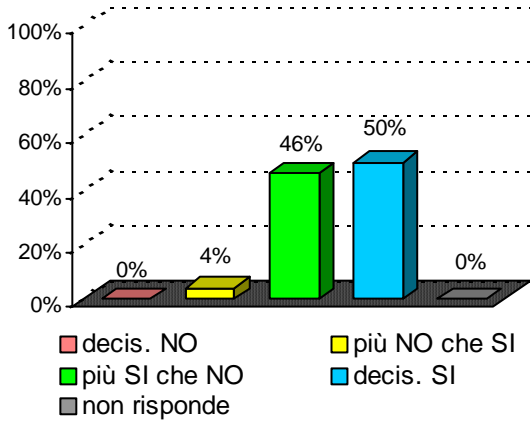




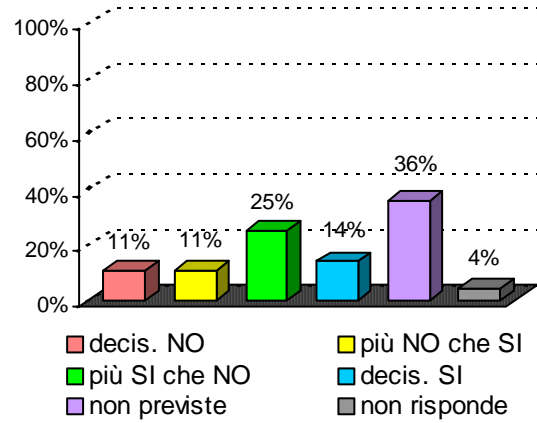
Didattica e Soddisfazione



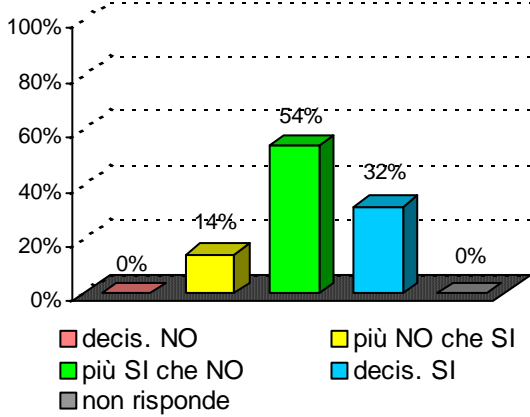
domanda 21 : adeguatezza materiale didattico



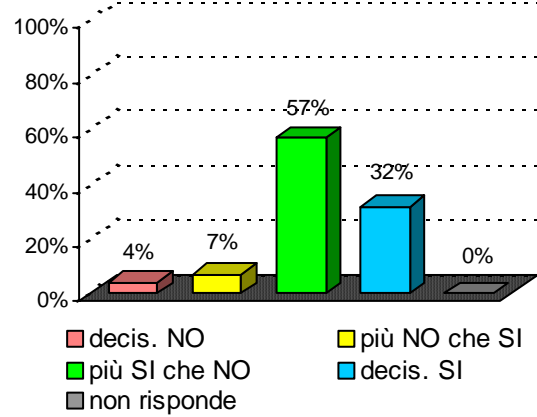
domanda 22 : utilità delle attività didattiche integrative



domanda 25 : interesse per argomenti della disciplina



domanda 26 : soddisfazione complessiva



Sintesi delle valutazioni (domande qualitative) dell'insegnamento confrontate con quelle del rispettivo Corso di Studi e del Dipartimento di afferenza

Valutazione dell' insegnamento con codice : 30429

domanda	decis. NO	più NO che SI	più SI che NO	decis. SI	non previste	non risponde
14	4%	14%	46%	36%		0%
15	4%	0%	29%	64%		4%
16	4%	4%	57%	32%		4%
17	11%	11%	36%	39%		4%
18	7%	25%	43%	25%		0%
19	0%	11%	43%	46%		0%
20	0%	4%	54%	43%		0%
21	0%	4%	46%	50%		0%
22	11%	11%	25%	14%	36%	4%
25	0%	14%	54%	32%		0%
26	4%	7%	57%	32%		0%

Valutazione del corso di laurea :

Economia

classe : L-33

sede didattica : CATANIA

domanda	decis. NO	più NO che SI	più SI che NO	decis. SI	non previste	non risponde
14	6%	13%	35%	46%		0%
15	3%	5%	32%	59%		1%
16	5%	8%	39%	46%		1%
17	9%	22%	44%	25%		1%
18	8%	16%	46%	30%		1%
19	7%	17%	43%	32%		1%
20	8%	15%	48%	29%		0%
21	6%	14%	48%	32%		1%
22	5%	7%	23%	19%	42%	4%
25	3%	9%	43%	44%		1%
26	5%	14%	46%	34%		0%

Valutazione del Dipart. : **Economia e Impresa**

domanda	decis. NO	più NO che SI	più SI che NO	decis. SI	non previste	non risponde
14	7%	14%	35%	43%		1%
15	4%	9%	35%	51%		1%
16	4%	8%	41%	46%		2%
17	7%	20%	48%	23%		1%
18	7%	14%	43%	34%		1%
19	7%	14%	41%	38%		1%
20	10%	16%	44%	29%		1%
21	6%	15%	47%	31%		1%
22	4%	8%	20%	16%	46%	6%
25	3%	8%	40%	48%		1%
26	6%	13%	45%	36%		1%