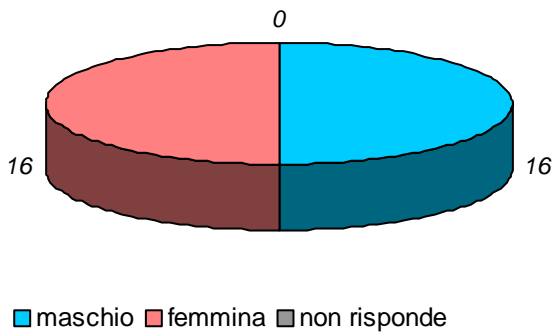


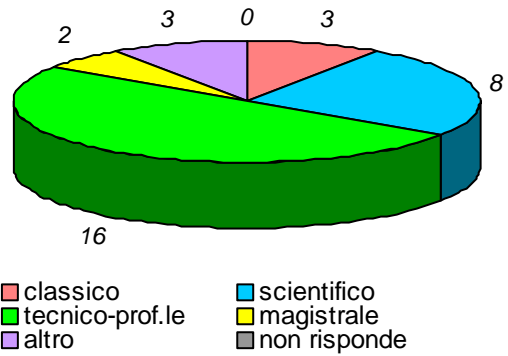
schede valide : 32 schede bianche : 0 schede nulle : 0

Informazioni degli studenti

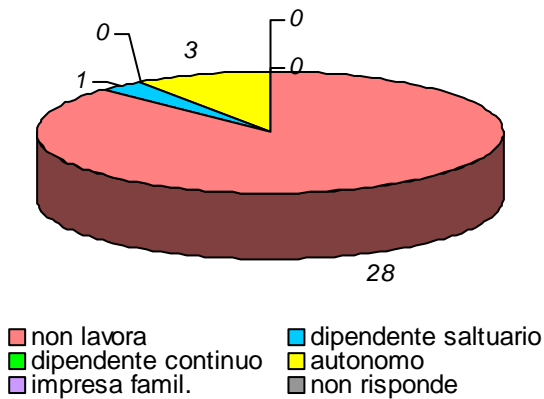
domanda 1: sesso



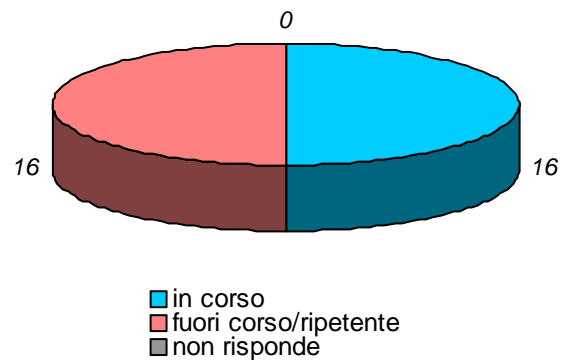
domanda 2: diploma scuola media sup.



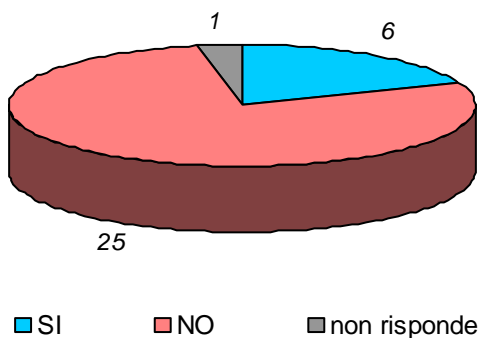
domanda 3: posizione lavorativa



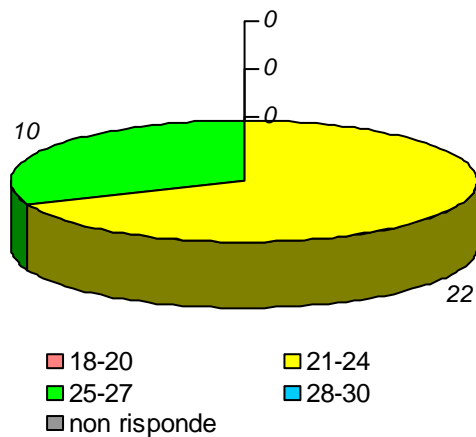
domanda 4: posizione universitaria



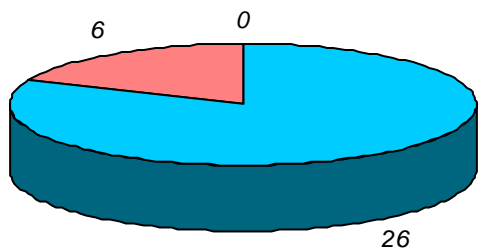
domanda 5: in regola con gli esami



domanda 6: votazione media esami

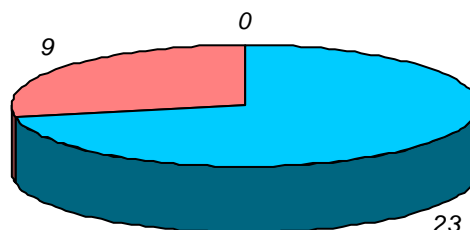


domanda 7: prima volta che affronta l'esame della disciplina



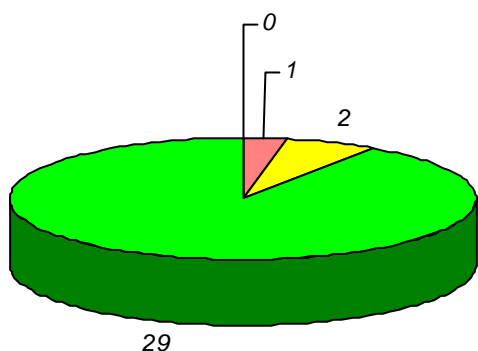
■ SI ■ NO ■ non risponde

domanda 8: prima volta che segue la disciplina



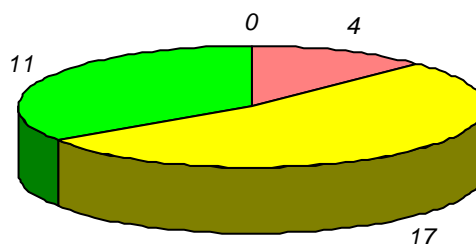
■ SI ■ NO ■ non risponde

domanda 9: percentuale di frequenza della disciplina



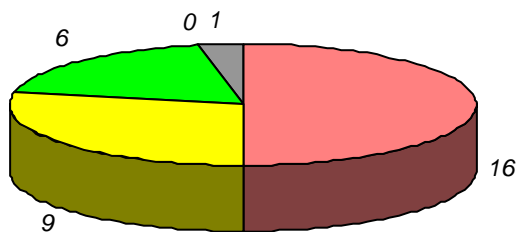
■ meno di 1/3 ■ fra 1/3 e 2/3
 ■ oltre 2/3 ■ non risponde

domanda 10 : percentuale di frequenza delle discipline del piano studi



■ meno di 1/3 ■ fra 1/3 e 2/3
 ■ oltre 2/3 ■ non risponde

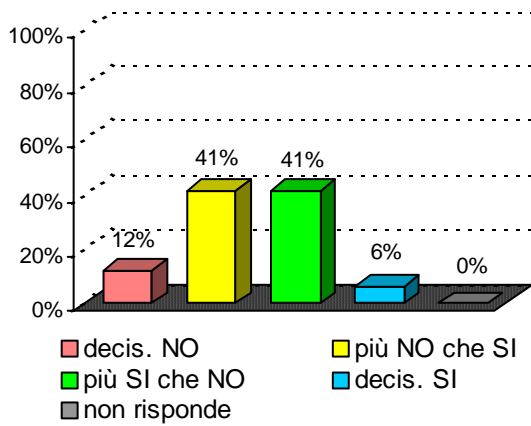
domanda 11 : tempo medio per raggiungere l'Università



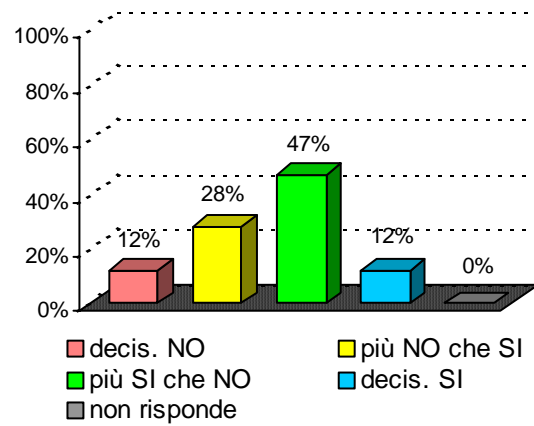
■ meno 30 min ■ da 30 a 60 min
 ■ da 1 a 2 ore ■ oltre 2 ore
 ■ non risponde

Organizzazione e Infrastrutture

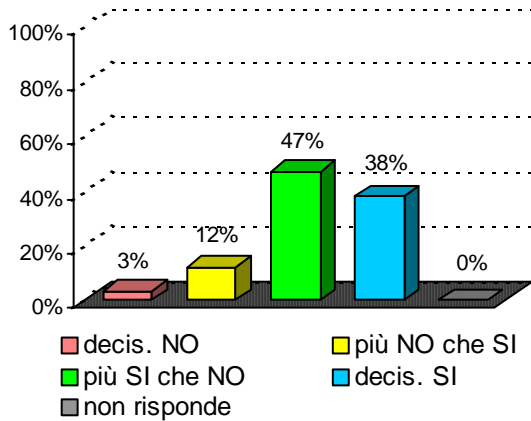
domanda 12 : accettabilità carico studio totale



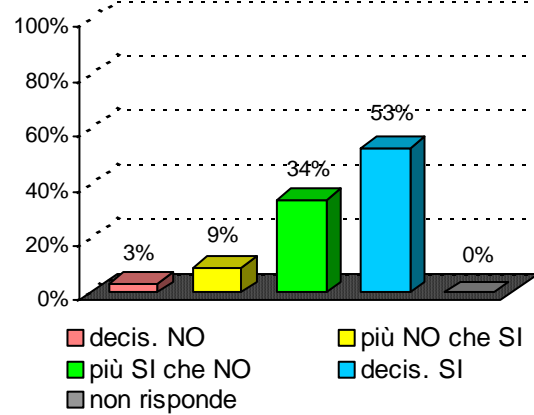
domanda 13 : accettabilità organizzazione complessiva



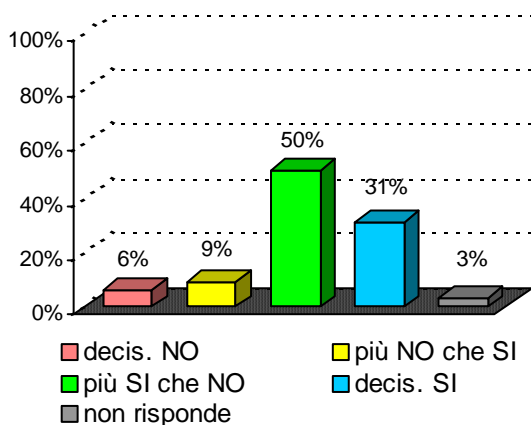
domanda 14 : chiarezza definizione modalità esame

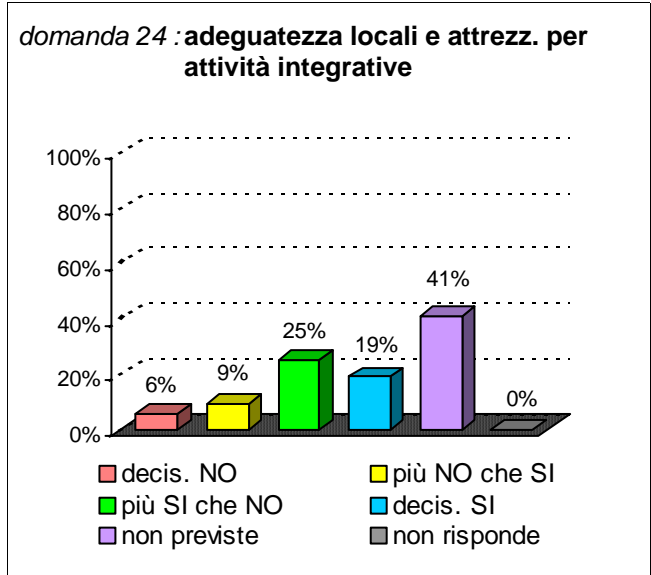
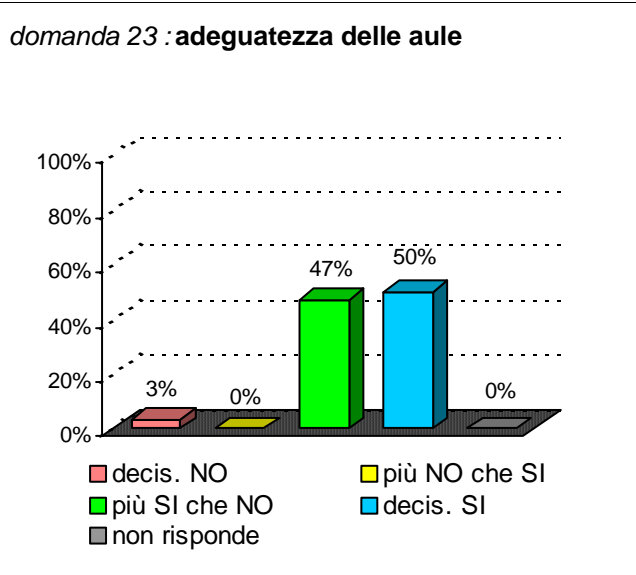


domanda 15 : rispetto orari svolgimento didattica

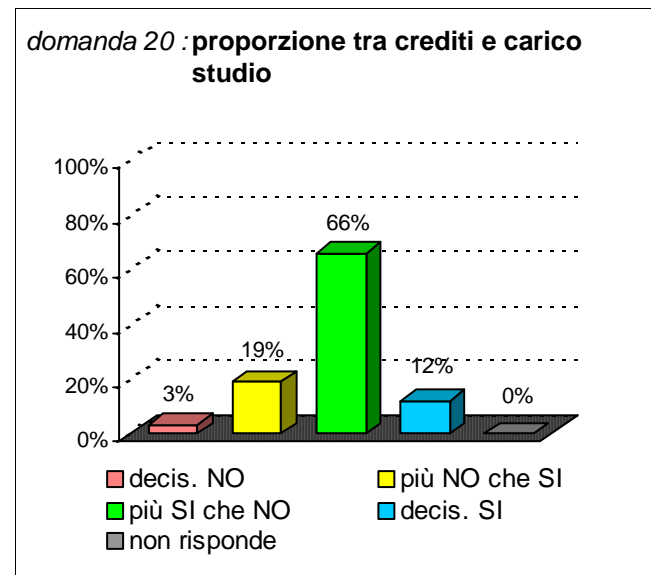
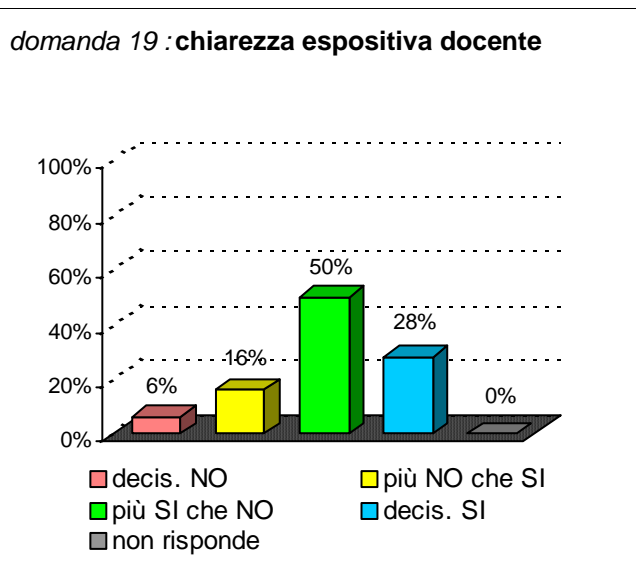
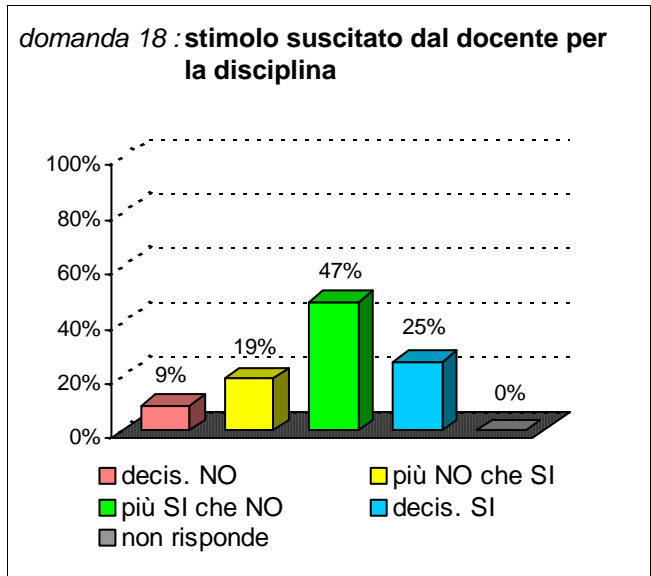
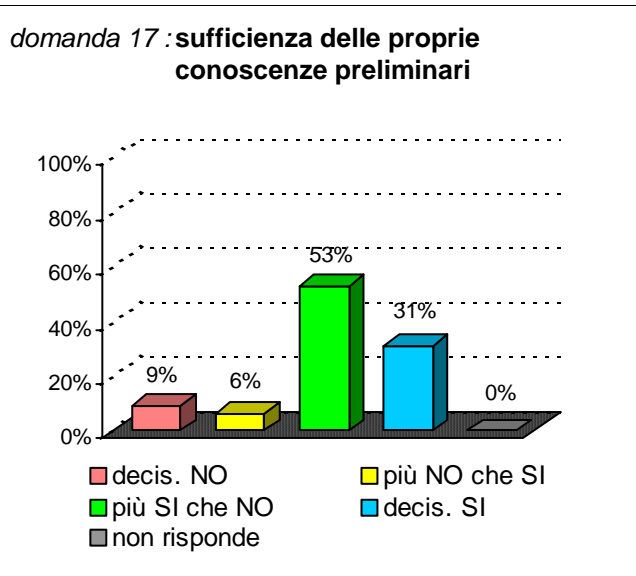


domanda 16 : reperibilità del docente

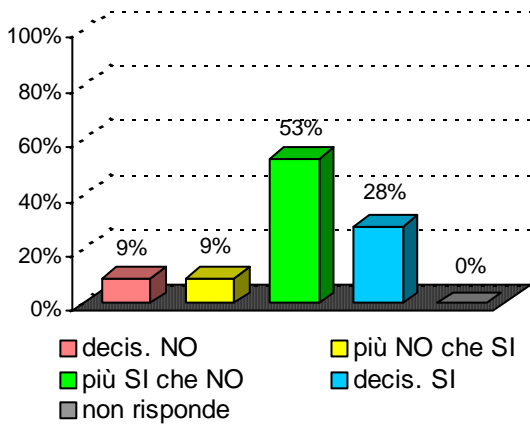




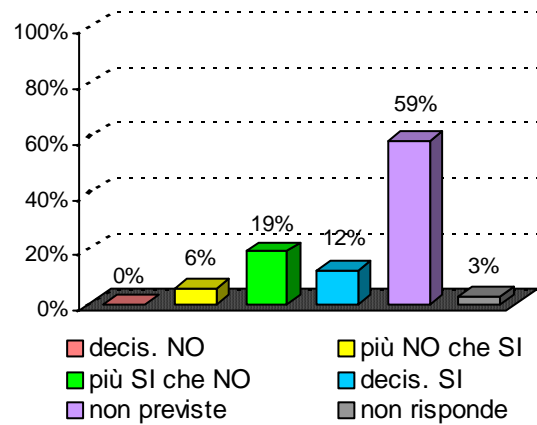
Didattica e Soddisfazione



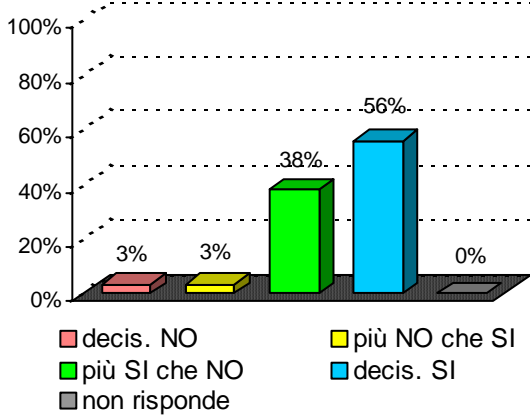
domanda 21 : adeguatezza materiale didattico



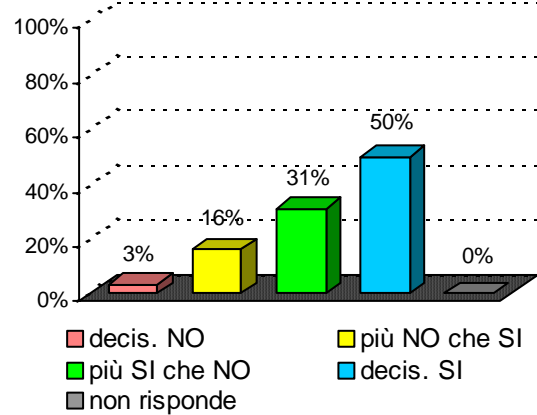
domanda 22 : utilità delle attività didattiche integrative



domanda 25 : interesse per argomenti della disciplina



domanda 26 : soddisfazione complessiva



Sintesi delle valutazioni (domande qualitative) dell'insegnamento confrontate con quelle del rispettivo Corso di Studi e del Dipartimento di afferenza

Valutazione dell' insegnamento con codice : 30445

| domanda | decis. NO | più NO che SI | più SI che NO | decis. SI | non previste | non risponde |
|---------|-----------|---------------|---------------|-----------|--------------|--------------|
| 14 | 3% | 12% | 47% | 38% | | 0% |
| 15 | 3% | 9% | 34% | 53% | | 0% |
| 16 | 6% | 9% | 50% | 31% | | 3% |
| 17 | 9% | 6% | 53% | 31% | | 0% |
| 18 | 9% | 19% | 47% | 25% | | 0% |
| 19 | 6% | 16% | 50% | 28% | | 0% |
| 20 | 3% | 19% | 66% | 12% | | 0% |
| 21 | 9% | 9% | 53% | 28% | | 0% |
| 22 | 0% | 6% | 19% | 12% | 59% | 3% |
| 25 | 3% | 3% | 38% | 56% | | 0% |
| 26 | 3% | 16% | 31% | 50% | | 0% |

Valutazione del corso di laurea :

Economia

classe : L-33

sede didattica : CATANIA

| domanda | decis. NO | più NO che SI | più SI che NO | decis. SI | non previste | non risponde |
|---------|-----------|---------------|---------------|-----------|--------------|--------------|
| 14 | 6% | 13% | 35% | 46% | | 0% |
| 15 | 3% | 5% | 32% | 59% | | 1% |
| 16 | 5% | 8% | 39% | 46% | | 1% |
| 17 | 9% | 22% | 44% | 25% | | 1% |
| 18 | 8% | 16% | 46% | 30% | | 1% |
| 19 | 7% | 17% | 43% | 32% | | 1% |
| 20 | 8% | 15% | 48% | 29% | | 0% |
| 21 | 6% | 14% | 48% | 32% | | 1% |
| 22 | 5% | 7% | 23% | 19% | 42% | 4% |
| 25 | 3% | 9% | 43% | 44% | | 1% |
| 26 | 5% | 14% | 46% | 34% | | 0% |

Valutazione del Dipart. : **Economia e Impresa**

| domanda | decis. NO | più NO che SI | più SI che NO | decis. SI | non previste | non risponde |
|---------|-----------|---------------|---------------|-----------|--------------|--------------|
| 14 | 7% | 14% | 35% | 43% | | 1% |
| 15 | 4% | 9% | 35% | 51% | | 1% |
| 16 | 4% | 8% | 41% | 46% | | 2% |
| 17 | 7% | 20% | 48% | 23% | | 1% |
| 18 | 7% | 14% | 43% | 34% | | 1% |
| 19 | 7% | 14% | 41% | 38% | | 1% |
| 20 | 10% | 16% | 44% | 29% | | 1% |
| 21 | 6% | 15% | 47% | 31% | | 1% |
| 22 | 4% | 8% | 20% | 16% | 46% | 6% |
| 25 | 3% | 8% | 40% | 48% | | 1% |
| 26 | 6% | 13% | 45% | 36% | | 1% |