

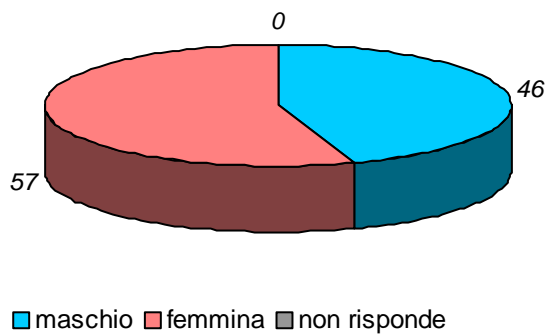
schede valide : 103

schede bianche : 0

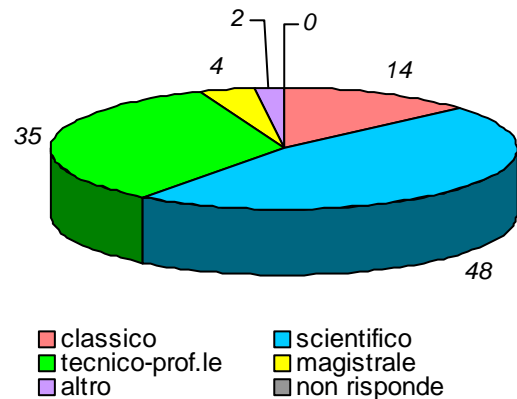
schede nulle : 0

Informazioni degli studenti

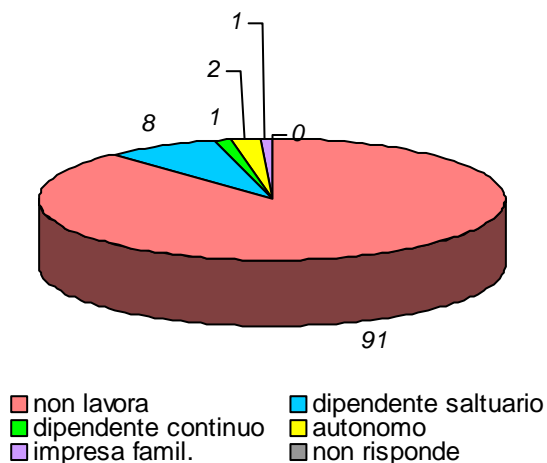
domanda 1: sesso



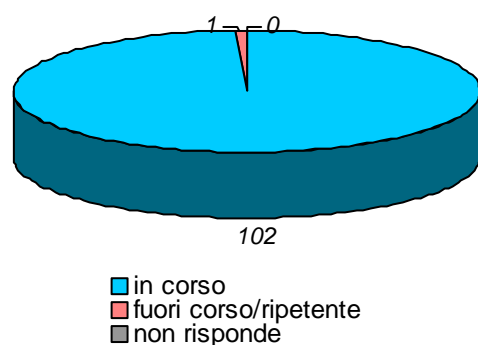
domanda 2: diploma scuola media sup.



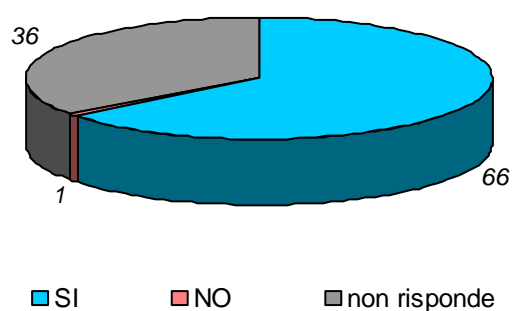
domanda 3: posizione lavorativa



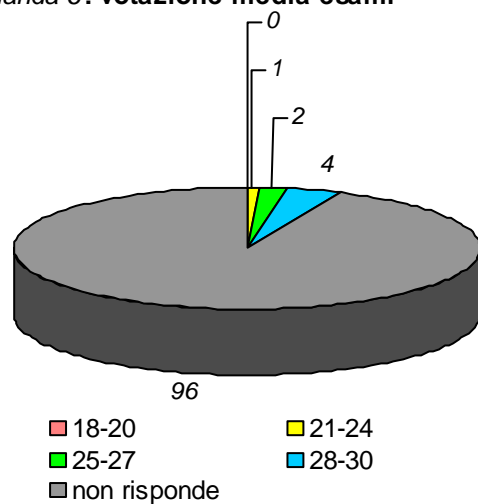
domanda 4: posizione universitaria



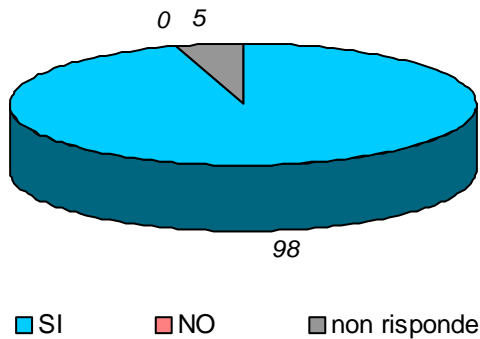
domanda 5: in regola con gli esami



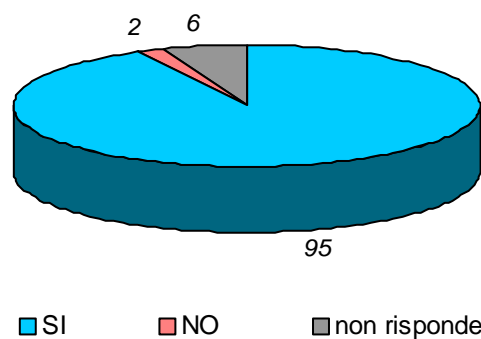
domanda 6: votazione media esami



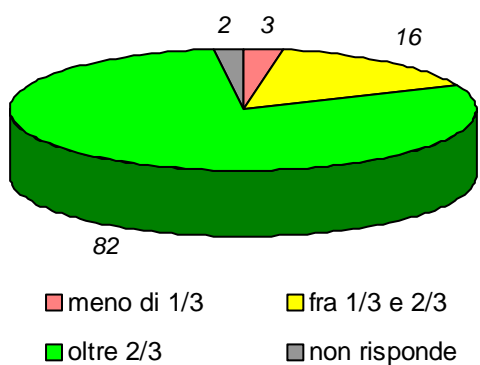
domanda 7: prima volta che affronta l'esame della disciplina



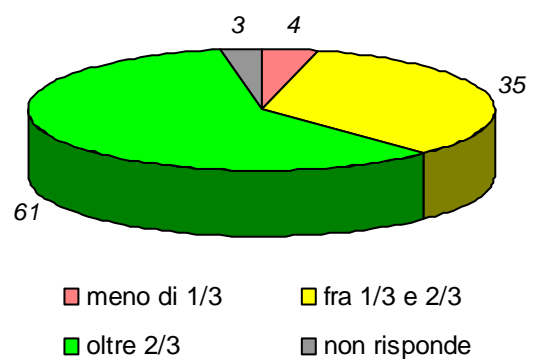
domanda 8: prima volta che segue la disciplina



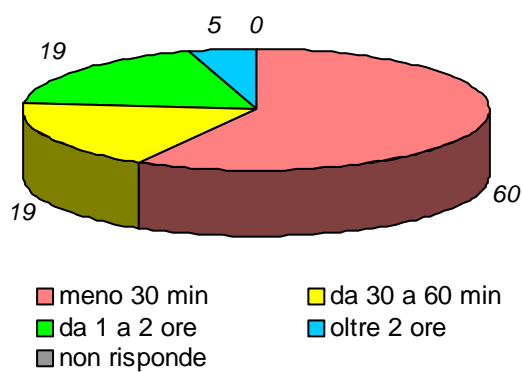
domanda 9: percentuale di frequenza della disciplina



domanda 10 : percentuale di frequenza delle discipline del piano studi

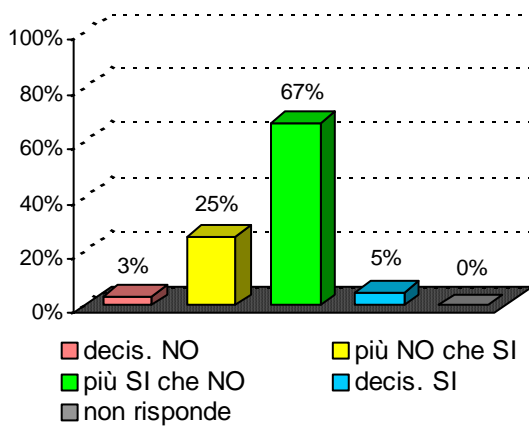


domanda 11 : tempo medio per raggiungere l'Università

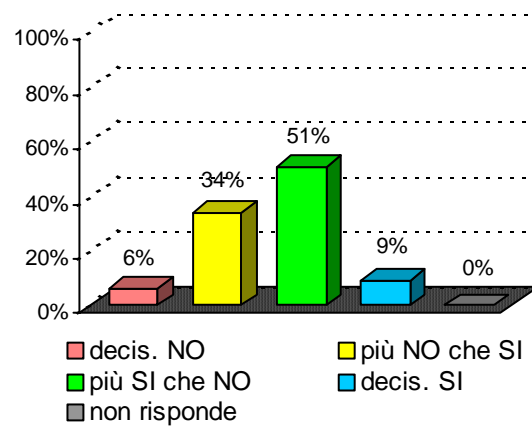


Organizzazione e Infrastrutture

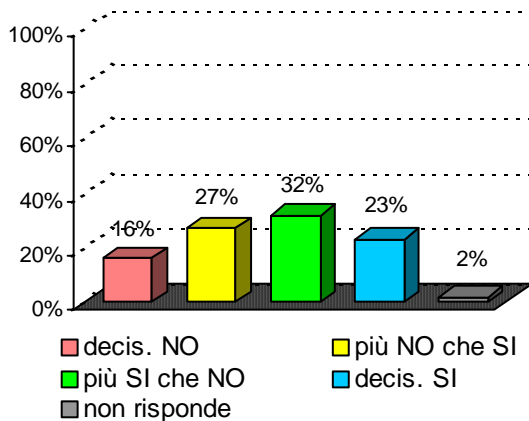
domanda 12 :accettabilità carico studio totale



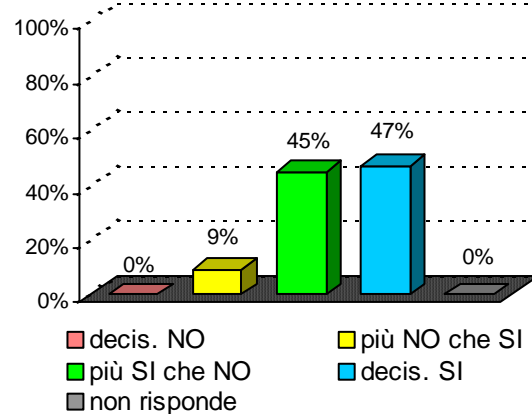
domanda 13 :accettabilità organizzazione complessiva



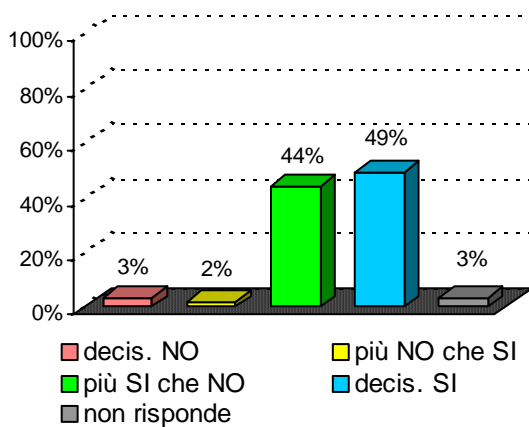
domanda 14 :chiarezza definizione modalità esame



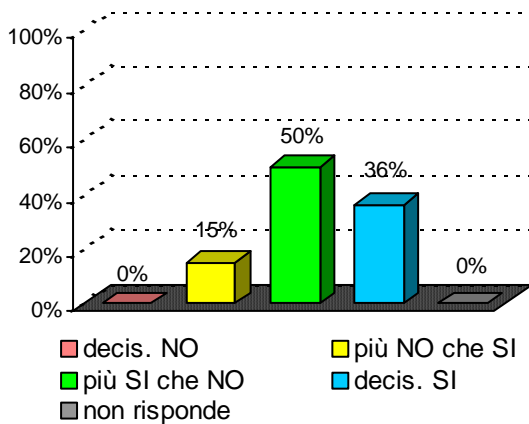
domanda 15 :rispetto orari svolgimento didattica



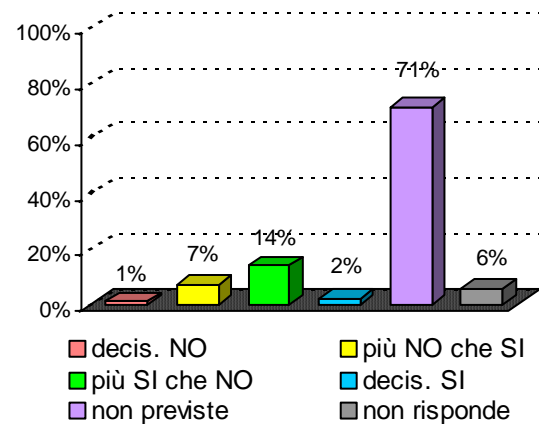
domanda 16 :reperibilità del docente



domanda 23 : adeguatezza delle aule

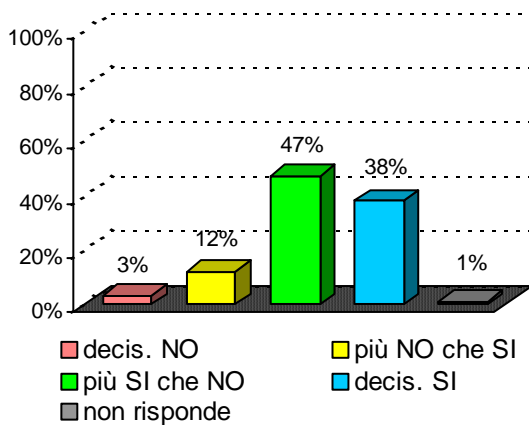


domanda 24 : adeguatezza locali e attrezz. per attività integrative

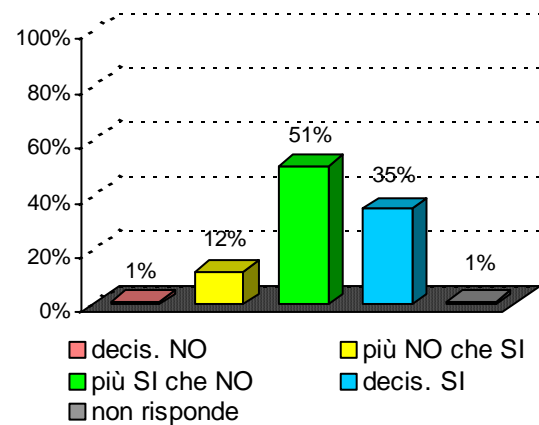


Didattica e Soddisfazione

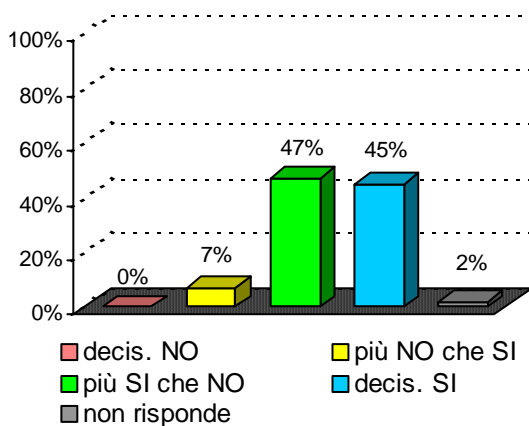
domanda 17 : sufficienza delle proprie conoscenze preliminari



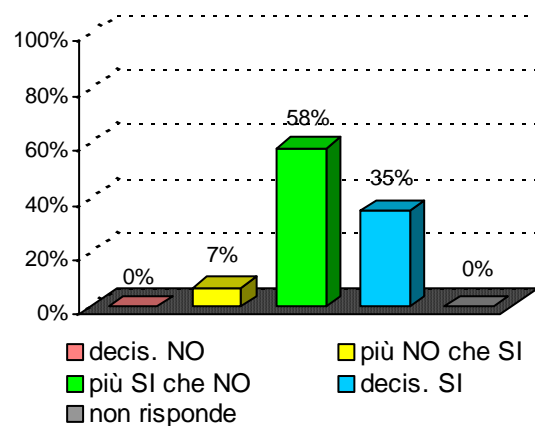
domanda 18 : stimolo suscitato dal docente per la disciplina



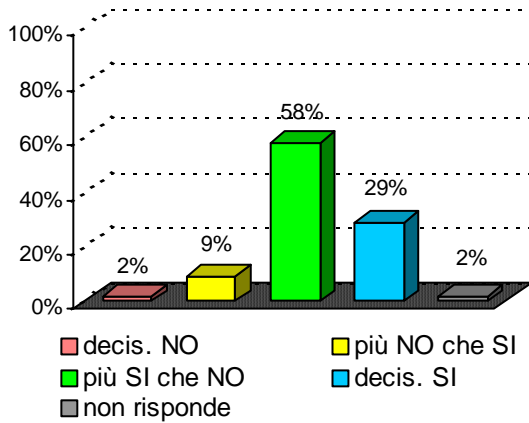
domanda 19 : chiarezza espositiva docente



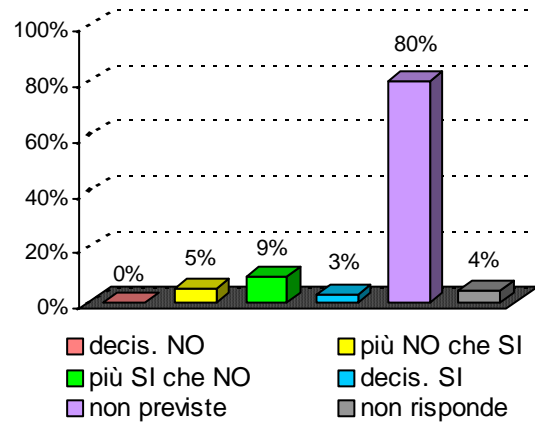
domanda 20 : proporzione tra crediti e carico studio



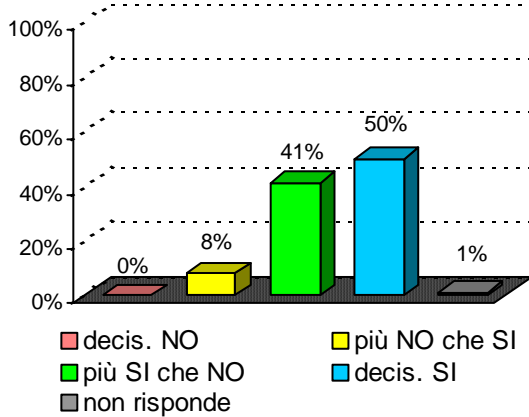
domanda 21 :adeguatezza materiale didattico



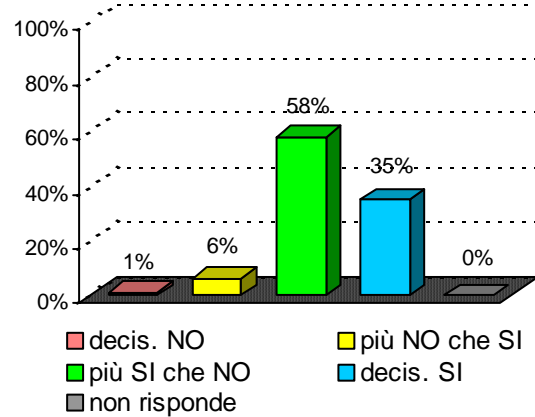
domanda 22 :utilità delle attività didattiche integrative



domanda 25 :interesse per argomenti della disciplina



domanda 26 :soddisfazione complessiva



Sintesi delle valutazioni (domande qualitative) dell'insegnamento confrontate con quelle del rispettivo Corso di Studi e del Dipartimento di appartenenza

Valutazione dell'insegnamento con codice : 30458

| domanda | decis. NO | più NO che SI | più SI che NO | decis. SI | non previste | non risponde |
|---------|-----------|---------------|---------------|-----------|--------------|--------------|
| 14 | 16% | 27% | 32% | 23% | | 2% |
| 15 | 0% | 9% | 45% | 47% | | 0% |
| 16 | 3% | 2% | 44% | 49% | | 3% |
| 17 | 3% | 12% | 47% | 38% | | 1% |
| 18 | 1% | 12% | 51% | 35% | | 1% |
| 19 | 0% | 7% | 47% | 45% | | 2% |
| 20 | 0% | 7% | 58% | 35% | | 0% |
| 21 | 2% | 9% | 58% | 29% | | 2% |
| 22 | 0% | 5% | 9% | 3% | 80% | 4% |
| 25 | 0% | 8% | 41% | 50% | | 1% |
| 26 | 1% | 6% | 58% | 35% | | 0% |

Valutazione del corso di laurea :

Economia aziendale

classe : L-18

sede didattica : CATANIA

| domanda | decis. NO | più NO che SI | più SI che NO | decis. SI | non previste | non risponde |
|---------|-----------|---------------|---------------|-----------|--------------|--------------|
| 14 | 8% | 18% | 36% | 36% | | 1% |
| 15 | 6% | 12% | 40% | 42% | | 1% |
| 16 | 4% | 9% | 42% | 43% | | 2% |
| 17 | 9% | 21% | 46% | 23% | | 1% |
| 18 | 8% | 15% | 42% | 34% | | 1% |
| 19 | 7% | 13% | 40% | 39% | | 2% |
| 20 | 11% | 16% | 42% | 29% | | 1% |
| 21 | 5% | 15% | 48% | 30% | | 2% |
| 22 | 5% | 9% | 16% | 12% | 49% | 9% |
| 25 | 2% | 7% | 39% | 50% | | 1% |
| 26 | 7% | 13% | 45% | 34% | | 1% |

Valutazione del Dipart. : **Economia e Impresa**

| domanda | decis. NO | più NO che SI | più SI che NO | decis. SI | non previste | non risponde |
|---------|-----------|---------------|---------------|-----------|--------------|--------------|
| 14 | 7% | 14% | 35% | 43% | | 1% |
| 15 | 4% | 9% | 35% | 51% | | 1% |
| 16 | 4% | 8% | 41% | 46% | | 2% |
| 17 | 7% | 20% | 48% | 23% | | 1% |
| 18 | 7% | 14% | 43% | 34% | | 1% |
| 19 | 7% | 14% | 41% | 38% | | 1% |
| 20 | 10% | 16% | 44% | 29% | | 1% |
| 21 | 6% | 15% | 47% | 31% | | 1% |
| 22 | 4% | 8% | 20% | 16% | 46% | 6% |
| 25 | 3% | 8% | 40% | 48% | | 1% |
| 26 | 6% | 13% | 45% | 36% | | 1% |