

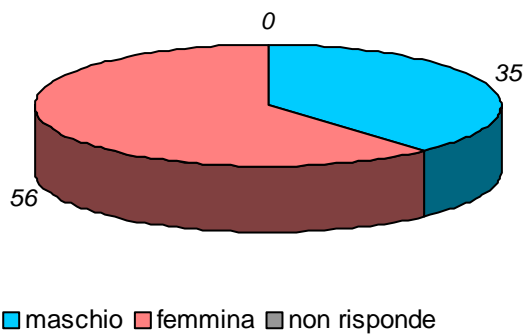
schede valide : 91

schede bianche : 0

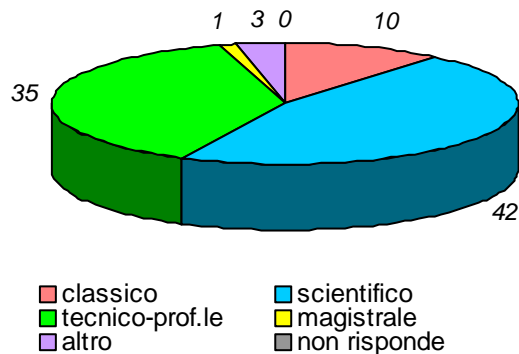
schede nulle : 0

Informazioni degli studenti

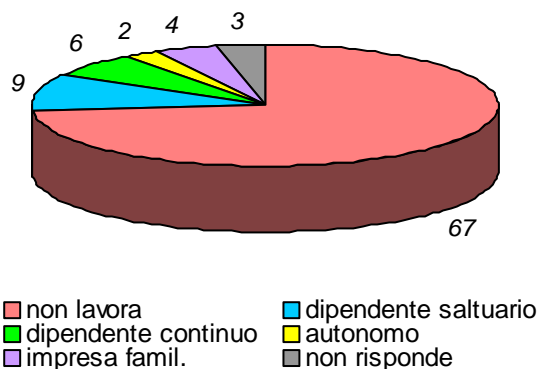
domanda 1: sesso



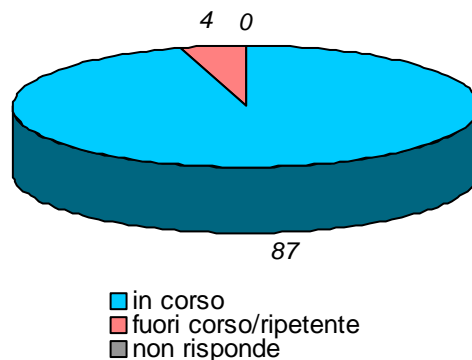
domanda 2: diploma scuola media sup.



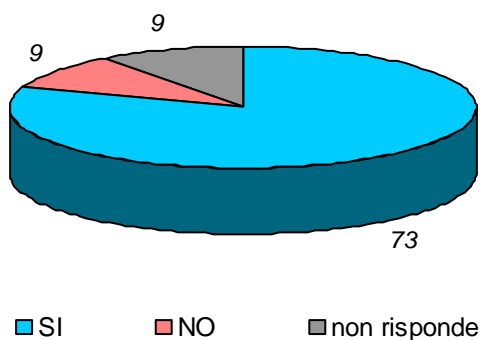
domanda 3: posizione lavorativa



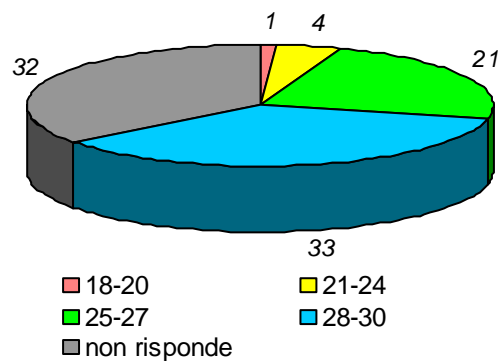
domanda 4: posizione universitaria



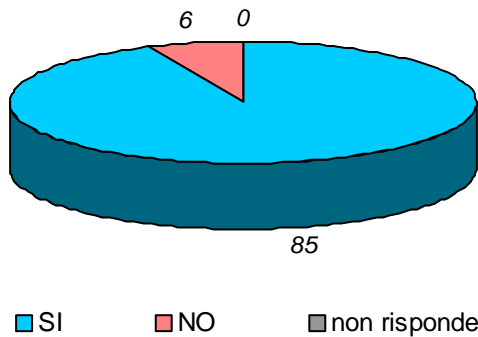
domanda 5: in regola con gli esami



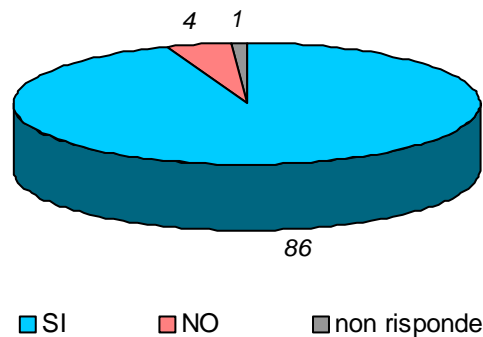
domanda 6: votazione media esami



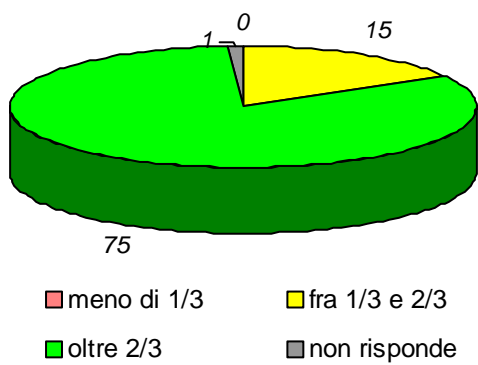
domanda 7: prima volta che affronta l'esame della disciplina



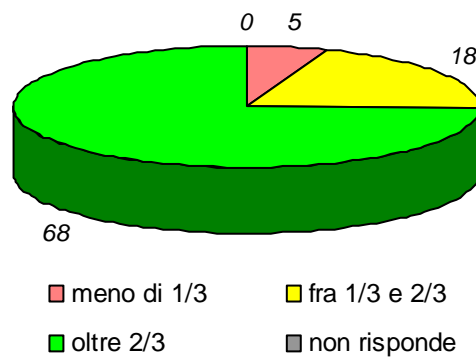
domanda 8: prima volta che segue la disciplina



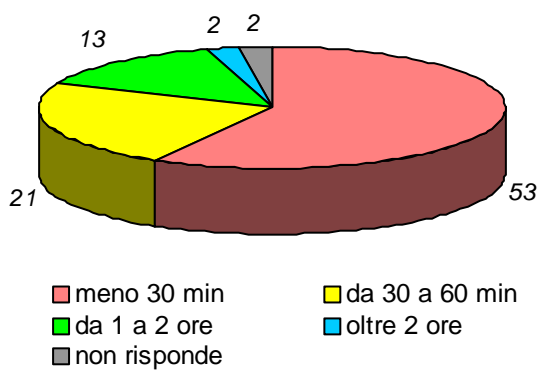
domanda 9: percentuale di frequenza della disciplina



domanda 10 : percentuale di frequenza delle discipline del piano studi

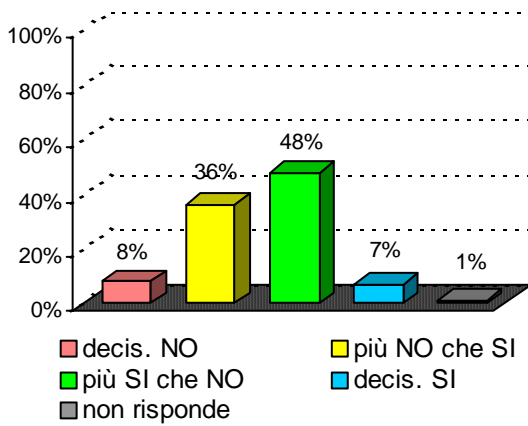


domanda 11 : tempo medio per raggiungere l'Università

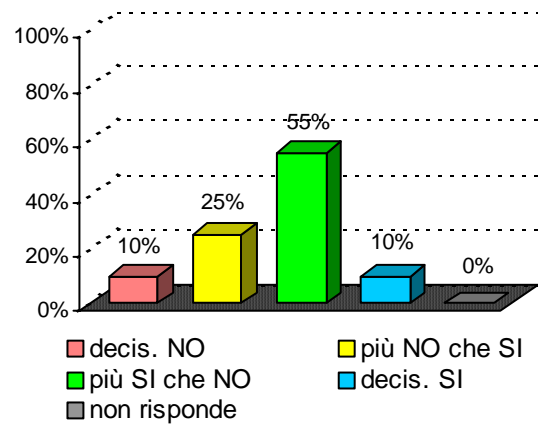


**Organizzazione e Infrastrutture**

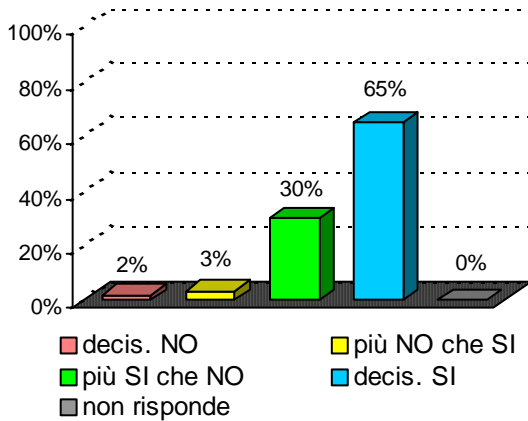
**domanda 12 : accettabilità carico studio totale**



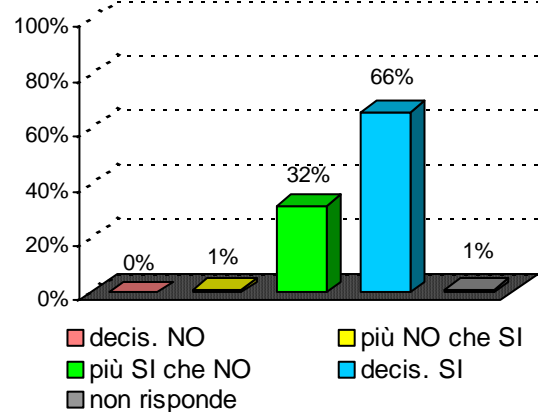
**domanda 13 : accettabilità organizzazione complessiva**



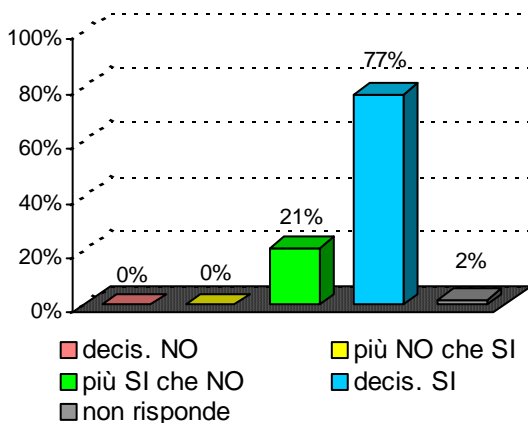
**domanda 14 : chiarezza definizione modalità esame**

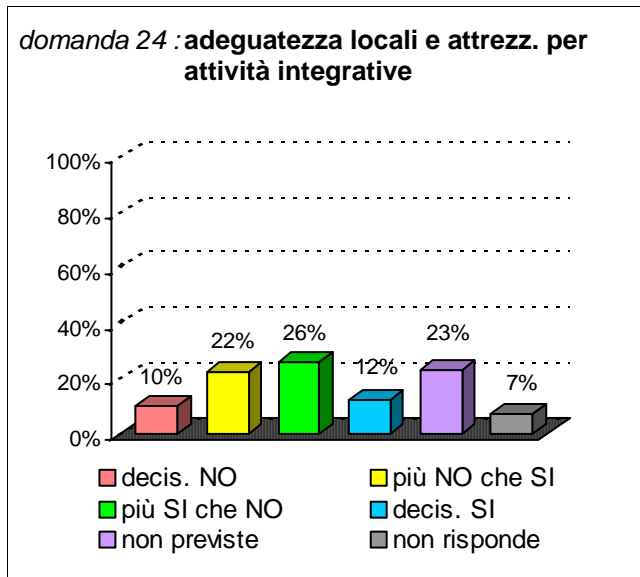
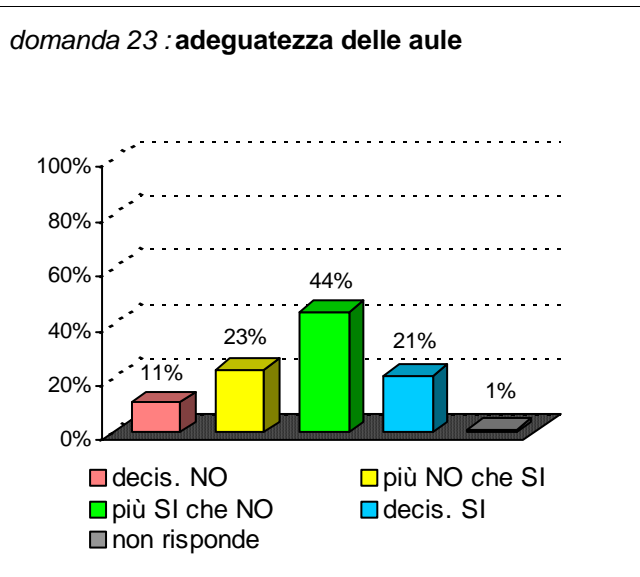


**domanda 15 : rispetto orari svolgimento didattica**

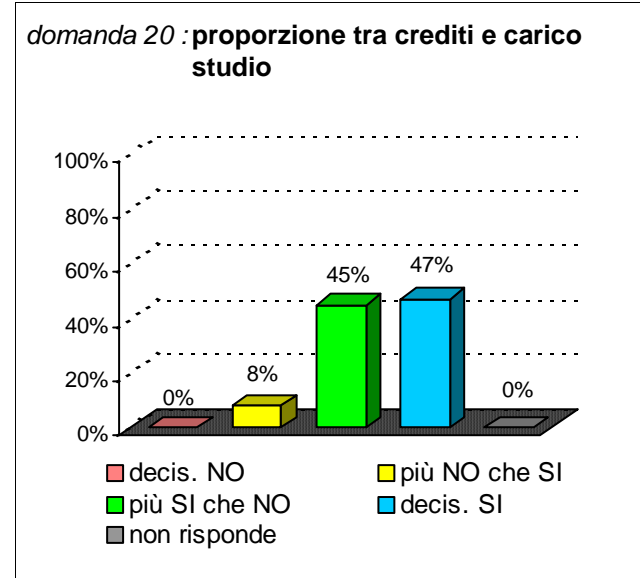
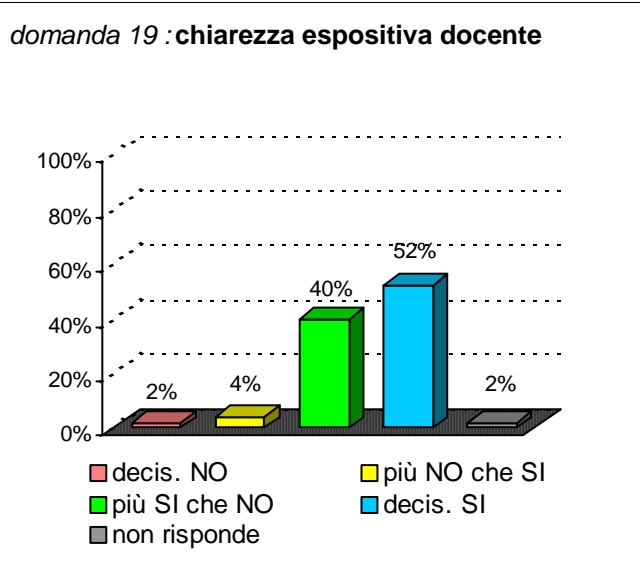
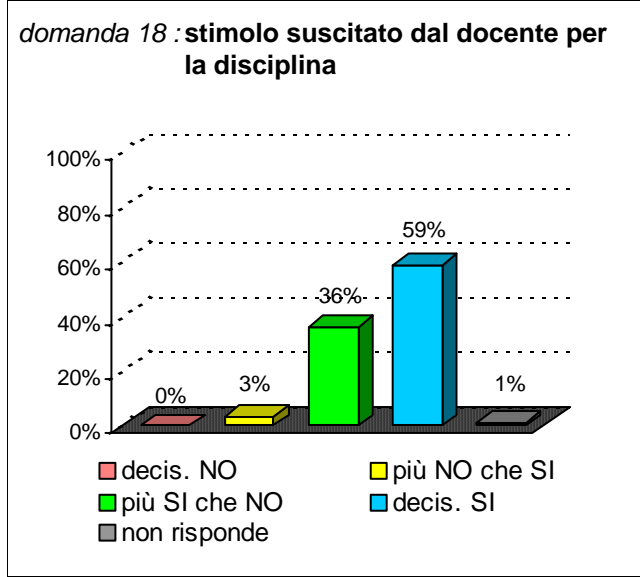
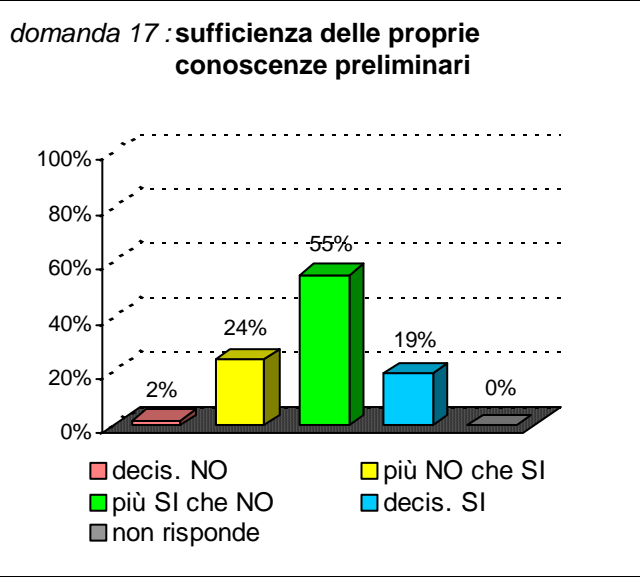


**domanda 16 : reperibilità del docente**

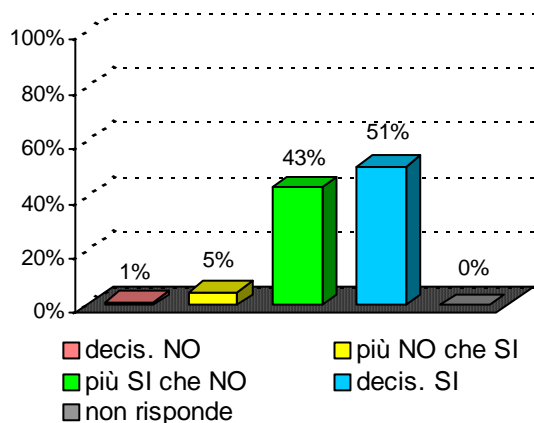




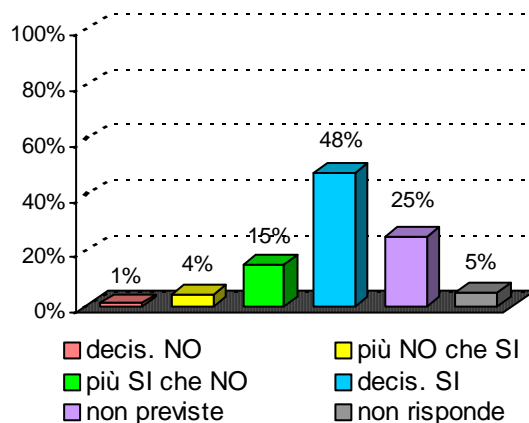
**Didattica e Soddisfazione**



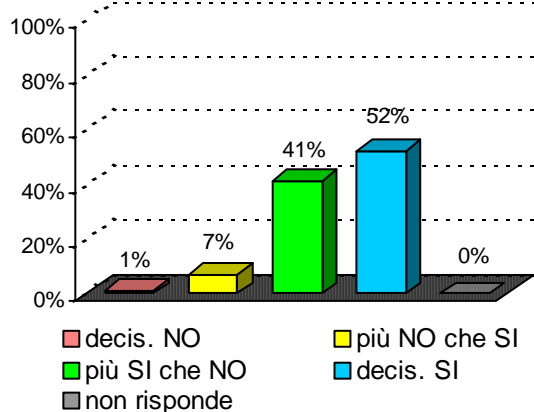
domanda 21 : adeguatezza materiale didattico



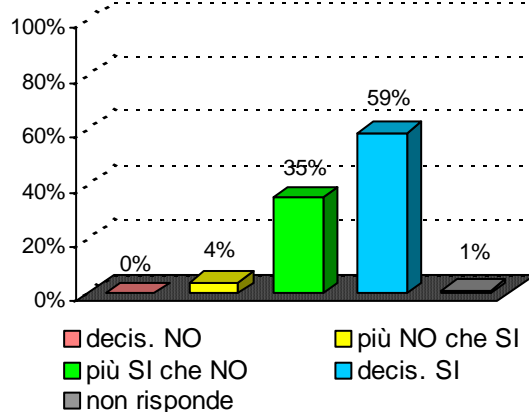
domanda 22 : utilità delle attività didattiche integrative



domanda 25 : interesse per argomenti della disciplina



domanda 26 : soddisfazione complessiva



**Sintesi delle valutazioni (domande qualitative) dell'insegnamento confrontate con quelle del rispettivo Corso di Studi e del Dipartimento di afferenza**

Valutazione dell' insegnamento con codice : 31814

domanda	decis. NO	più NO che SI	più SI che NO	decis. SI	non previste	non risponde
14	2%	3%	30%	65%		0%
15	0%	1%	32%	66%		1%
16	0%	0%	21%	77%		2%
17	2%	24%	55%	19%		0%
18	0%	3%	36%	59%		1%
19	2%	4%	40%	52%		2%
20	0%	8%	45%	47%		0%
21	1%	5%	43%	51%		0%
22	1%	4%	15%	48%	25%	5%
25	1%	7%	41%	52%		0%
26	0%	4%	35%	59%		1%

Valutazione del corso di laurea :

**Direzione aziendale**

classe : LM-77

sede didattica : CATANIA

domanda	decis. NO	più NO che SI	più SI che NO	decis. SI	non previste	non risponde
14	4%	8%	31%	56%		1%
15	2%	6%	31%	60%		1%
16	3%	7%	37%	53%		1%
17	4%	18%	53%	25%		0%
18	5%	10%	40%	44%		0%
19	5%	12%	39%	44%		0%
20	11%	18%	42%	28%		1%
21	5%	17%	46%	31%		1%
22	2%	5%	19%	22%	46%	4%
25	3%	9%	35%	52%		0%
26	6%	11%	40%	42%		1%

Valutazione del Dipart. : **Economia e Impresa**

domanda	decis. NO	più NO che SI	più SI che NO	decis. SI	non previste	non risponde
14	7%	14%	35%	43%		1%
15	4%	9%	35%	51%		1%
16	4%	8%	41%	46%		2%
17	7%	20%	48%	23%		1%
18	7%	14%	43%	34%		1%
19	7%	14%	41%	38%		1%
20	10%	16%	44%	29%		1%
21	6%	15%	47%	31%		1%
22	4%	8%	20%	16%	46%	6%
25	3%	8%	40%	48%		1%
26	6%	13%	45%	36%		1%