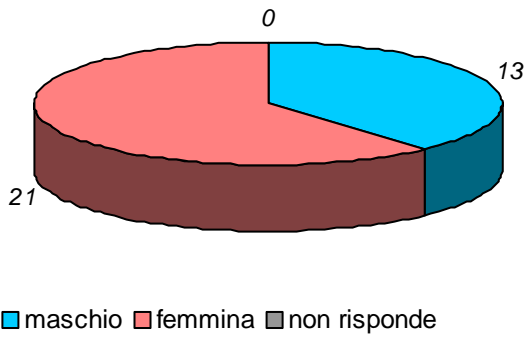


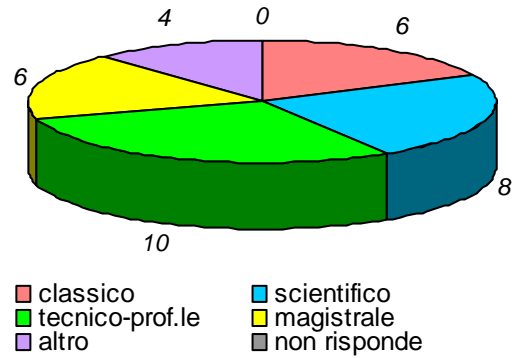
schede valide : 34 schede bianche : 0 schede nulle : 0

Informazioni degli studenti

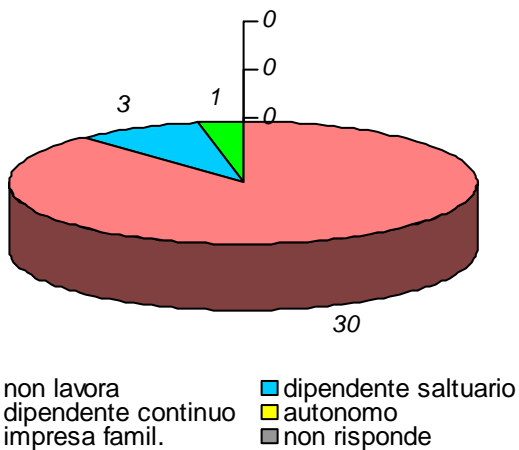
domanda 1: sesso



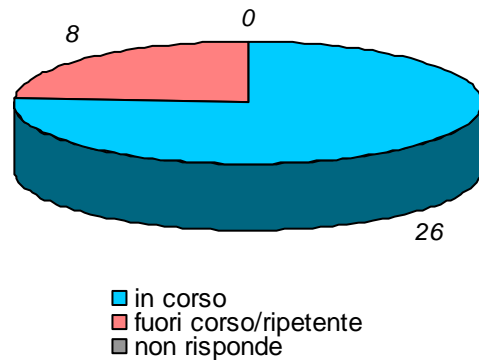
domanda 2: diploma scuola media sup.



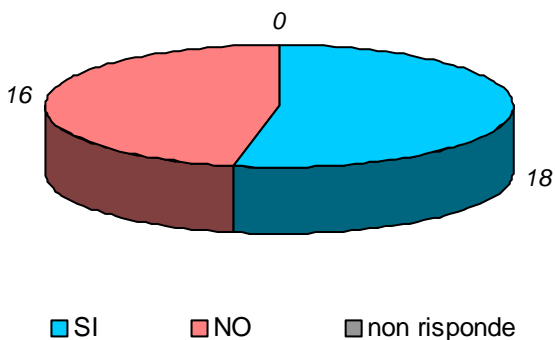
domanda 3: posizione lavorativa



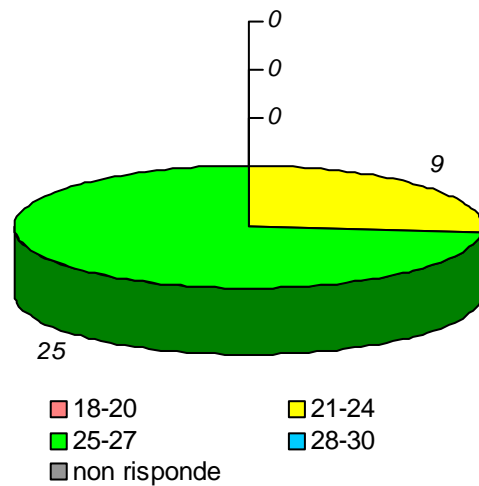
domanda 4: posizione universitaria



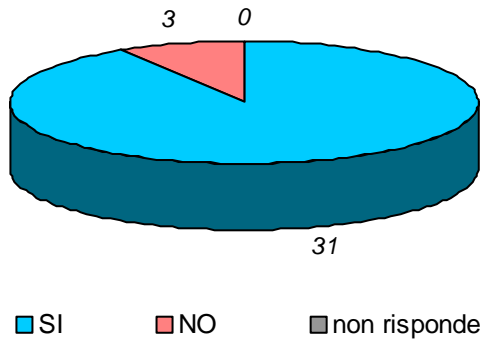
domanda 5: in regola con gli esami



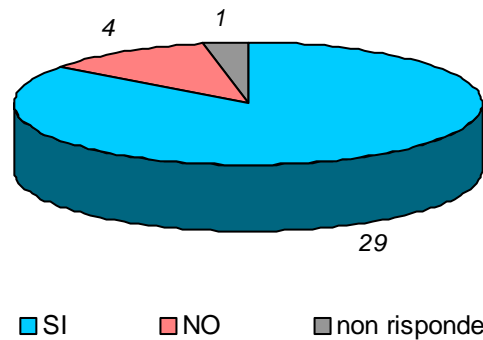
domanda 6: votazione media esami



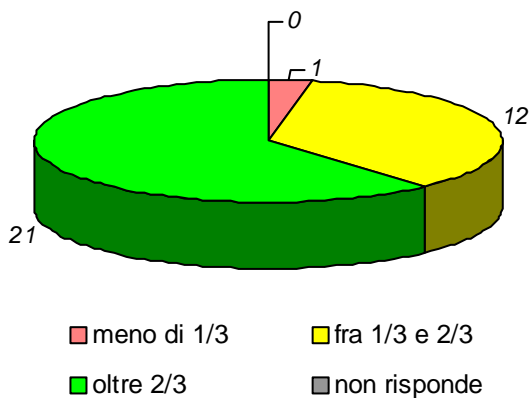
domanda 7: prima volta che affronta l'esame della disciplina



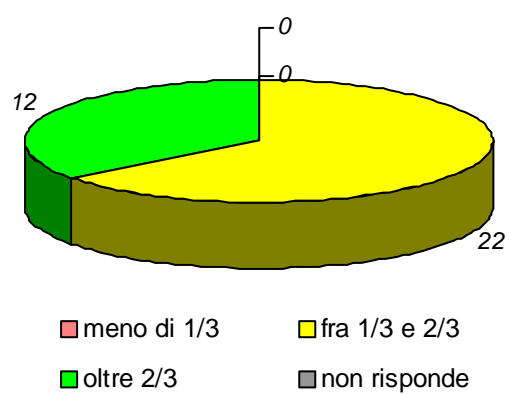
domanda 8: prima volta che segue la disciplina



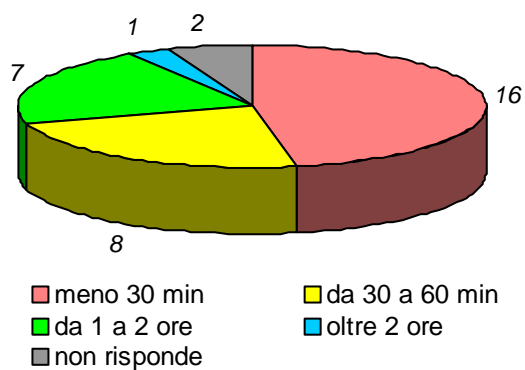
domanda 9: percentuale di frequenza della disciplina



domanda 10: percentuale di frequenza delle discipline del piano studi

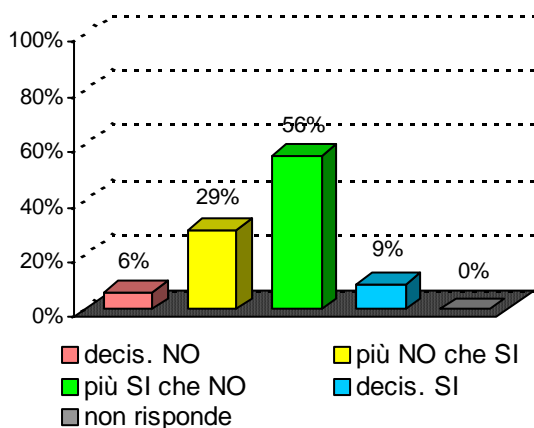


domanda 11: tempo medio per raggiungere l'Università

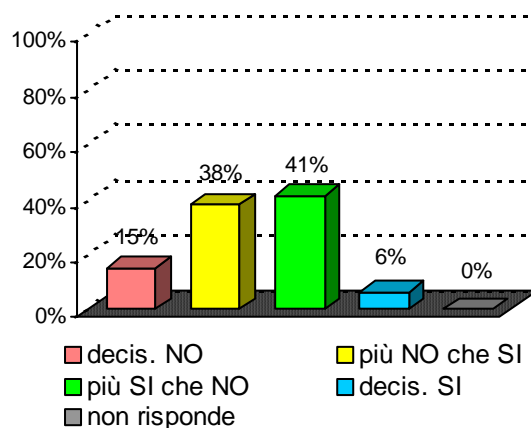


Organizzazione e Infrastrutture

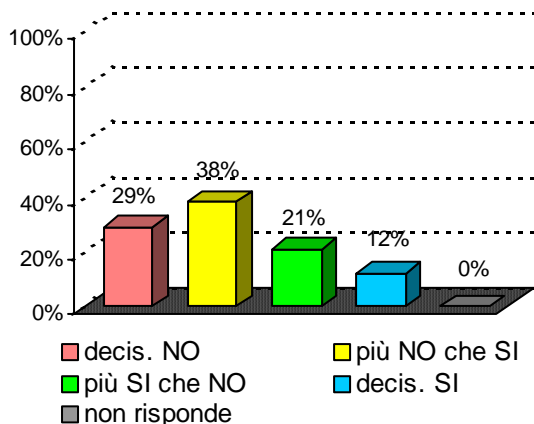
domanda 12 : accettabilità carico studio totale



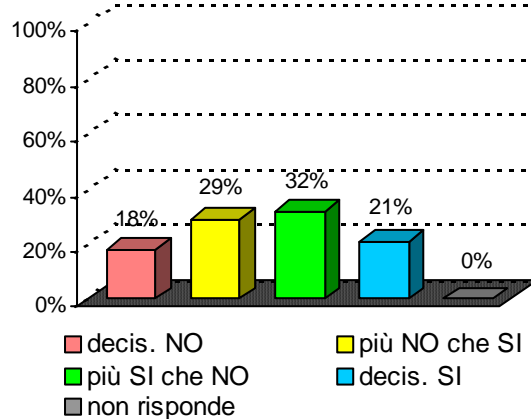
domanda 13 : accettabilità organizzazione complessiva



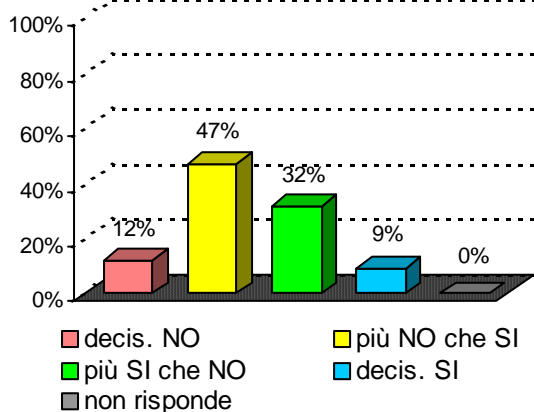
domanda 14 : chiarezza definizione modalità esame



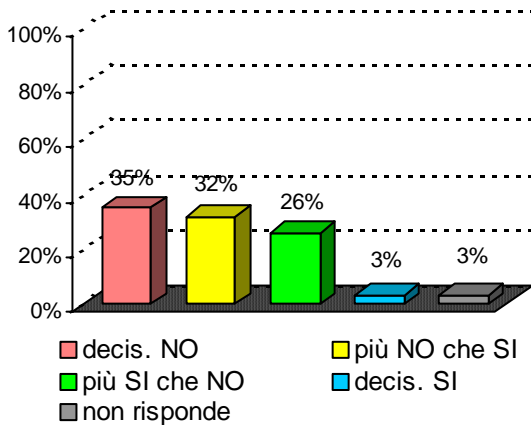
domanda 15 : rispetto orari svolgimento didattica



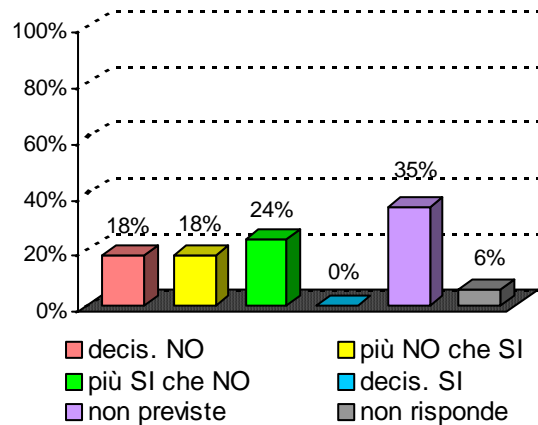
domanda 16 : reperibilità del docente



domanda 23 : adeguatezza delle aule

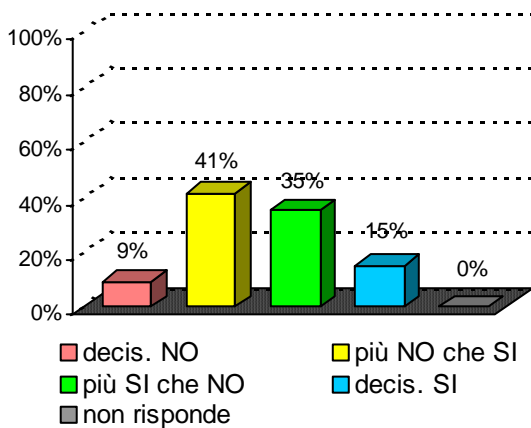


domanda 24 : adeguatezza locali e attrezz. per attività integrative

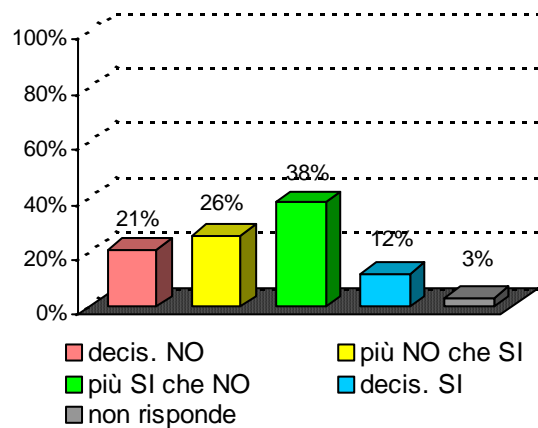


Didattica e Soddisfazione

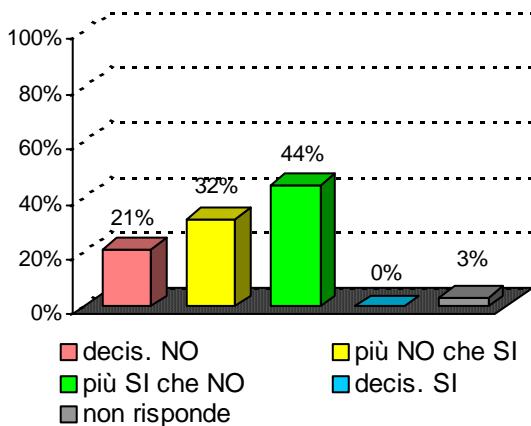
domanda 17 : sufficienza delle proprie conoscenze preliminari



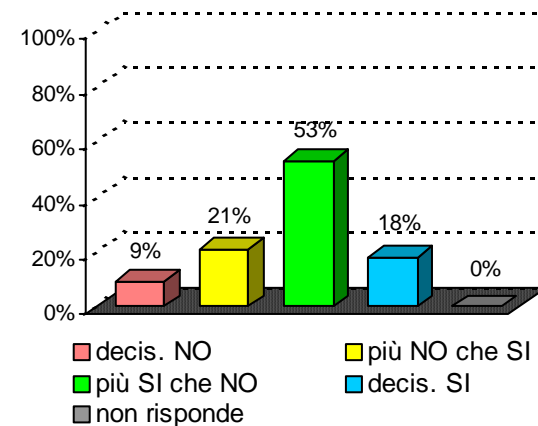
domanda 18 : stimolo suscitato dal docente per la disciplina

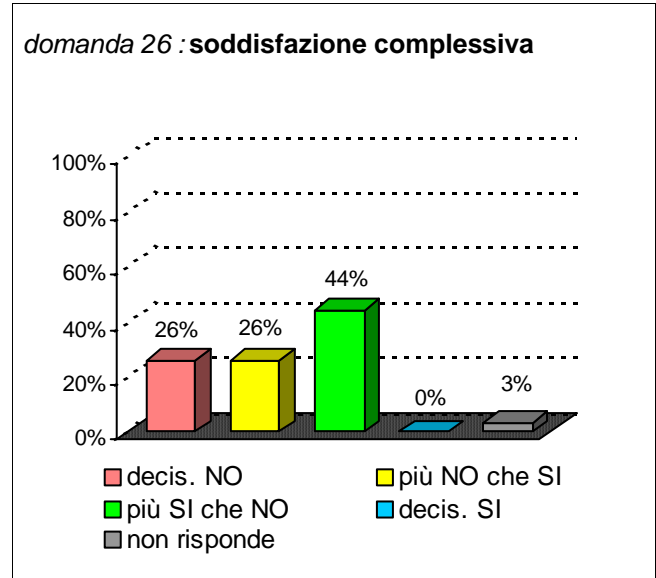
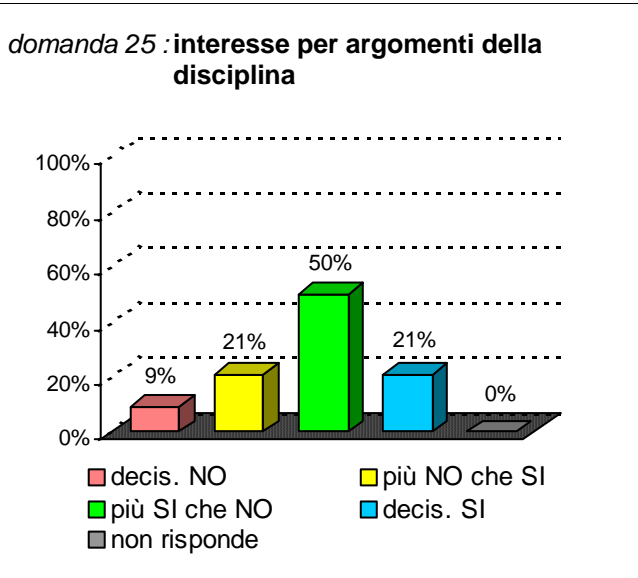
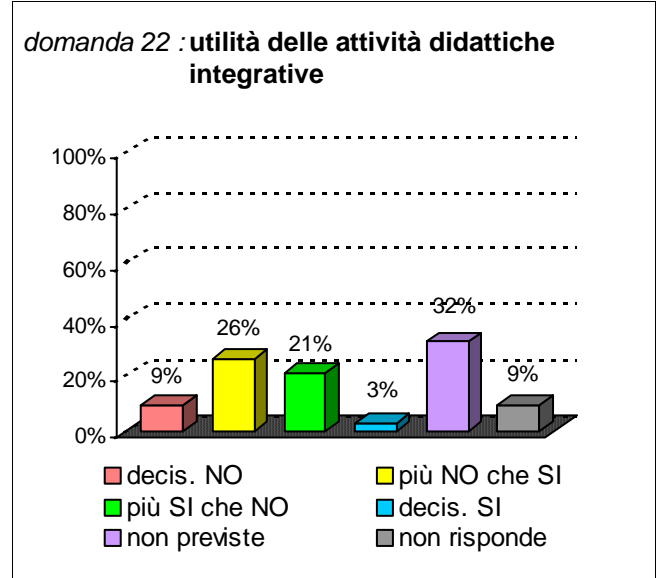
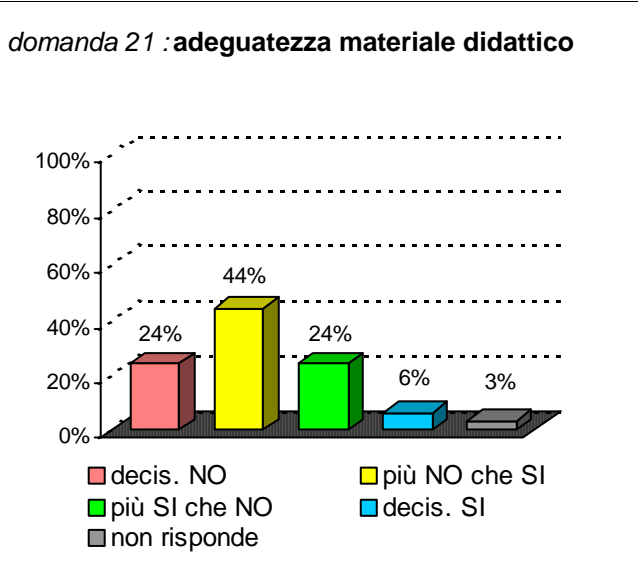


domanda 19 : chiarezza espositiva docente



domanda 20 : proporzione tra crediti e carico studio





Sintesi delle valutazioni (domande qualitative) dell'insegnamento confrontate con quelle del rispettivo Corso di Studi e del Dipartimento di afferenza

Valutazione dell' insegnamento con codice : **33669**

domanda	decis. NO	più NO che SI	più SI che NO	decis. SI	non previste	non risponde
14	29%	38%	21%	12%		0%
15	18%	29%	32%	21%		0%
16	12%	47%	32%	9%		0%
17	9%	41%	35%	15%		0%
18	21%	26%	38%	12%		3%
19	21%	32%	44%	0%		3%
20	9%	21%	53%	18%		0%
21	24%	44%	24%	6%		3%
22	9%	26%	21%	3%	32%	9%
25	9%	21%	50%	21%		0%
26	26%	26%	44%	0%		3%

Valutazione del corso di laurea :

Scienze dell'amministrazione

classe : **L-16**

sede didattica : **CATANIA**

domanda	decis. NO	più NO che SI	più SI che NO	decis. SI	non previste	non risponde
14	7%	10%	29%	53%		1%
15	5%	7%	31%	55%		1%
16	4%	11%	37%	48%		1%
17	7%	19%	49%	25%		1%
18	8%	12%	44%	36%		1%
19	5%	10%	41%	43%		1%
20	8%	16%	47%	29%		0%
21	5%	12%	48%	33%		2%
22	4%	10%	15%	11%	56%	5%
25	5%	9%	39%	47%		0%
26	7%	10%	44%	38%		0%

Valutazione del Dipart. : **Scienze Politiche e Sociali**

domanda	decis. NO	più NO che SI	più SI che NO	decis. SI	non previste	non risponde
14	7%	15%	35%	42%		1%
15	4%	9%	35%	51%		1%
16	3%	7%	41%	48%		1%
17	5%	15%	49%	30%		0%
18	6%	13%	42%	39%		1%
19	5%	10%	39%	44%		1%
20	6%	15%	47%	32%		1%
21	4%	10%	50%	35%		1%
22	3%	7%	19%	12%	53%	6%
25	3%	8%	38%	50%		0%
26	6%	11%	43%	40%		1%