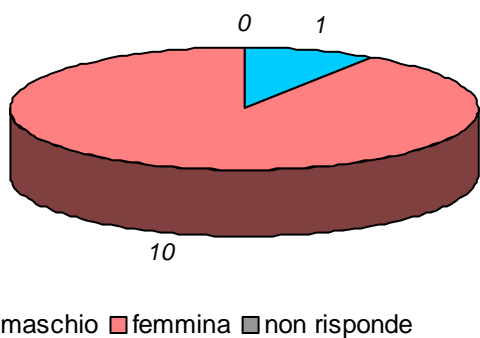


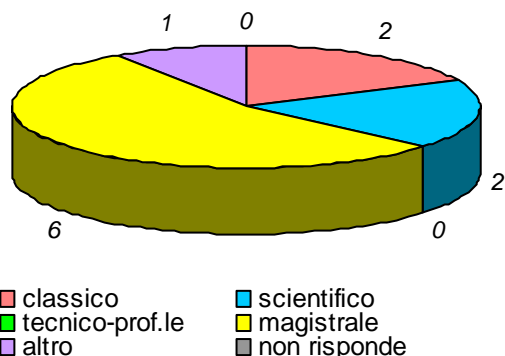
schede valide : 11 schede bianche : 0 schede nulle : 0

Informazioni degli studenti

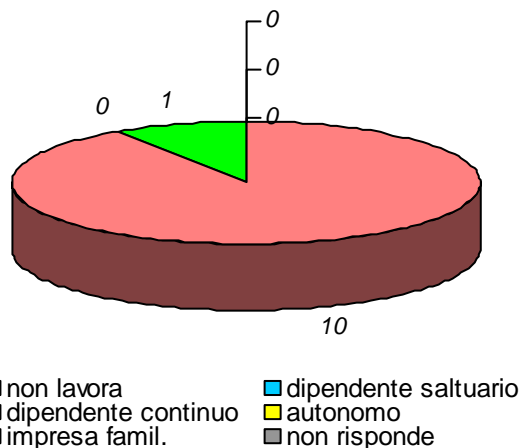
domanda 1: sesso



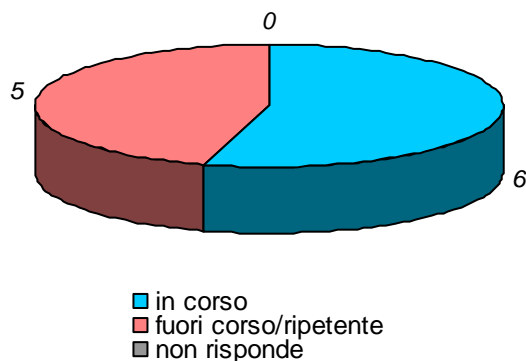
domanda 2: diploma scuola media sup.



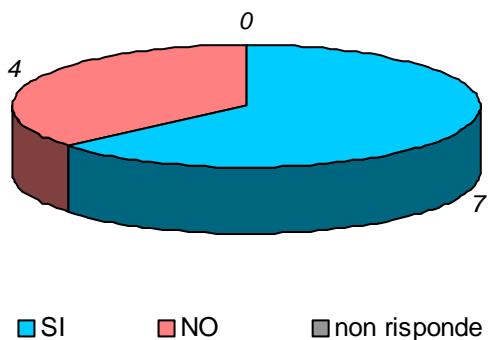
domanda 3: posizione lavorativa



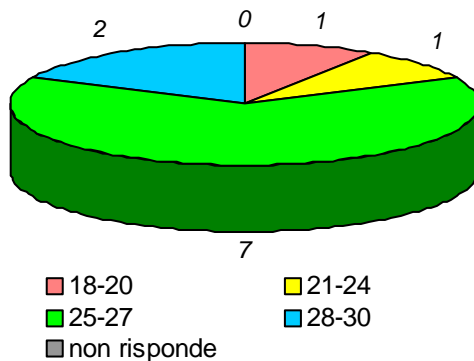
domanda 4: posizione universitaria



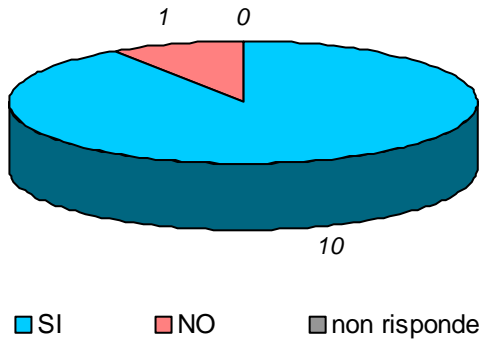
domanda 5: in regola con gli esami



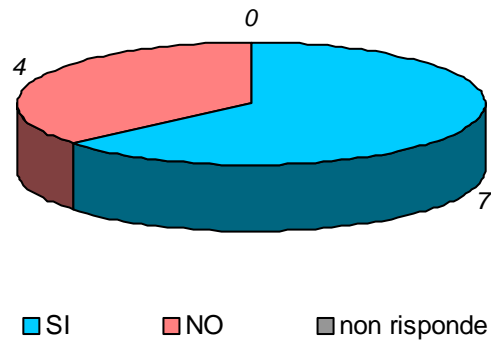
domanda 6: votazione media esami



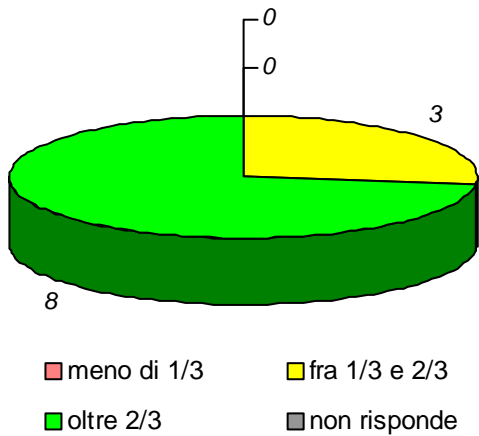
domanda 7: prima volta che affronta l'esame della disciplina



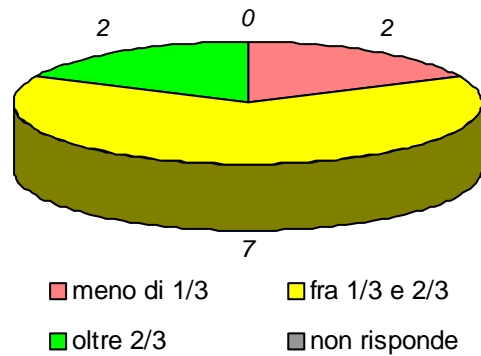
domanda 8: prima volta che segue la disciplina



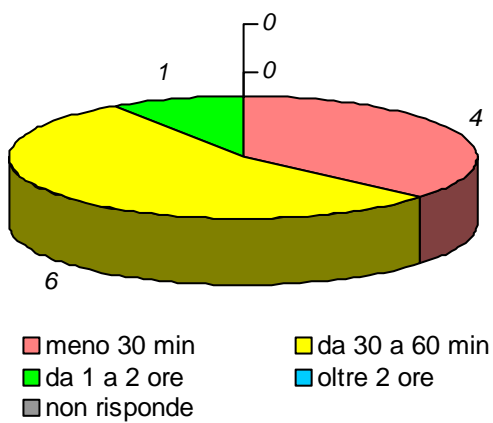
domanda 9: percentuale di frequenza della disciplina



domanda 10: percentuale di frequenza delle discipline del piano studi

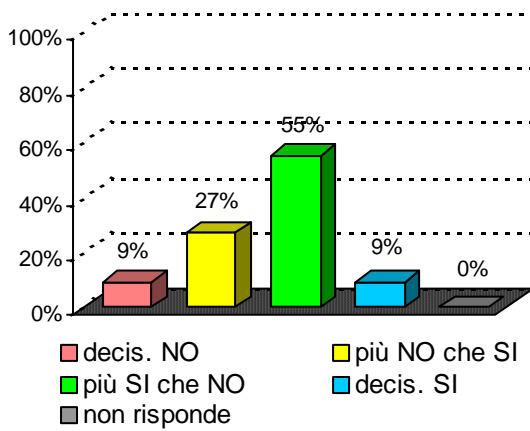


domanda 11: tempo medio per raggiungere l'Università

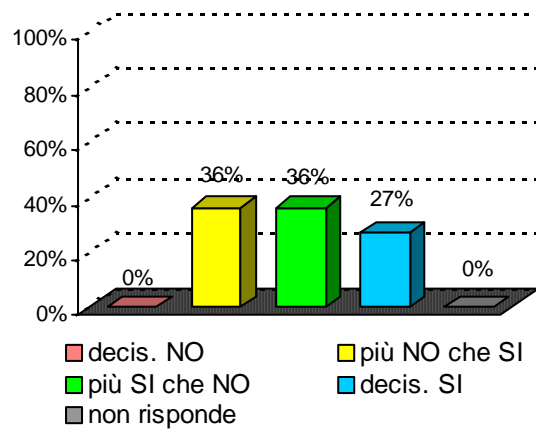


Organizzazione e Infrastrutture

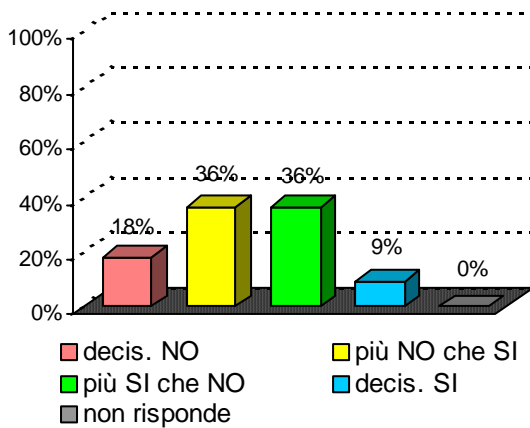
domanda 12 : accettabilità carico studio totale



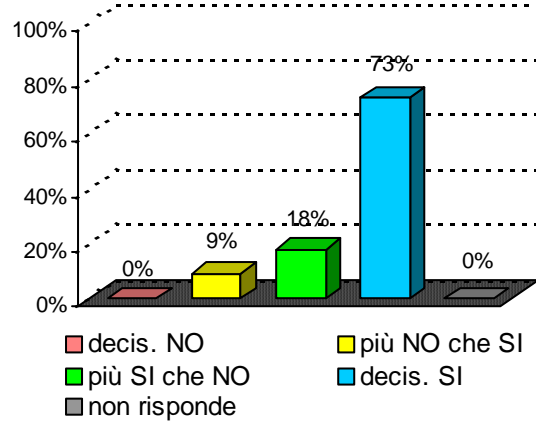
domanda 13 : accettabilità organizzazione complessiva



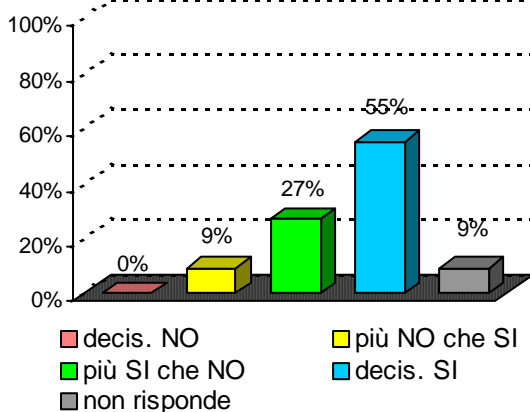
domanda 14 : chiarezza definizione modalità esame



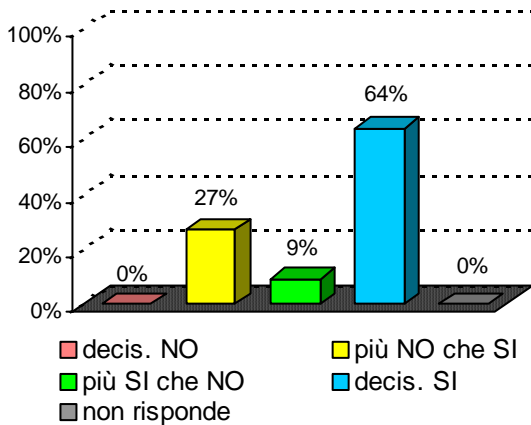
domanda 15 : rispetto orari svolgimento didattica



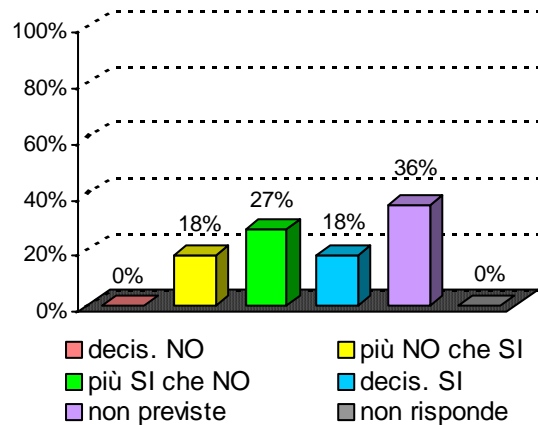
domanda 16 : reperibilità del docente



domanda 23 : adeguatezza delle aule

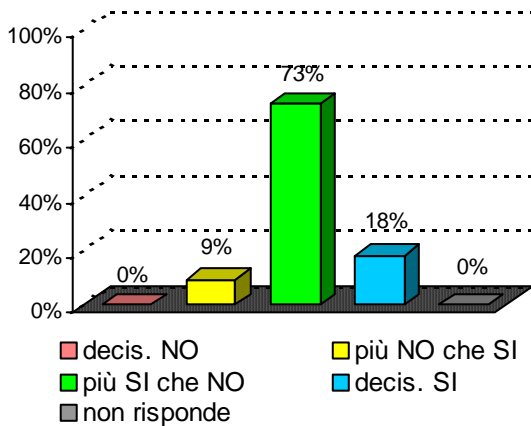


domanda 24 : adeguatezza locali e attrezz. per attività integrative

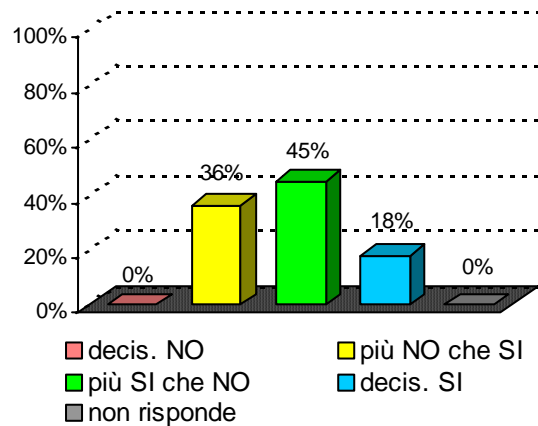


Didattica e Soddisfazione

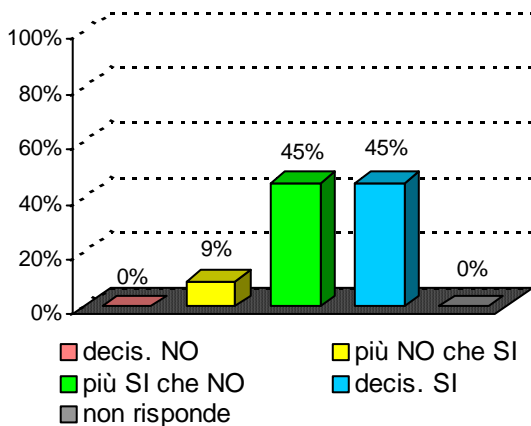
domanda 17 : sufficienza delle proprie conoscenze preliminari



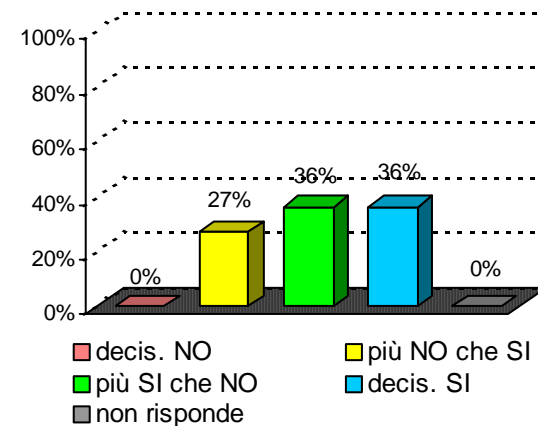
domanda 18 : stimolo suscitato dal docente per la disciplina



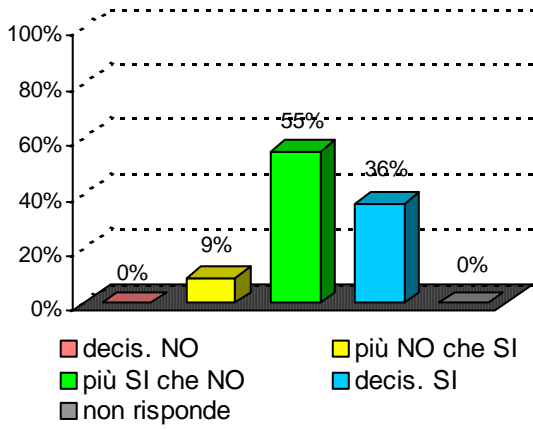
domanda 19 : chiarezza espositiva docente



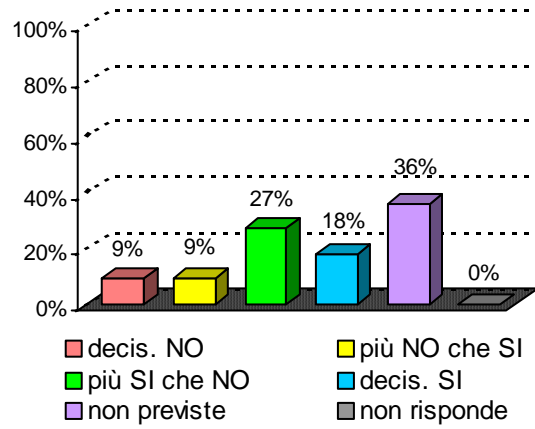
domanda 20 : proporzione tra crediti e carico studio



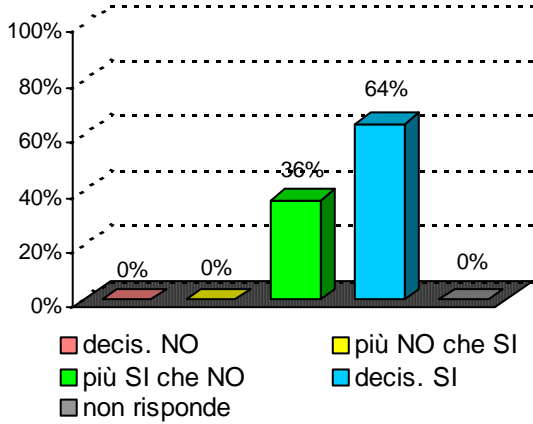
domanda 21 : adeguatezza materiale didattico



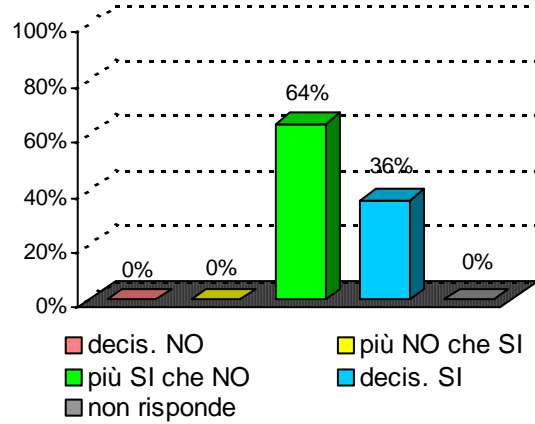
domanda 22 : utilità delle attività didattiche integrative



domanda 25 : interesse per argomenti della disciplina



domanda 26 : soddisfazione complessiva



Sintesi delle valutazioni (domande qualitative) dell'insegnamento confrontate con quelle del rispettivo Corso di Studi e del Dipartimento di afferenza

Valutazione dell' insegnamento con codice : 33709

| domanda | decis. NO | più NO che SI | più SI che NO | decis. SI | non previste | non risponde |
|---------|-----------|---------------|---------------|-----------|--------------|--------------|
| 14 | 18% | 36% | 36% | 9% | | 0% |
| 15 | 0% | 9% | 18% | 73% | | 0% |
| 16 | 0% | 9% | 27% | 55% | | 9% |
| 17 | 0% | 9% | 73% | 18% | | 0% |
| 18 | 0% | 36% | 45% | 18% | | 0% |
| 19 | 0% | 9% | 45% | 45% | | 0% |
| 20 | 0% | 27% | 36% | 36% | | 0% |
| 21 | 0% | 9% | 55% | 36% | | 0% |
| 22 | 9% | 9% | 27% | 18% | 36% | 0% |
| 25 | 0% | 0% | 36% | 64% | | 0% |
| 26 | 0% | 0% | 64% | 36% | | 0% |

Valutazione del corso di laurea :

Sociologia e servizio sociale

classe : L-39/40

sede didattica : CATANIA

| domanda | decis. NO | più NO che SI | più SI che NO | decis. SI | non previste | non risponde |
|---------|-----------|---------------|---------------|-----------|--------------|--------------|
| 14 | 6% | 18% | 39% | 37% | | 1% |
| 15 | 3% | 11% | 36% | 50% | | 1% |
| 16 | 2% | 6% | 45% | 46% | | 1% |
| 17 | 7% | 15% | 51% | 27% | | 0% |
| 18 | 7% | 15% | 43% | 35% | | 1% |
| 19 | 6% | 11% | 39% | 42% | | 1% |
| 20 | 7% | 18% | 47% | 28% | | 1% |
| 21 | 4% | 10% | 52% | 32% | | 1% |
| 22 | 3% | 8% | 20% | 10% | 55% | 5% |
| 25 | 3% | 9% | 39% | 49% | | 0% |
| 26 | 6% | 13% | 45% | 36% | | 0% |

Valutazione del Dipart. : Scienze Politiche e Sociali

| domanda | decis. NO | più NO che SI | più SI che NO | decis. SI | non previste | non risponde |
|---------|-----------|---------------|---------------|-----------|--------------|--------------|
| 14 | 7% | 15% | 35% | 42% | | 1% |
| 15 | 4% | 9% | 35% | 51% | | 1% |
| 16 | 3% | 7% | 41% | 48% | | 1% |
| 17 | 5% | 15% | 49% | 30% | | 0% |
| 18 | 6% | 13% | 42% | 39% | | 1% |
| 19 | 5% | 10% | 39% | 44% | | 1% |
| 20 | 6% | 15% | 47% | 32% | | 1% |
| 21 | 4% | 10% | 50% | 35% | | 1% |
| 22 | 3% | 7% | 19% | 12% | 53% | 6% |
| 25 | 3% | 8% | 38% | 50% | | 0% |
| 26 | 6% | 11% | 43% | 40% | | 1% |