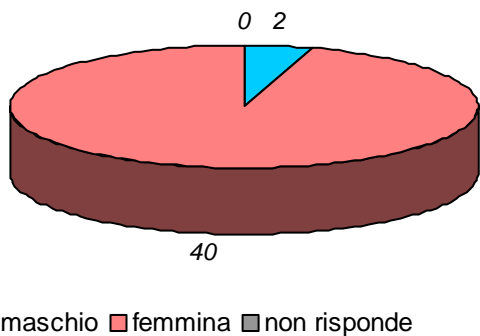


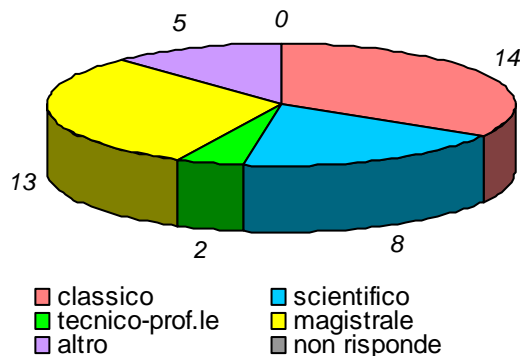
schede valide : 42 schede bianche : 0 schede nulle : 0

Informazioni degli studenti

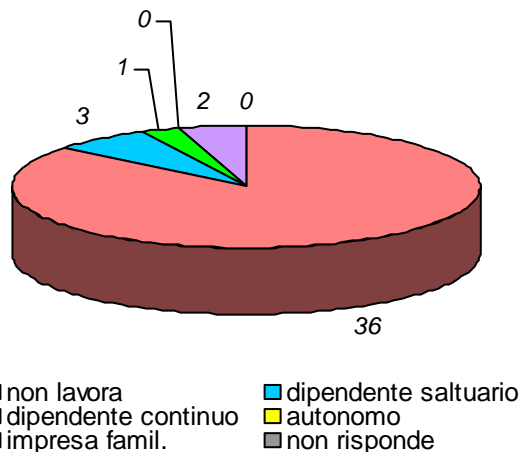
domanda 1: sesso



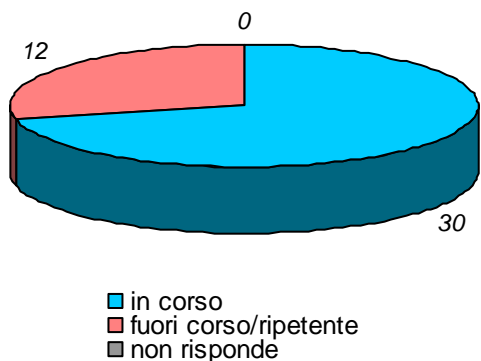
domanda 2: diploma scuola media sup.



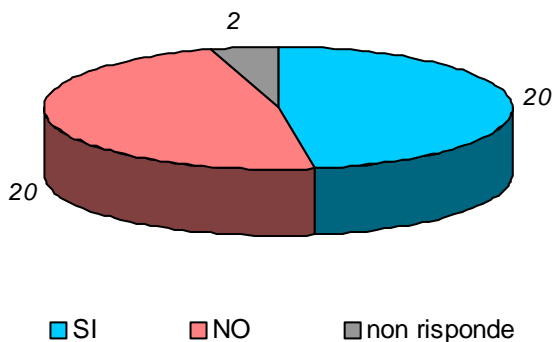
domanda 3: posizione lavorativa



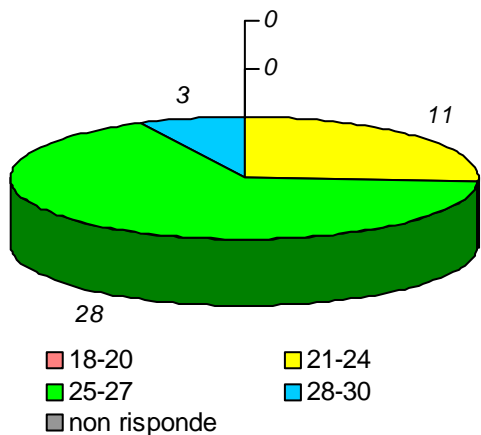
domanda 4: posizione universitaria



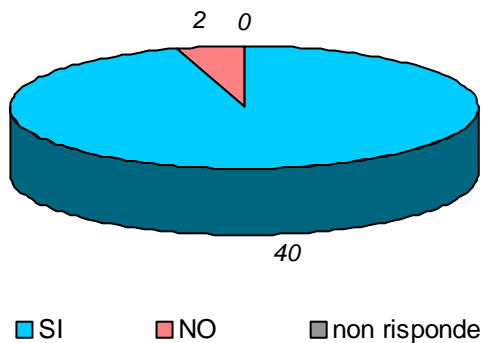
domanda 5: in regola con gli esami



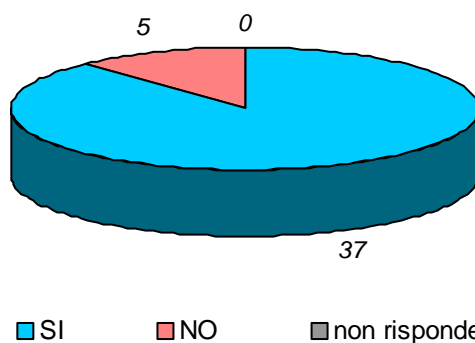
domanda 6: votazione media esami



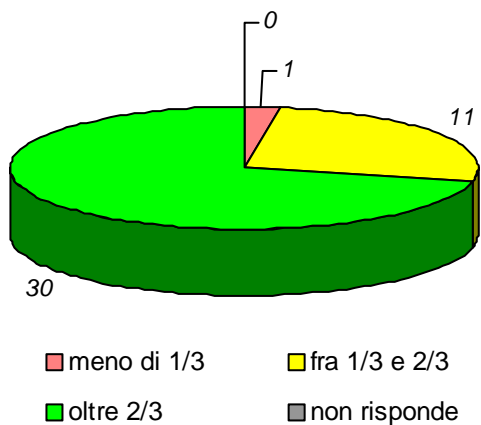
domanda 7: prima volta che affronta l'esame della disciplina



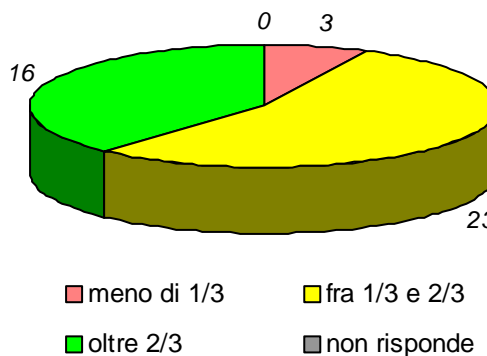
domanda 8: prima volta che segue la disciplina



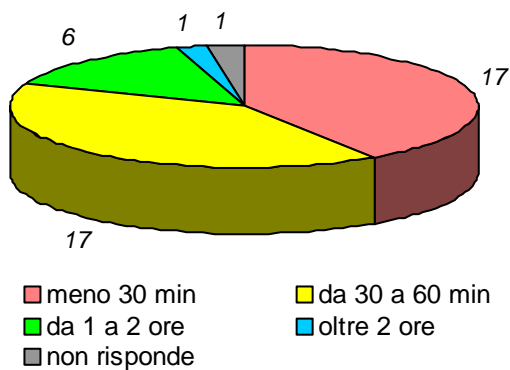
domanda 9: percentuale di frequenza della disciplina



domanda 10 : percentuale di frequenza delle discipline del piano studi

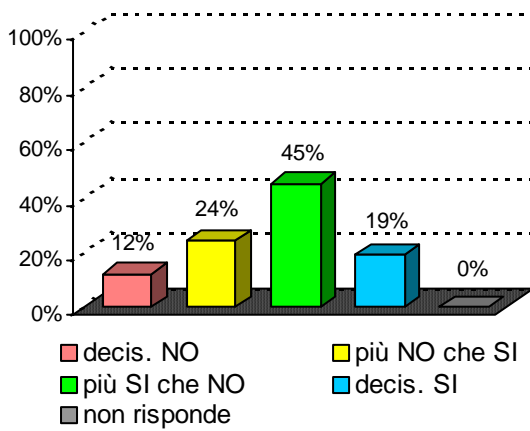


domanda 11 : tempo medio per raggiungere l'Università

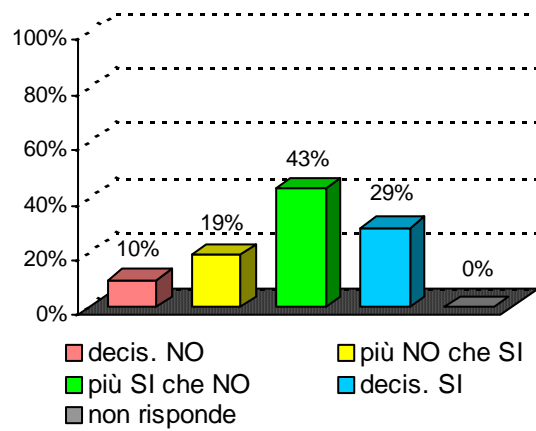


Organizzazione e Infrastrutture

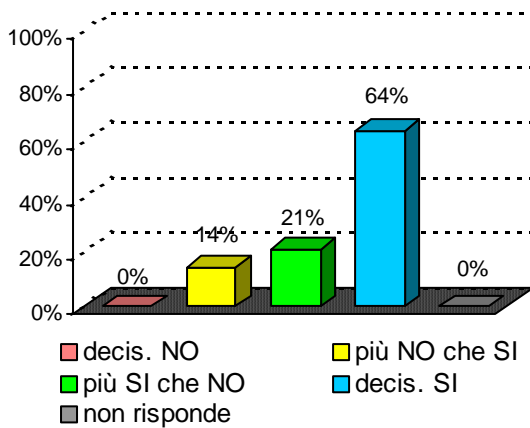
domanda 12 : accettabilità carico studio totale



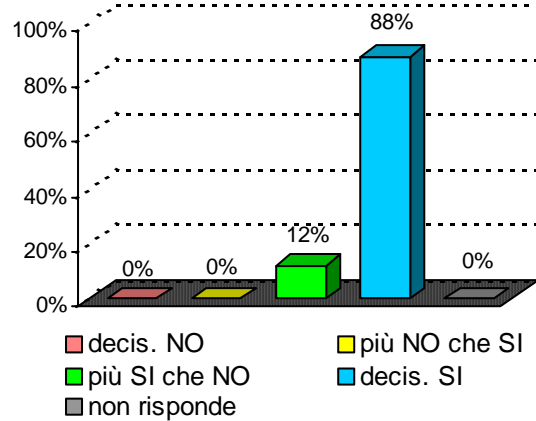
domanda 13 : accettabilità organizzazione complessiva



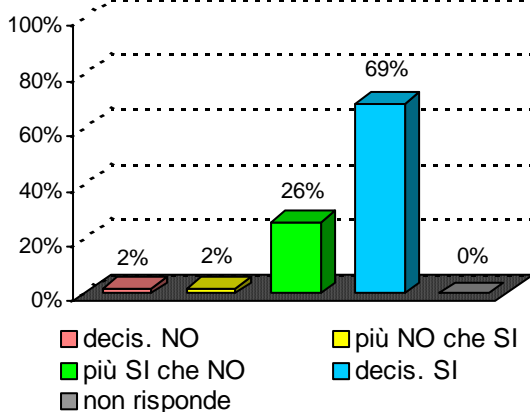
domanda 14 : chiarezza definizione modalità esame

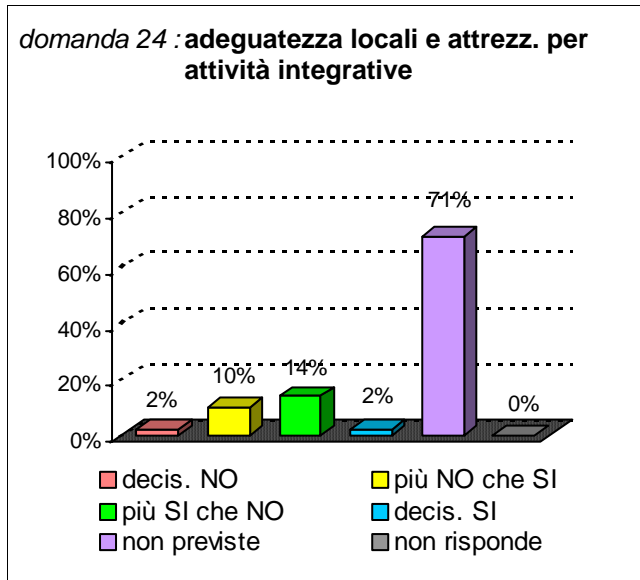
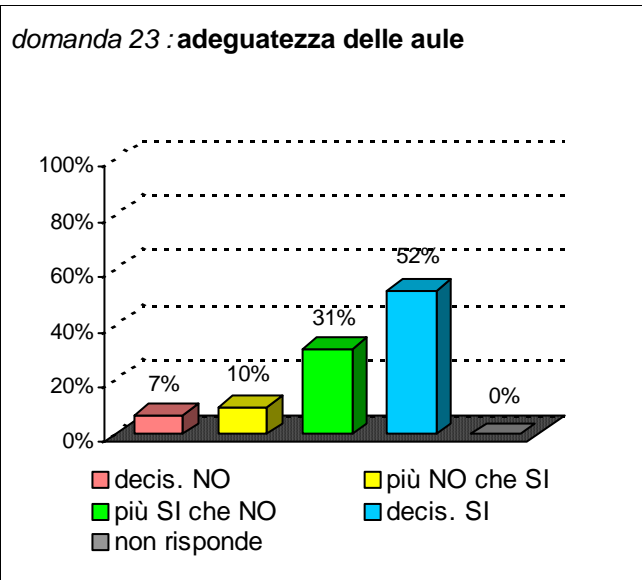


domanda 15 : rispetto orari svolgimento didattica

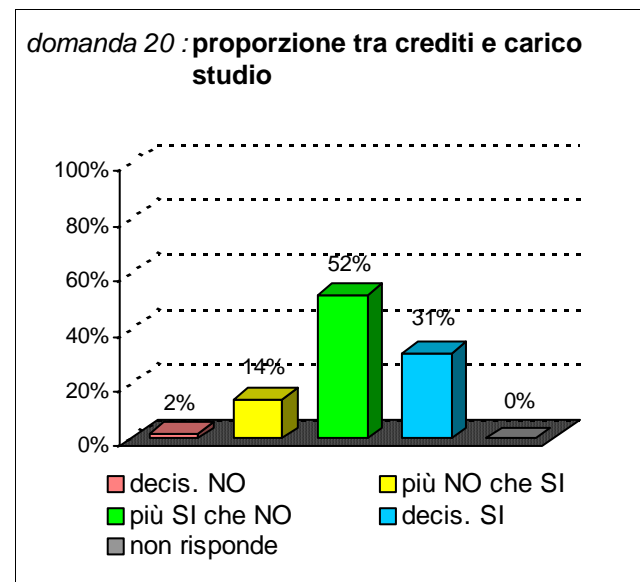
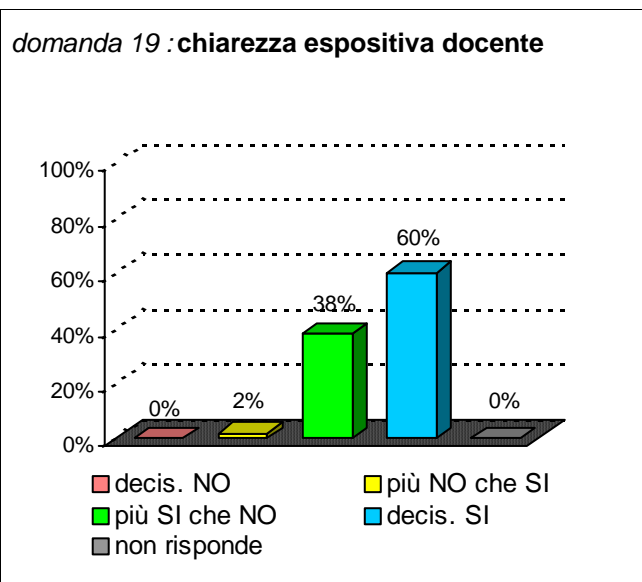
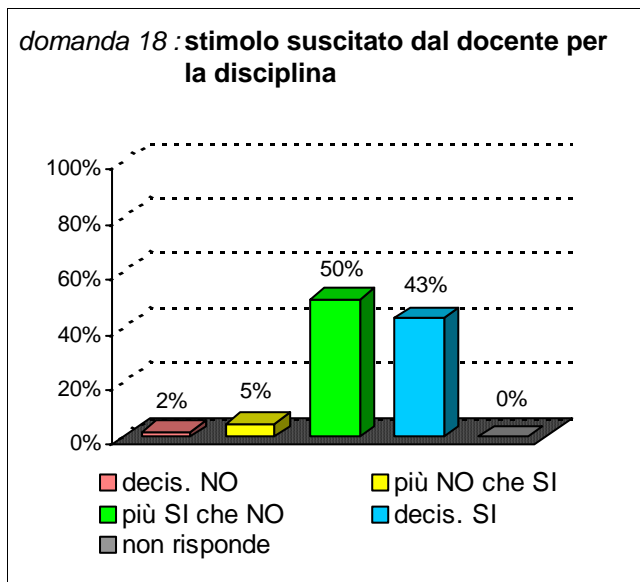
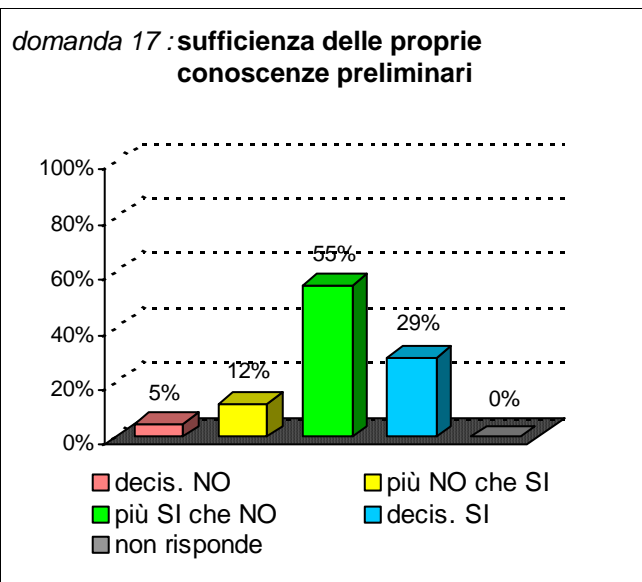


domanda 16 : reperibilità del docente

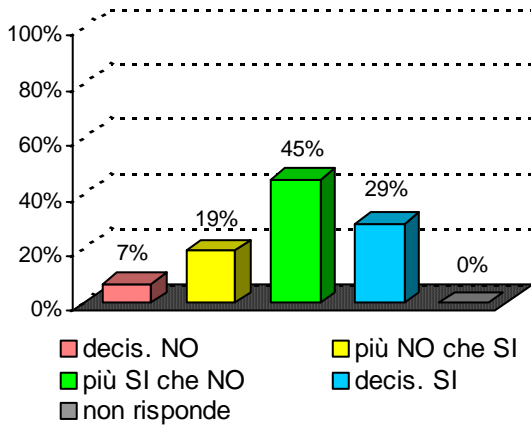




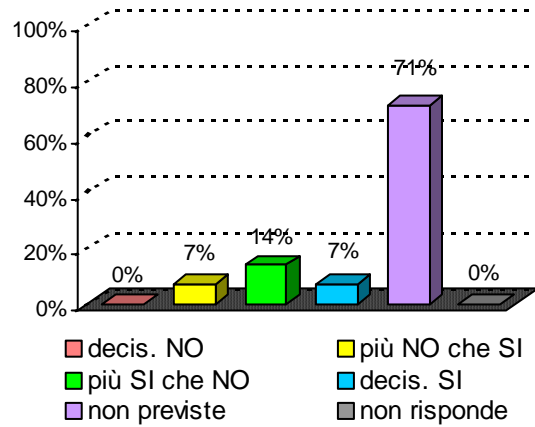
Didattica e Soddisfazione



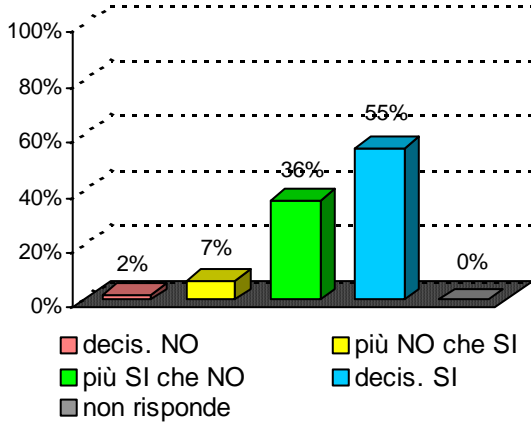
domanda 21 : adeguatezza materiale didattico



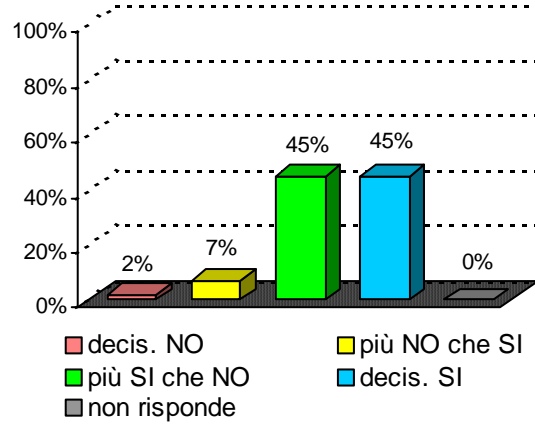
domanda 22 : utilità delle attività didattiche integrative



domanda 25 : interesse per argomenti della disciplina



domanda 26 : soddisfazione complessiva



Sintesi delle valutazioni (domande qualitative) dell'insegnamento confrontate con quelle del rispettivo Corso di Studi e del Dipartimento di afferenza

Valutazione dell' insegnamento con codice : **33811**

domanda	decis. NO	più NO che SI	più SI che NO	decis. SI	non previste	non risponde
14	0%	14%	21%	64%		0%
15	0%	0%	12%	88%		0%
16	2%	2%	26%	69%		0%
17	5%	12%	55%	29%		0%
18	2%	5%	50%	43%		0%
19	0%	2%	38%	60%		0%
20	2%	14%	52%	31%		0%
21	7%	19%	45%	29%		0%
22	0%	7%	14%	7%	71%	0%
25	2%	7%	36%	55%		0%
26	2%	7%	45%	45%		0%

Valutazione del corso di laurea :

Sociologia e servizio sociale

classe : **L-39/40**

sede didattica : **CATANIA**

domanda	decis. NO	più NO che SI	più SI che NO	decis. SI	non previste	non risponde
14	6%	18%	39%	37%		1%
15	3%	11%	36%	50%		1%
16	2%	6%	45%	46%		1%
17	7%	15%	51%	27%		0%
18	7%	15%	43%	35%		1%
19	6%	11%	39%	42%		1%
20	7%	18%	47%	28%		1%
21	4%	10%	52%	32%		1%
22	3%	8%	20%	10%	55%	5%
25	3%	9%	39%	49%		0%
26	6%	13%	45%	36%		0%

Valutazione del Dipart. : **Scienze Politiche e Sociali**

domanda	decis. NO	più NO che SI	più SI che NO	decis. SI	non previste	non risponde
14	7%	15%	35%	42%		1%
15	4%	9%	35%	51%		1%
16	3%	7%	41%	48%		1%
17	5%	15%	49%	30%		0%
18	6%	13%	42%	39%		1%
19	5%	10%	39%	44%		1%
20	6%	15%	47%	32%		1%
21	4%	10%	50%	35%		1%
22	3%	7%	19%	12%	53%	6%
25	3%	8%	38%	50%		0%
26	6%	11%	43%	40%		1%