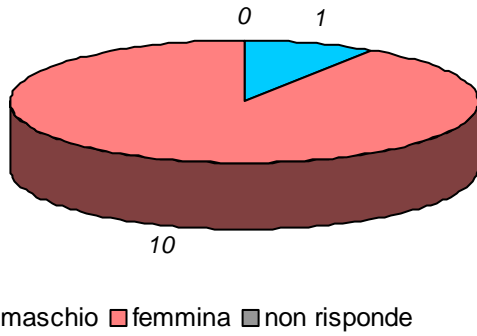


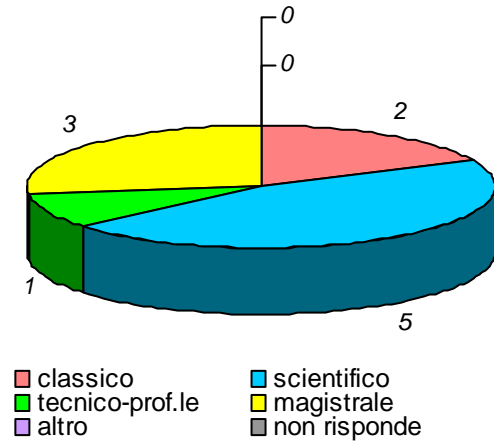
schede valide : 11    schede bianche : 0    schede nulle : 0

Informazioni degli studenti

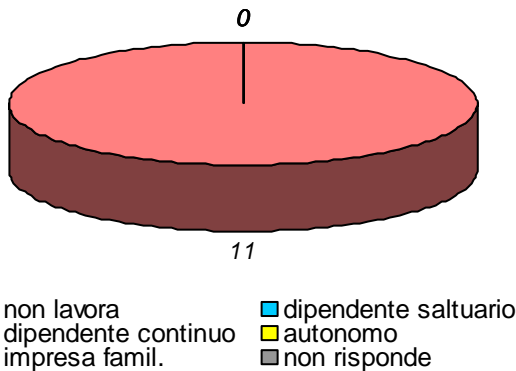
domanda 1: sesso



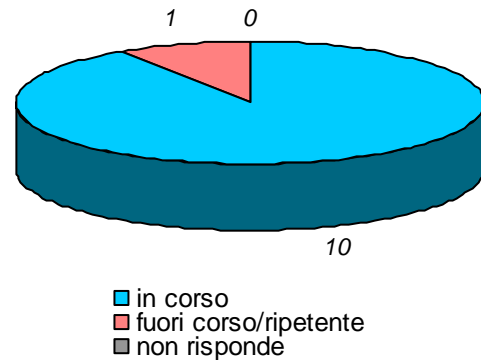
domanda 2: diploma scuola media sup.



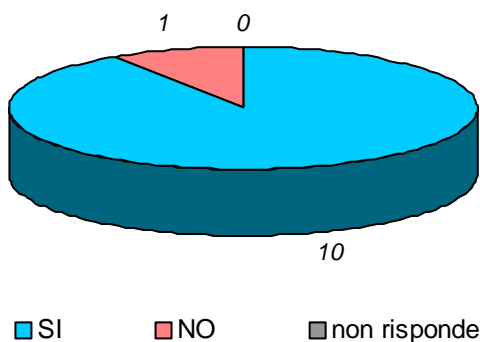
domanda 3: posizione lavorativa



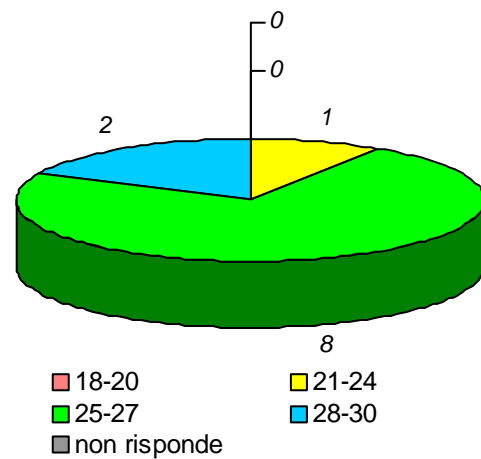
domanda 4: posizione universitaria



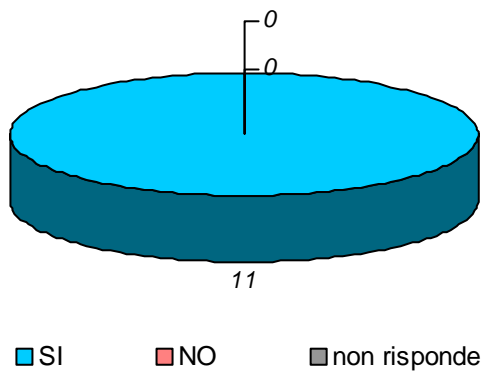
domanda 5: in regola con gli esami



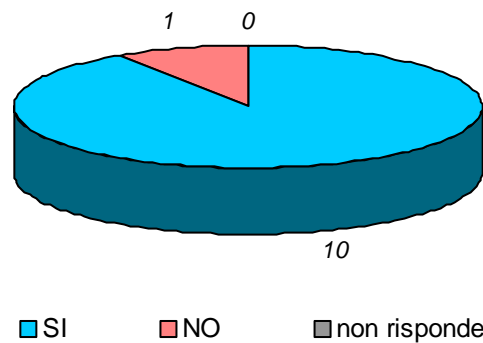
domanda 6: votazione media esami



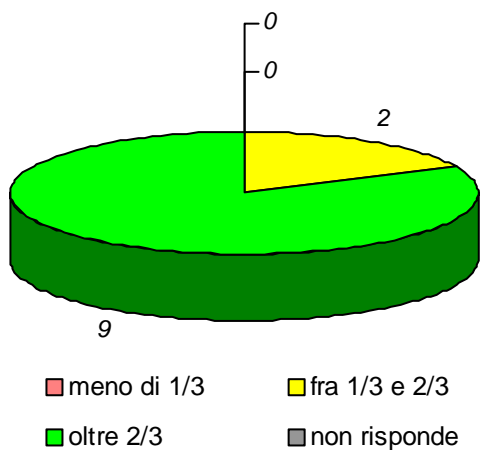
domanda 7: prima volta che affronta l'esame della disciplina



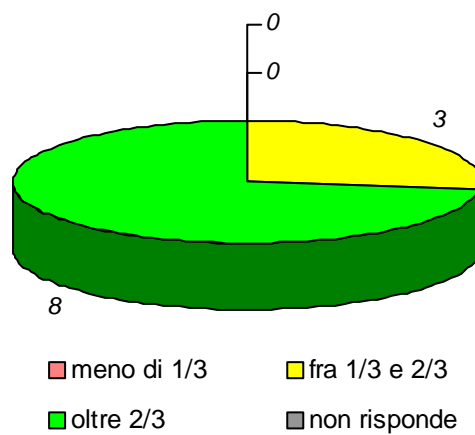
domanda 8: prima volta che segue la disciplina



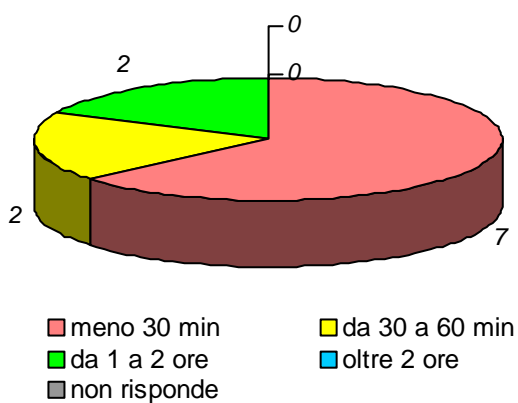
domanda 9: percentuale di frequenza della disciplina



domanda 10: percentuale di frequenza delle discipline del piano studi

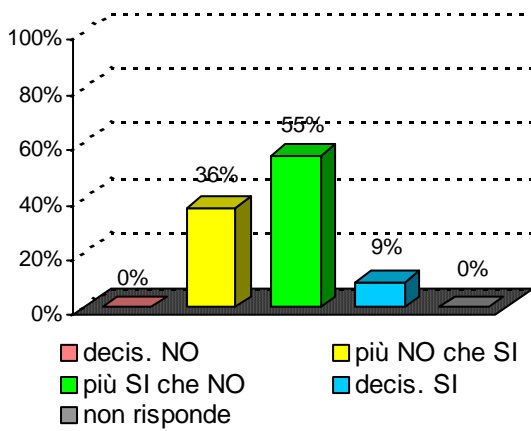


domanda 11: tempo medio per raggiungere l'Università

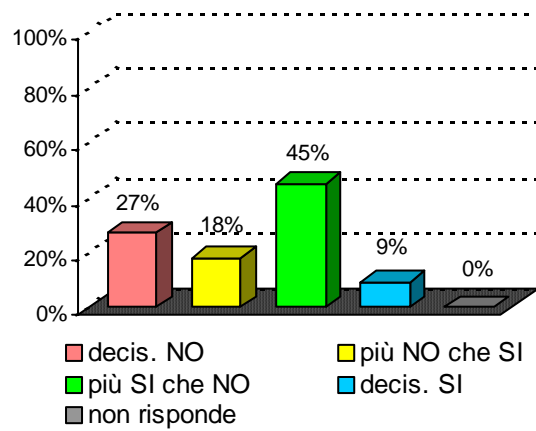


**Organizzazione e Infrastrutture**

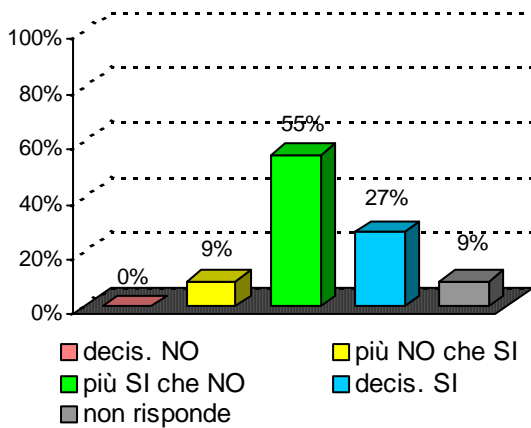
**domanda 12 : accettabilità carico studio totale**



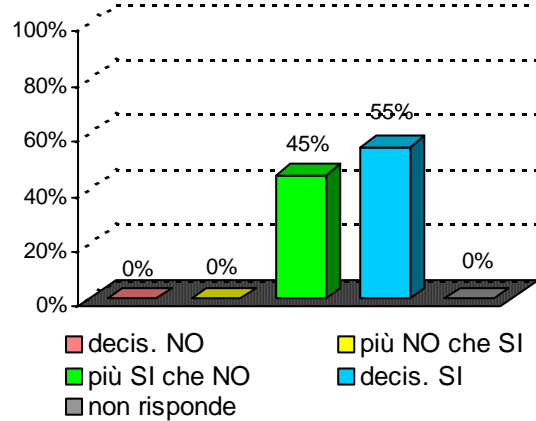
**domanda 13 : accettabilità organizzazione complessiva**



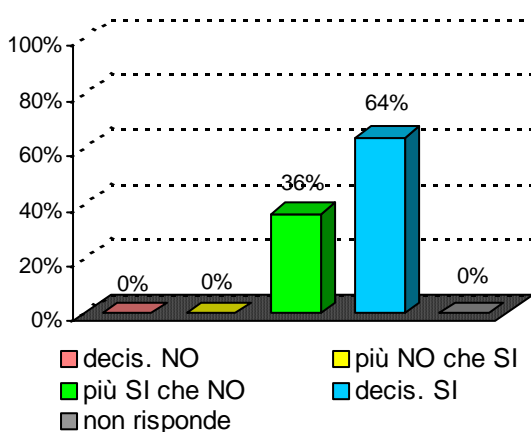
**domanda 14 : chiarezza definizione modalità esame**

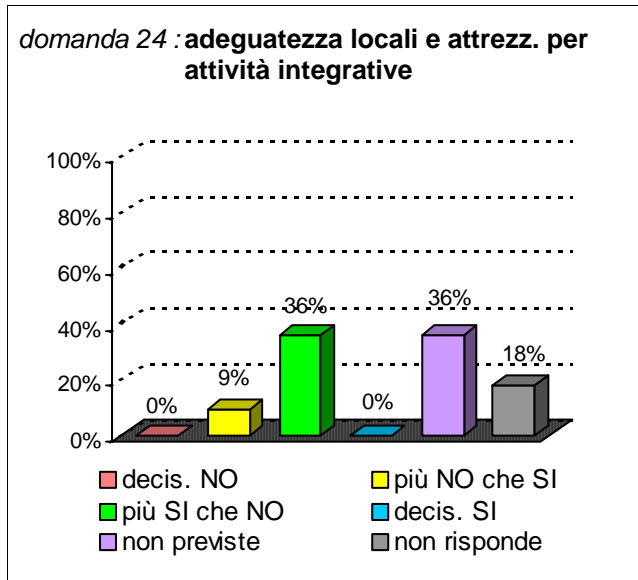
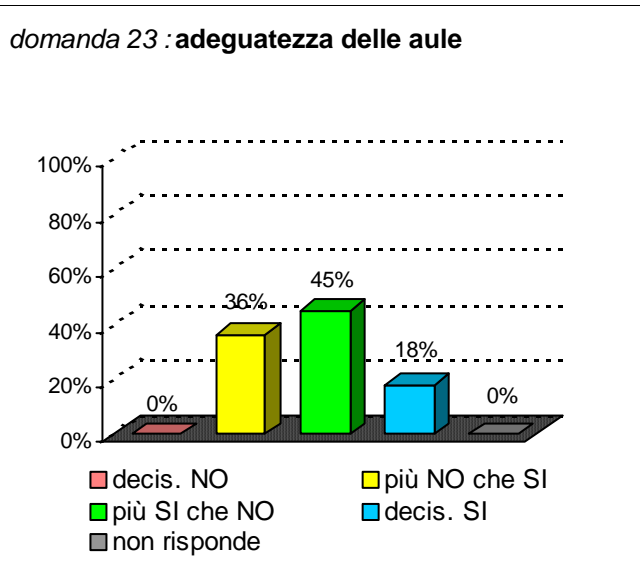


**domanda 15 : rispetto orari svolgimento didattica**

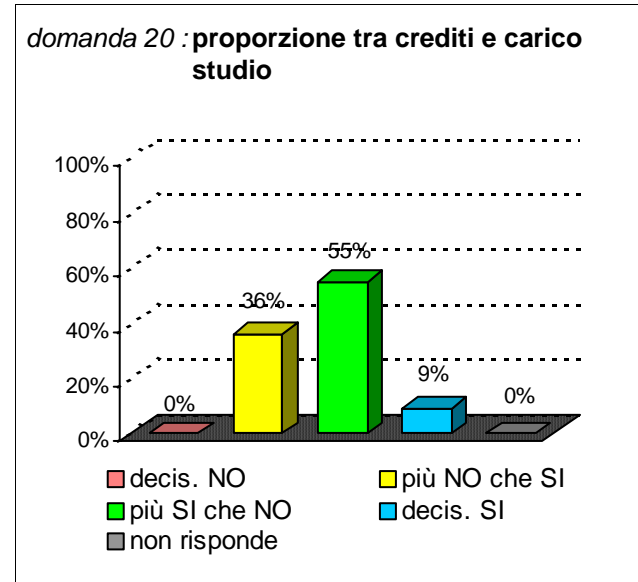
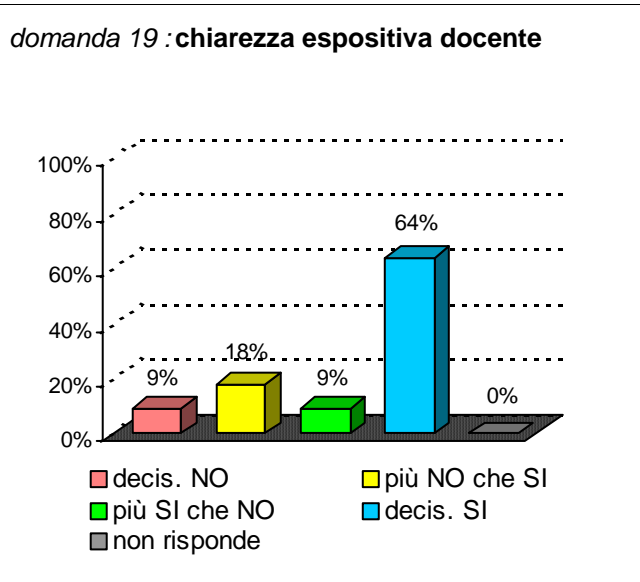
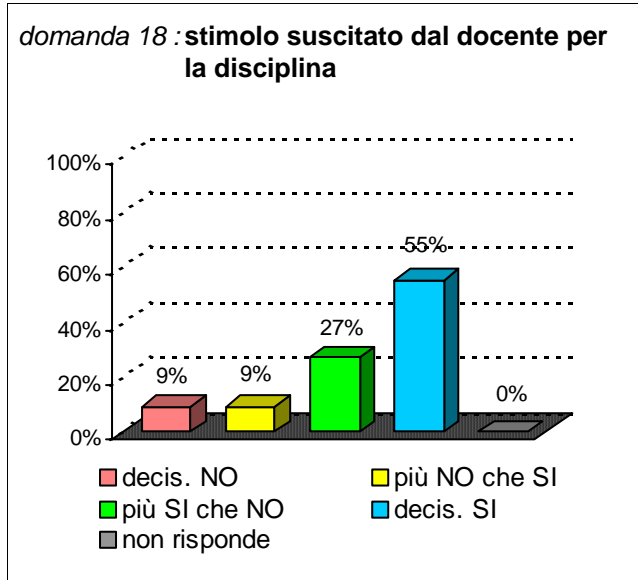
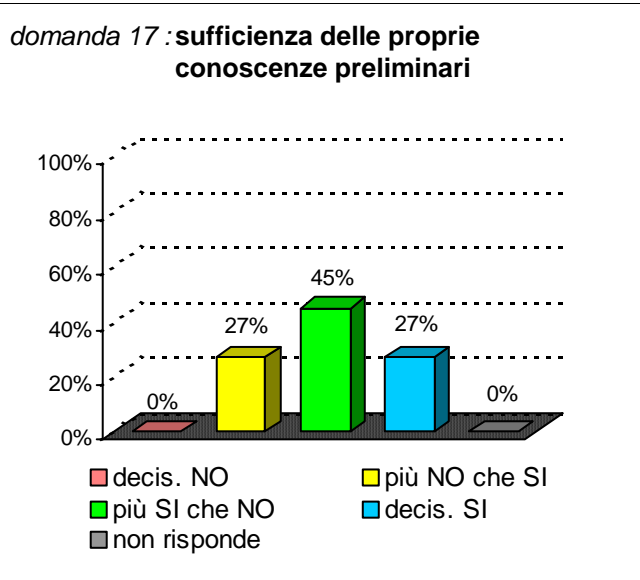


**domanda 16 : reperibilità del docente**

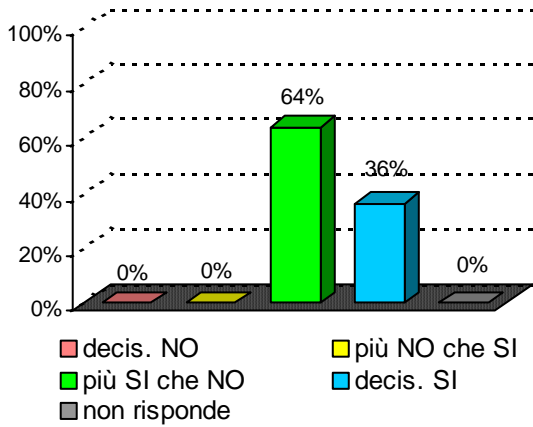




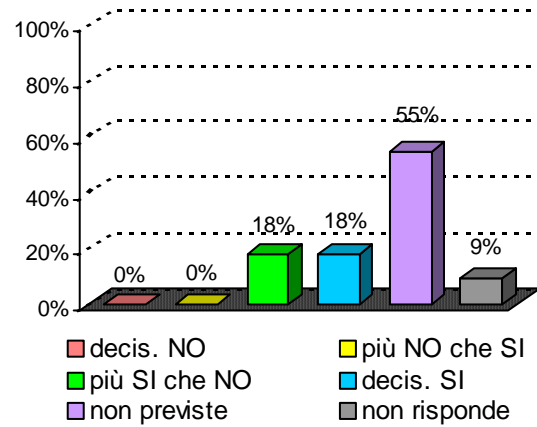
**Didattica e Soddisfazione**



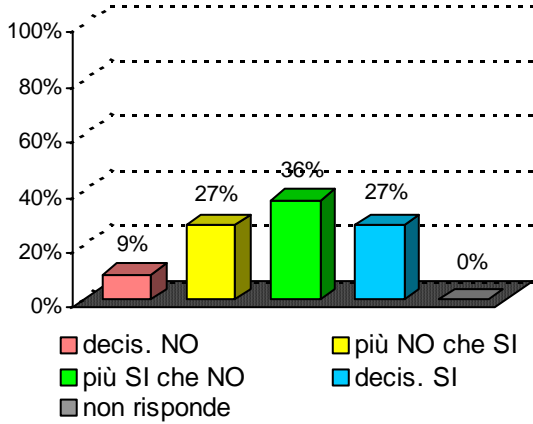
domanda 21 : adeguatezza materiale didattico



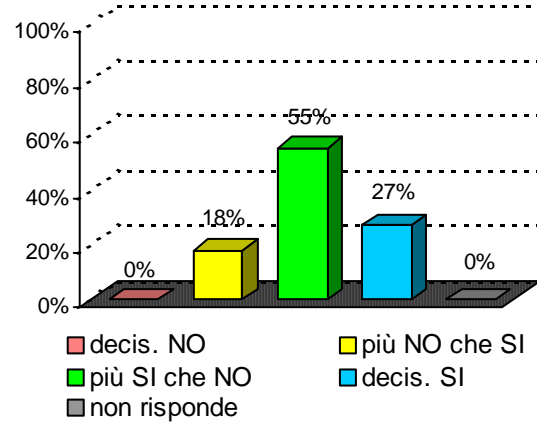
domanda 22 : utilità delle attività didattiche integrative



domanda 25 : interesse per argomenti della disciplina



domanda 26 : soddisfazione complessiva



**Sintesi delle valutazioni (domande qualitative) dell'insegnamento confrontate con quelle del rispettivo Corso di Studi e del Dipartimento di afferenza**

Valutazione dell' insegnamento con codice : **33864**

domanda	decis. NO	più NO che SI	più SI che NO	decis. SI	non previste	non risponde
14	0%	9%	55%	27%		9%
15	0%	0%	45%	55%		0%
16	0%	0%	36%	64%		0%
17	0%	27%	45%	27%		0%
18	9%	9%	27%	55%		0%
19	9%	18%	9%	64%		0%
20	0%	36%	55%	9%		0%
21	0%	0%	64%	36%		0%
22	0%	0%	18%	18%	55%	9%
25	9%	27%	36%	27%		0%
26	0%	18%	55%	27%		0%

Valutazione del corso di laurea :

**Sociologia e servizio sociale**

classe : **L-39/40**

sede didattica : **CATANIA**

domanda	decis. NO	più NO che SI	più SI che NO	decis. SI	non previste	non risponde
14	6%	18%	39%	37%		1%
15	3%	11%	36%	50%		1%
16	2%	6%	45%	46%		1%
17	7%	15%	51%	27%		0%
18	7%	15%	43%	35%		1%
19	6%	11%	39%	42%		1%
20	7%	18%	47%	28%		1%
21	4%	10%	52%	32%		1%
22	3%	8%	20%	10%	55%	5%
25	3%	9%	39%	49%		0%
26	6%	13%	45%	36%		0%

Valutazione del Dipart. : **Scienze Politiche e Sociali**

domanda	decis. NO	più NO che SI	più SI che NO	decis. SI	non previste	non risponde
14	7%	15%	35%	42%		1%
15	4%	9%	35%	51%		1%
16	3%	7%	41%	48%		1%
17	5%	15%	49%	30%		0%
18	6%	13%	42%	39%		1%
19	5%	10%	39%	44%		1%
20	6%	15%	47%	32%		1%
21	4%	10%	50%	35%		1%
22	3%	7%	19%	12%	53%	6%
25	3%	8%	38%	50%		0%
26	6%	11%	43%	40%		1%