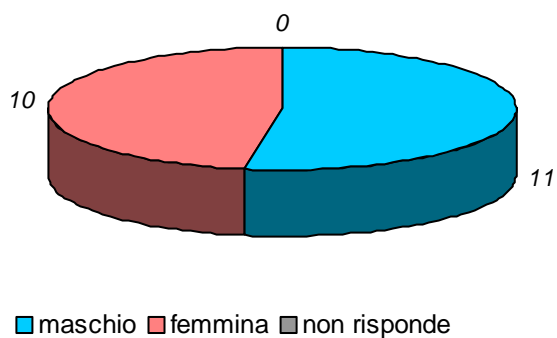


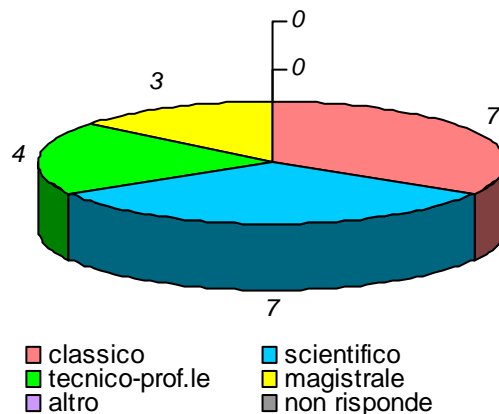
schede valide : 21    schede bianche : 0    schede nulle : 0

**Informazioni degli studenti**

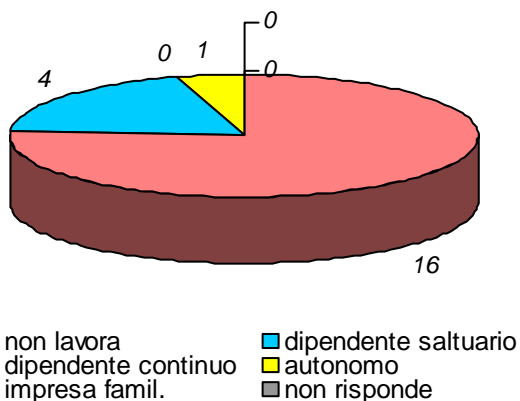
domanda 1: sesso



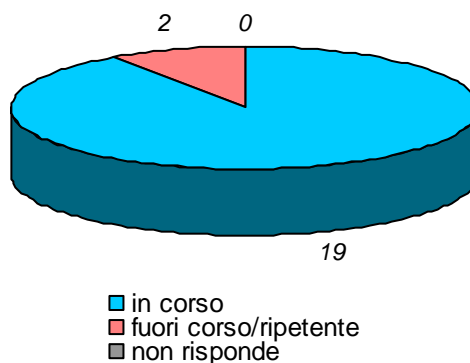
domanda 2: diploma scuola media sup.



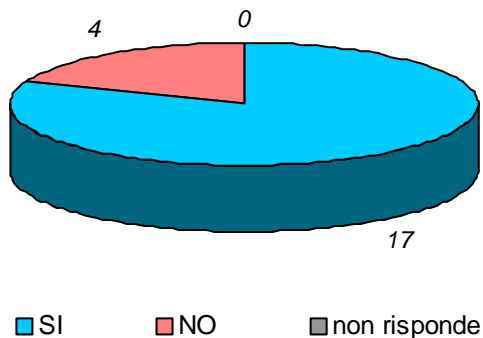
domanda 3: posizione lavorativa



domanda 4: posizione universitaria



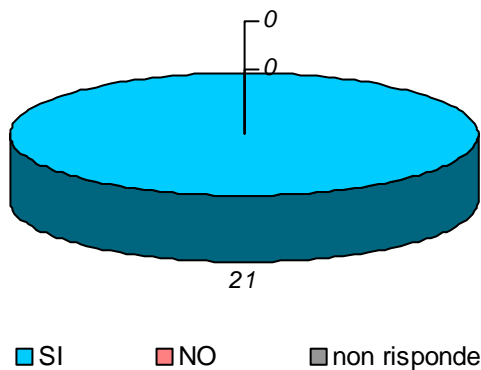
domanda 5: in regola con gli esami



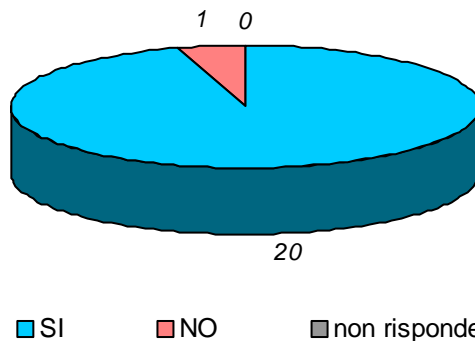
domanda 6: votazione media esami



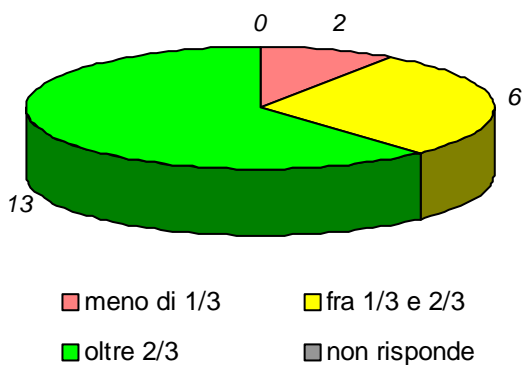
domanda 7: prima volta che affronta l'esame della disciplina



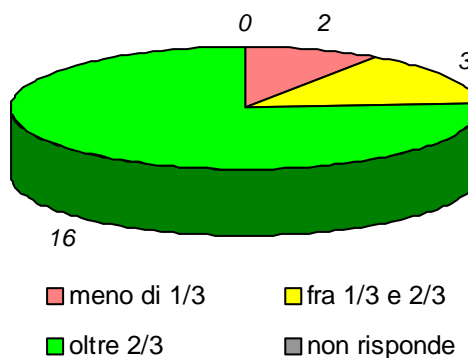
domanda 8: prima volta che segue la disciplina



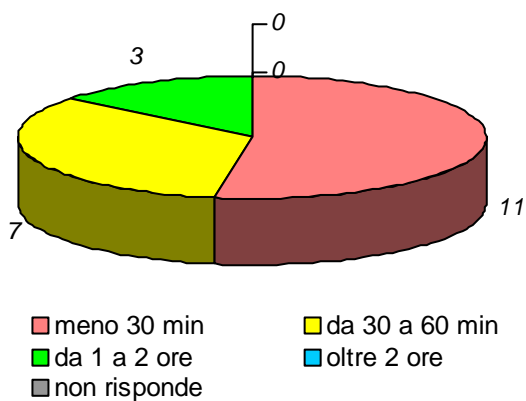
domanda 9: percentuale di frequenza della disciplina



domanda 10: percentuale di frequenza delle discipline del piano studi

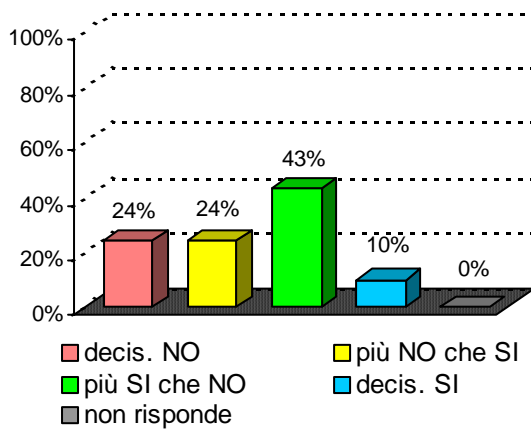


domanda 11: tempo medio per raggiungere l'Università

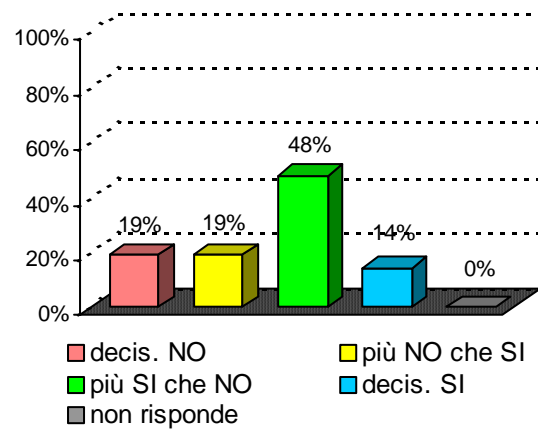


**Organizzazione e Infrastrutture**

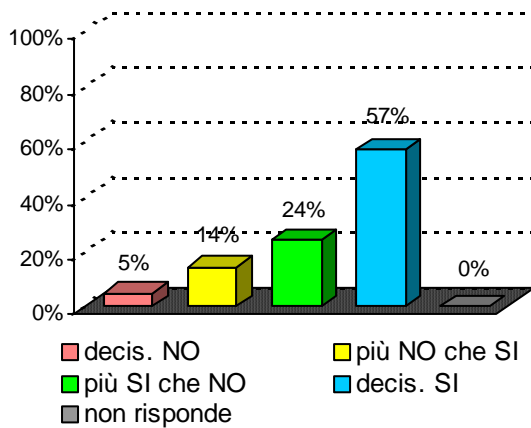
**domanda 12 : accettabilità carico studio totale**



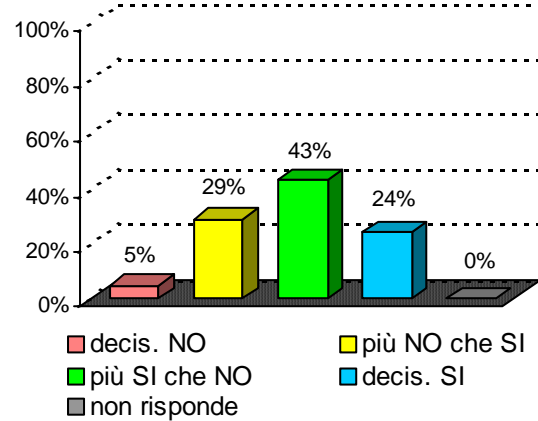
**domanda 13 : accettabilità organizzazione complessiva**



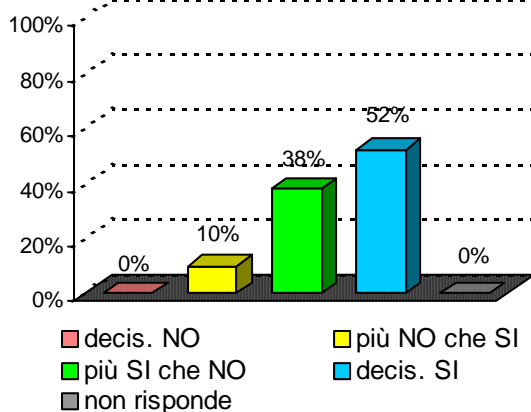
**domanda 14 : chiarezza definizione modalità esame**

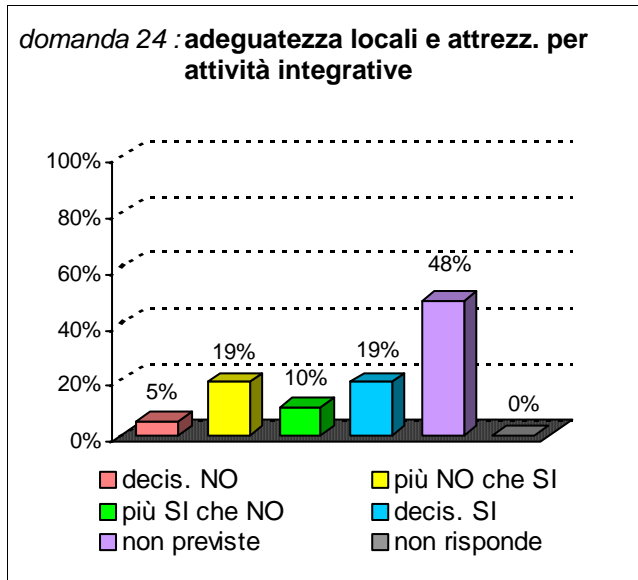
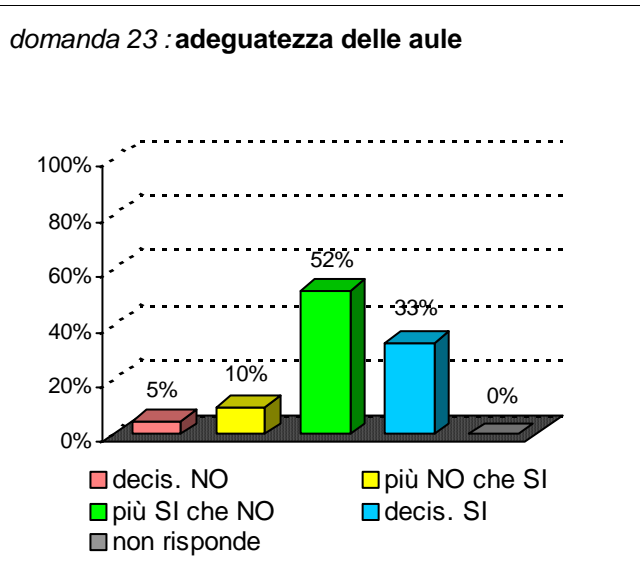


**domanda 15 : rispetto orari svolgimento didattica**

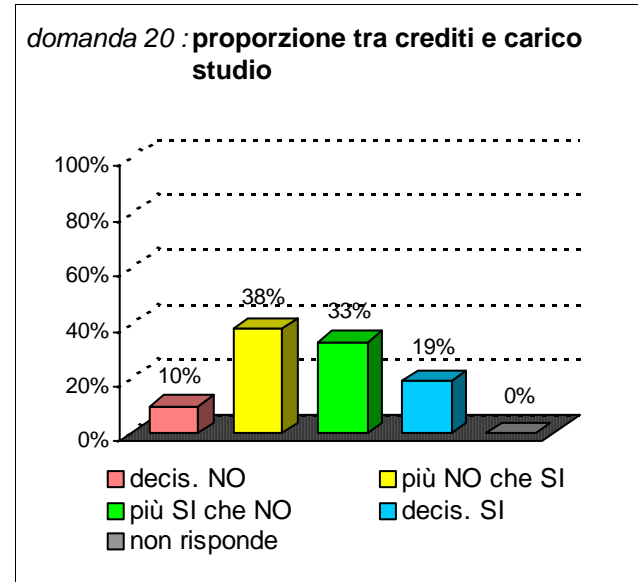
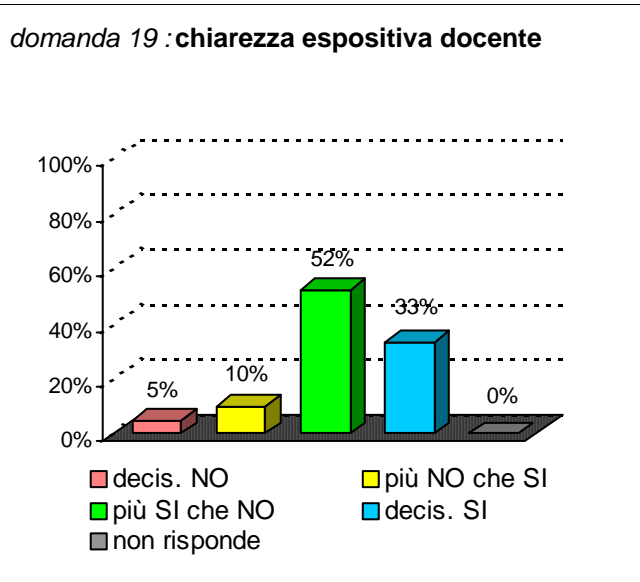
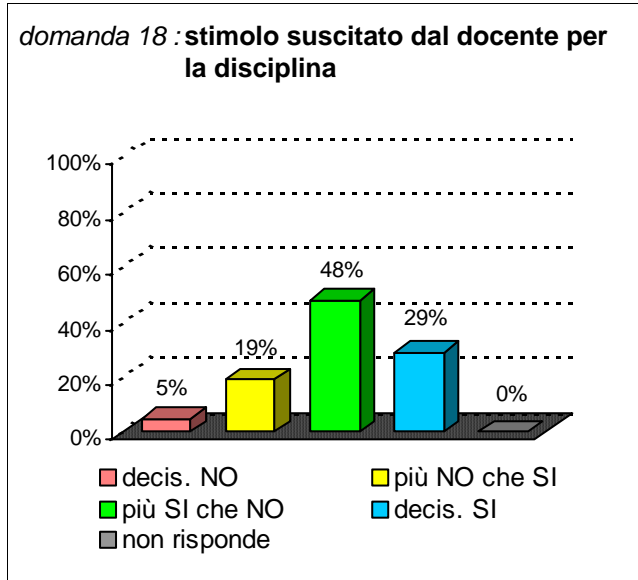
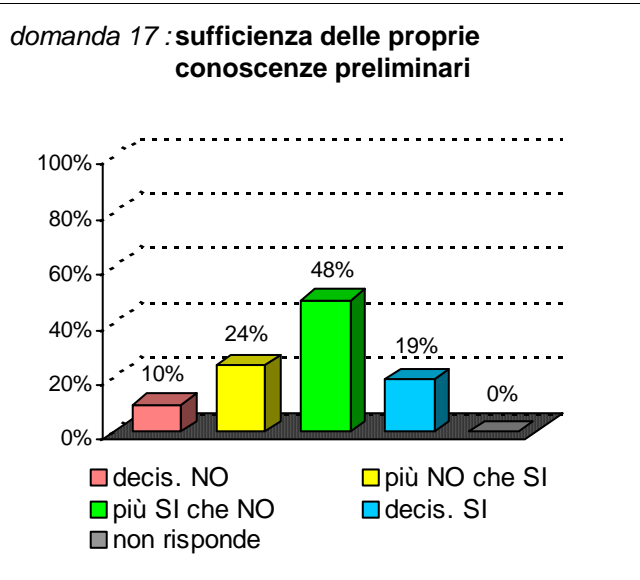


**domanda 16 : reperibilità del docente**

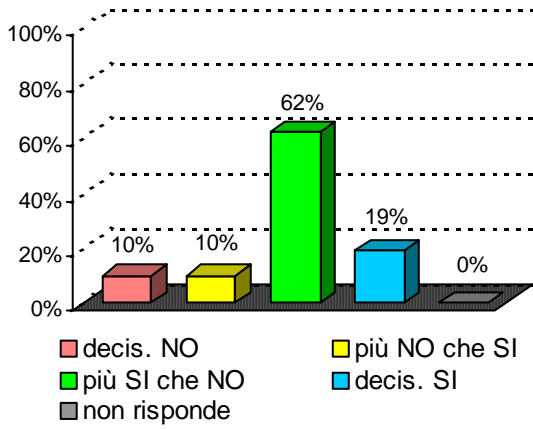




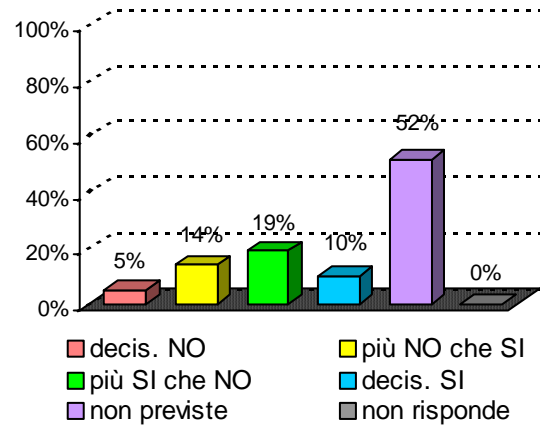
**Didattica e Soddisfazione**



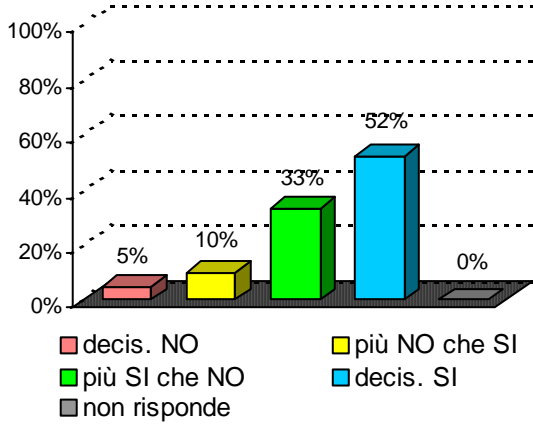
domanda 21 : adeguatezza materiale didattico



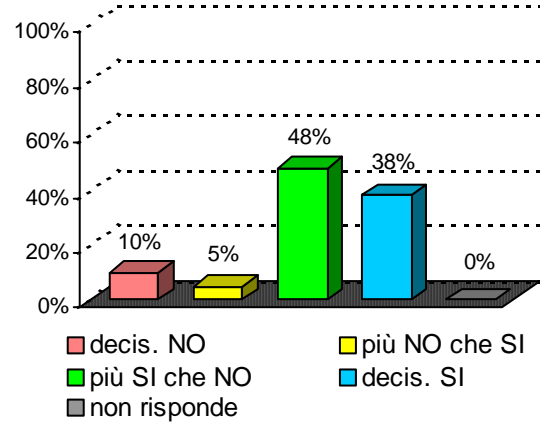
domanda 22 : utilità delle attività didattiche integrative



domanda 25 : interesse per argomenti della disciplina



domanda 26 : soddisfazione complessiva



**Sintesi delle valutazioni (domande qualitative) dell'insegnamento confrontate con quelle del rispettivo Corso di Studi e del Dipartimento di afferenza**

Valutazione dell' insegnamento con codice : **31594**

domanda	decis. NO	più NO che SI	più SI che NO	decis. SI	non previste	non risponde
14	5%	14%	24%	57%		0%
15	5%	29%	43%	24%		0%
16	0%	10%	38%	52%		0%
17	10%	24%	48%	19%		0%
18	5%	19%	48%	29%		0%
19	5%	10%	52%	33%		0%
20	10%	38%	33%	19%		0%
21	10%	10%	62%	19%		0%
22	5%	14%	19%	10%	52%	0%
25	5%	10%	33%	52%		0%
26	10%	5%	48%	38%		0%

Valutazione del corso di laurea :

**Storia e scienze dell'amministrazione**

classe : **L-16/42**

sede didattica : **CATANIA**

domanda	decis. NO	più NO che SI	più SI che NO	decis. SI	non previste	non risponde
14	12%	16%	31%	41%		0%
15	13%	18%	35%	32%		1%
16	6%	15%	41%	38%		1%
17	6%	12%	55%	26%		1%
18	11%	19%	42%	26%		1%
19	12%	12%	42%	33%		1%
20	9%	15%	50%	25%		1%
21	8%	14%	53%	25%		1%
22	7%	9%	21%	8%	51%	3%
25	4%	10%	40%	45%		1%
26	12%	16%	41%	31%		0%

Valutazione del Dipart. : **Scienze Politiche e Sociali**

domanda	decis. NO	più NO che SI	più SI che NO	decis. SI	non previste	non risponde
14	7%	15%	35%	42%		1%
15	4%	9%	35%	51%		1%
16	3%	7%	41%	48%		1%
17	5%	15%	49%	30%		0%
18	6%	13%	42%	39%		1%
19	5%	10%	39%	44%		1%
20	6%	15%	47%	32%		1%
21	4%	10%	50%	35%		1%
22	3%	7%	19%	12%	53%	6%
25	3%	8%	38%	50%		0%
26	6%	11%	43%	40%		1%