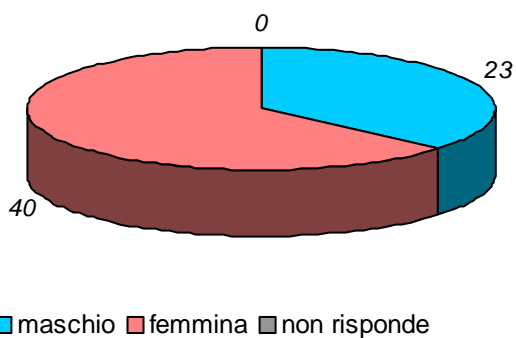


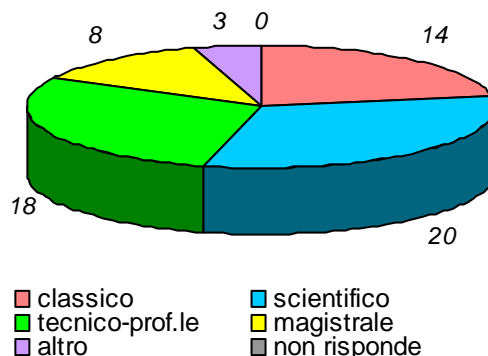
schede valide : 63 schede bianche : 0 schede nulle : 0

Informazioni degli studenti

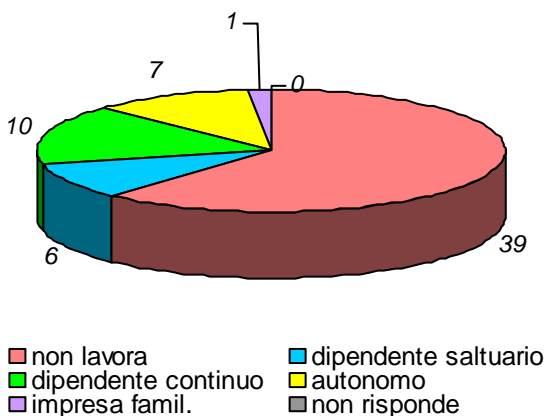
domanda 1: sesso



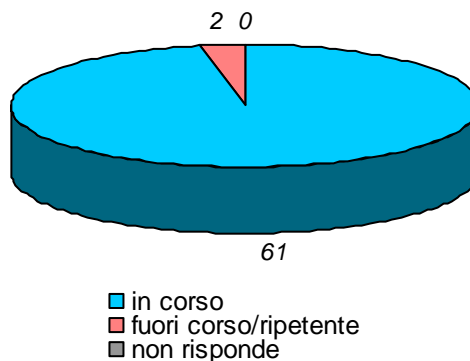
domanda 2: diploma scuola media sup.



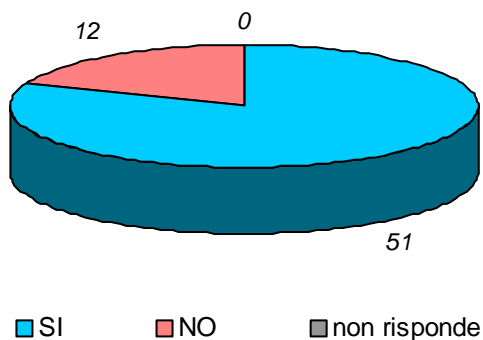
domanda 3: posizione lavorativa



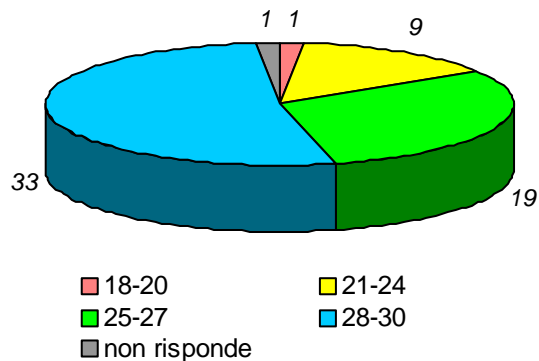
domanda 4: posizione universitaria



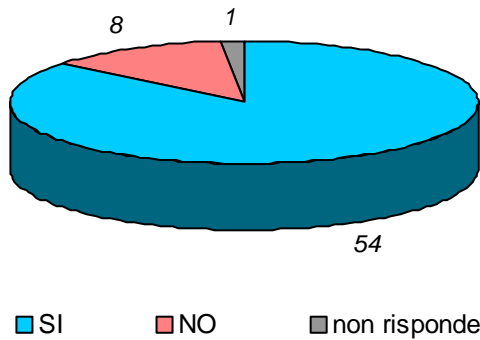
domanda 5: in regola con gli esami



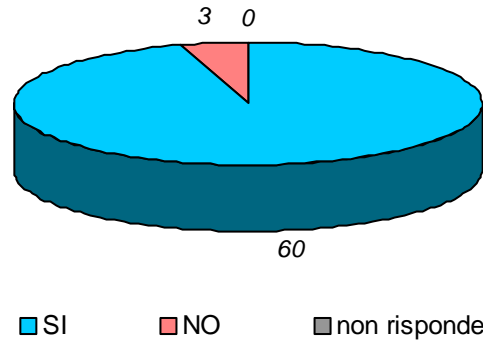
domanda 6: votazione media esami



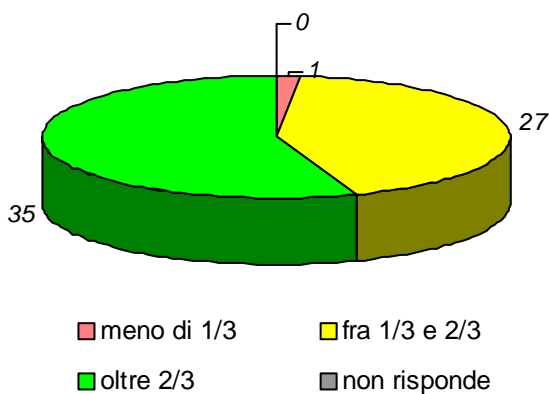
domanda 7: prima volta che affronta l'esame della disciplina



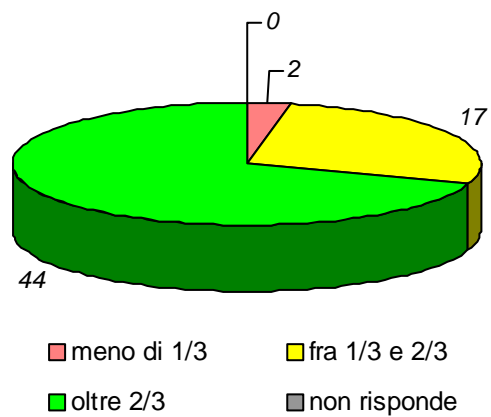
domanda 8: prima volta che segue la disciplina



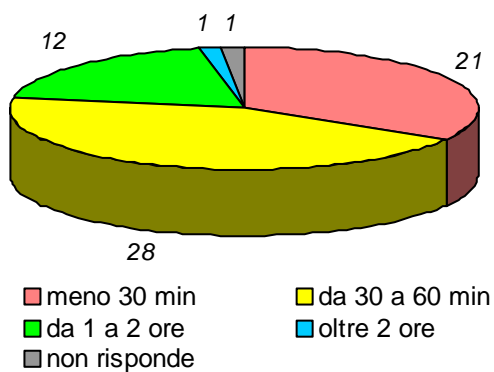
domanda 9: percentuale di frequenza della disciplina



domanda 10 : percentuale di frequenza delle discipline del piano studi

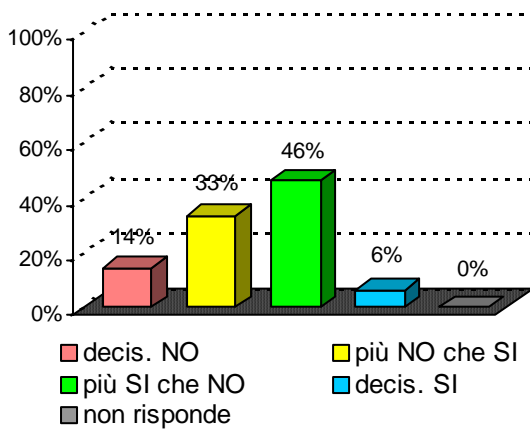


domanda 11 : tempo medio per raggiungere l'Università

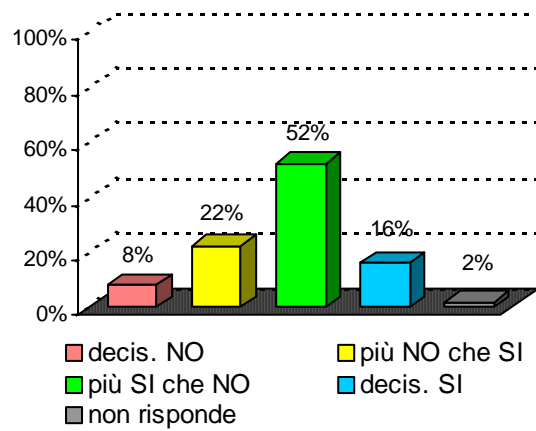


Organizzazione e Infrastrutture

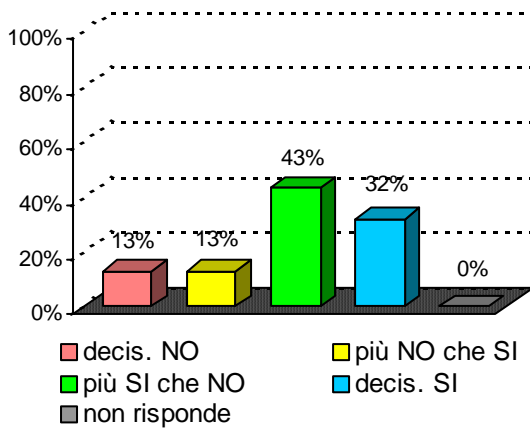
domanda 12 : accettabilità carico studio totale



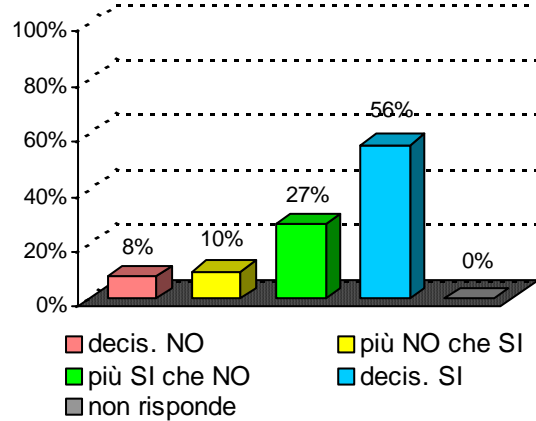
domanda 13 : accettabilità organizzazione complessiva



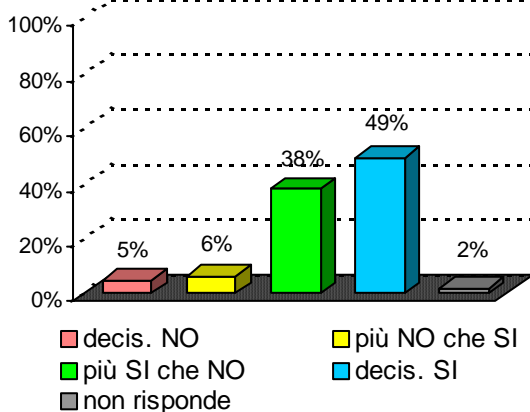
domanda 14 : chiarezza definizione modalità esame

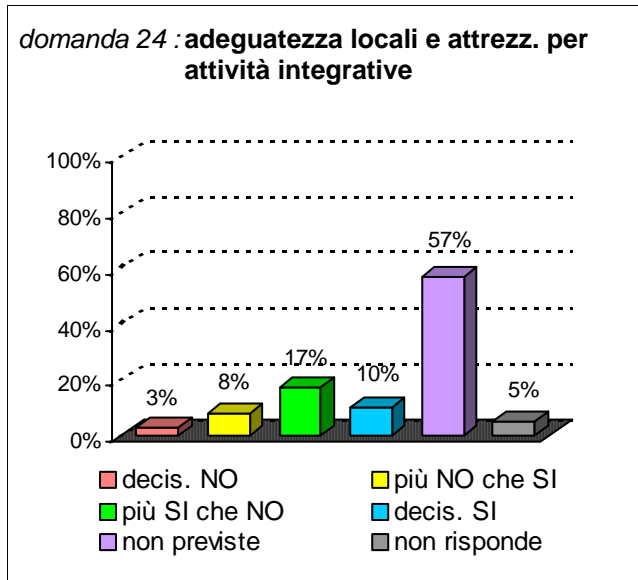
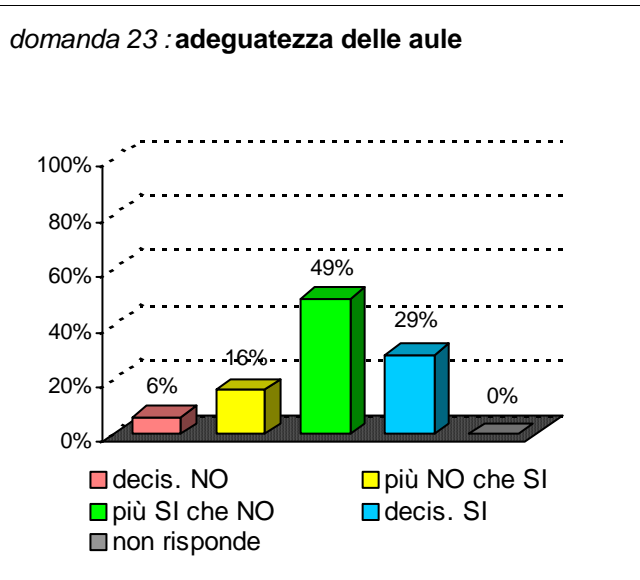


domanda 15 : rispetto orari svolgimento didattica

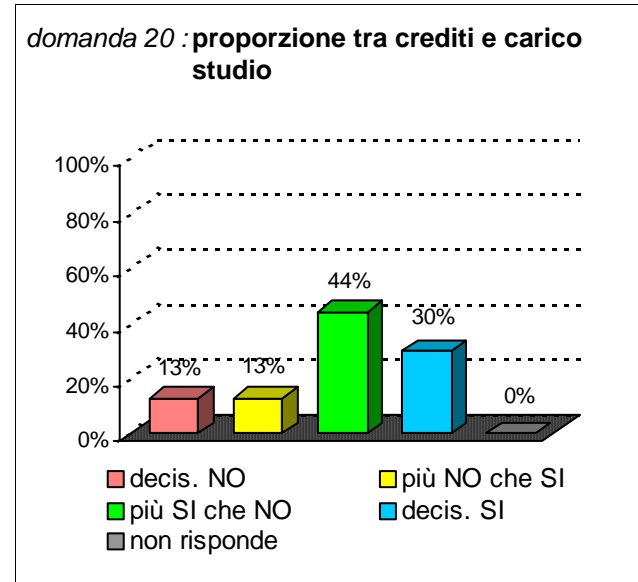
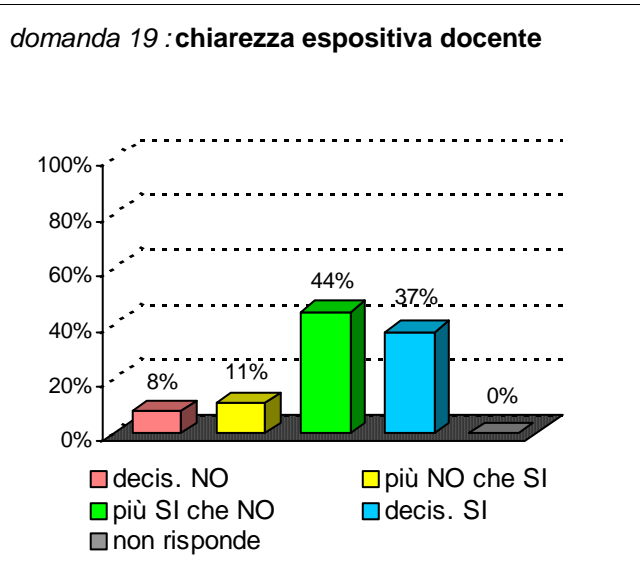
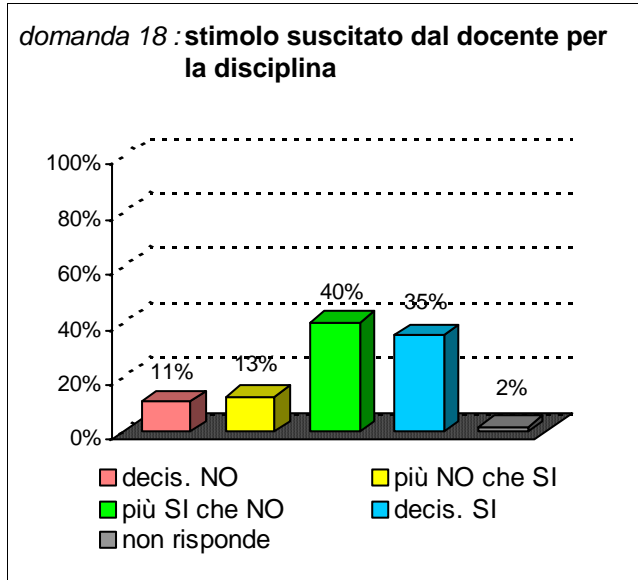
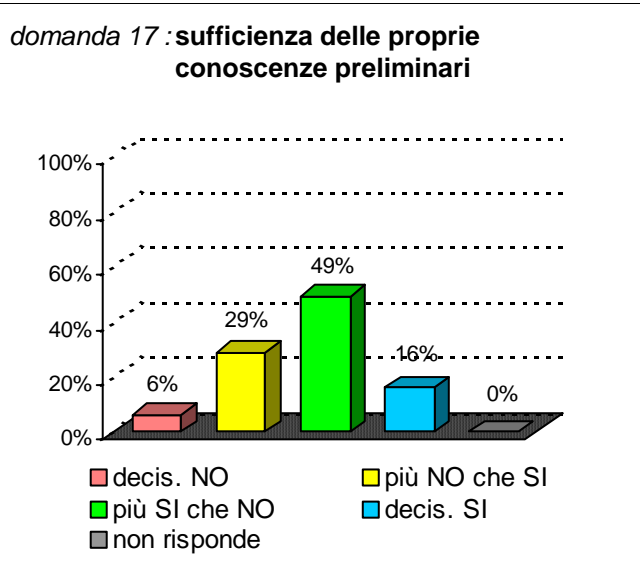


domanda 16 : reperibilità del docente

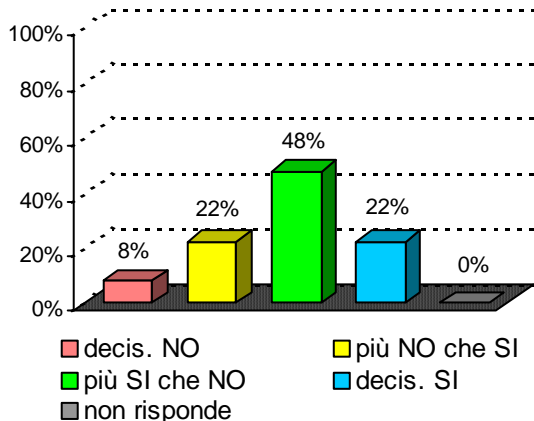




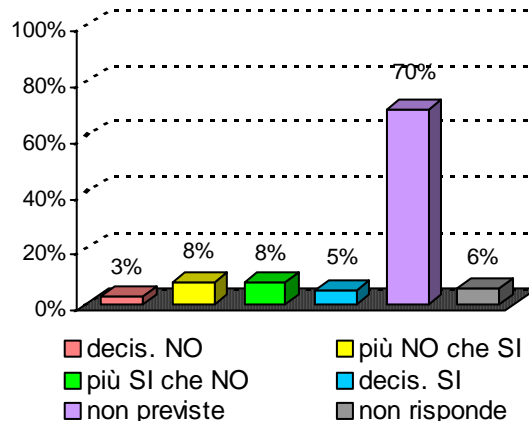
Didattica e Soddisfazione



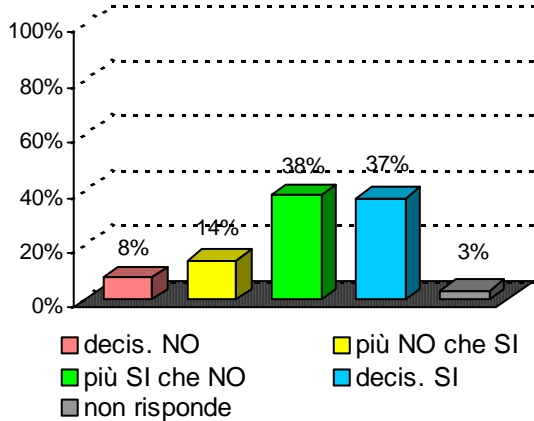
domanda 21 : adeguatezza materiale didattico



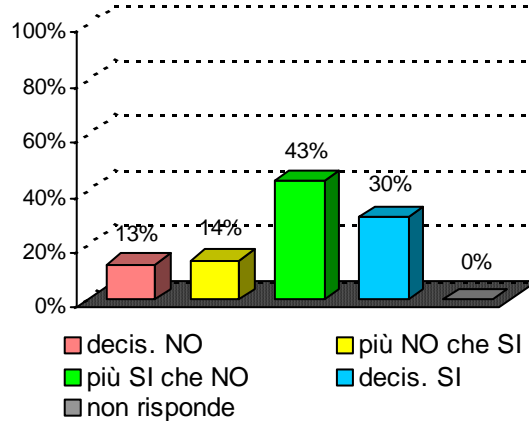
domanda 22 : utilità delle attività didattiche integrative



domanda 25 : interesse per argomenti della disciplina



domanda 26 : soddisfazione complessiva



Sintesi delle valutazioni (domande qualitative) dell'insegnamento confrontate con quelle del rispettivo Corso di Studi e del Dipartimento di afferenza

Valutazione dell' insegnamento con codice : 32385

domanda	decis. NO	più NO che SI	più SI che NO	decis. SI	non previste	non risponde
14	13%	13%	43%	32%		0%
15	8%	10%	27%	56%		0%
16	5%	6%	38%	49%		2%
17	6%	29%	49%	16%		0%
18	11%	13%	40%	35%		2%
19	8%	11%	44%	37%		0%
20	13%	13%	44%	30%		0%
21	8%	22%	48%	22%		0%
22	3%	8%	8%	5%	70%	6%
25	8%	14%	38%	37%		3%
26	13%	14%	43%	30%		0%

Valutazione del corso di laurea :

Scienze delle pubbliche amministrazioni

classe : LM-63

sede didattica : CATANIA

domanda	decis. NO	più NO che SI	più SI che NO	decis. SI	non previste	non risponde
14	8%	16%	41%	35%		0%
15	3%	7%	38%	52%		0%
16	3%	6%	43%	47%		1%
17	2%	13%	54%	30%		1%
18	3%	9%	46%	41%		1%
19	3%	9%	44%	43%		1%
20	6%	14%	49%	30%		1%
21	4%	10%	53%	32%		1%
22	4%	5%	22%	14%	50%	6%
25	4%	8%	43%	44%		1%
26	5%	9%	47%	38%		1%

Valutazione del Dipart. : Scienze Politiche e Sociali

domanda	decis. NO	più NO che SI	più SI che NO	decis. SI	non previste	non risponde
14	7%	15%	35%	42%		1%
15	4%	9%	35%	51%		1%
16	3%	7%	41%	48%		1%
17	5%	15%	49%	30%		0%
18	6%	13%	42%	39%		1%
19	5%	10%	39%	44%		1%
20	6%	15%	47%	32%		1%
21	4%	10%	50%	35%		1%
22	3%	7%	19%	12%	53%	6%
25	3%	8%	38%	50%		0%
26	6%	11%	43%	40%		1%