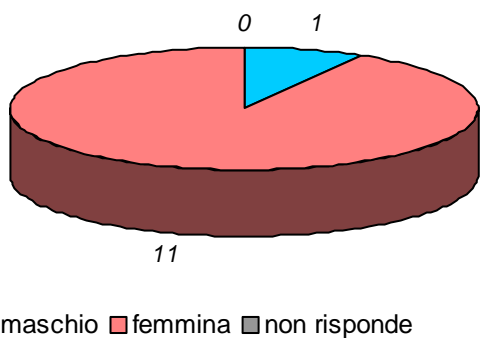


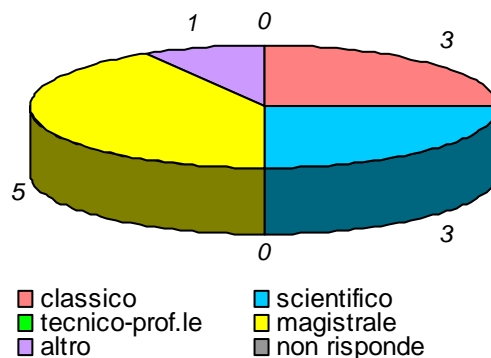
schede valide : 12 schede bianche : 0 schede nulle : 0

Informazioni degli studenti

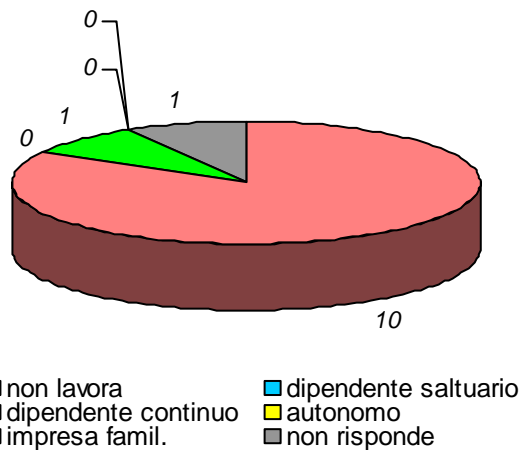
domanda 1: sesso



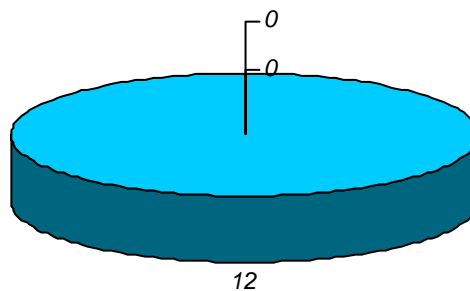
domanda 2: diploma scuola media sup.



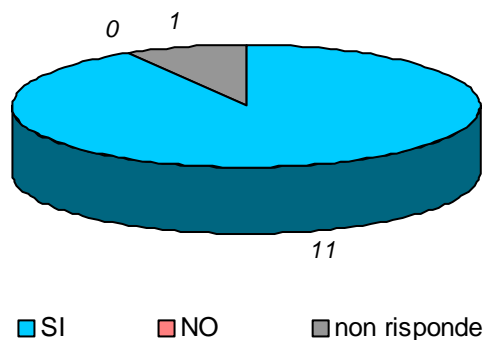
domanda 3: posizione lavorativa



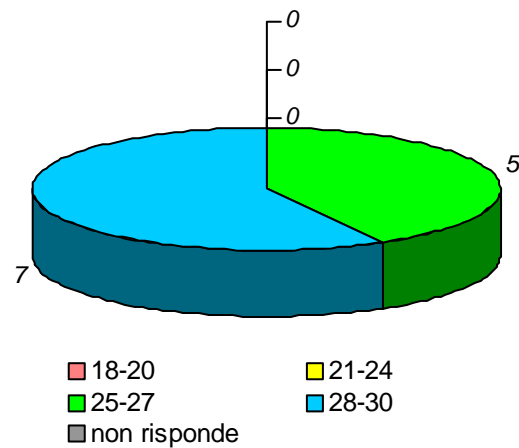
domanda 4: posizione universitaria



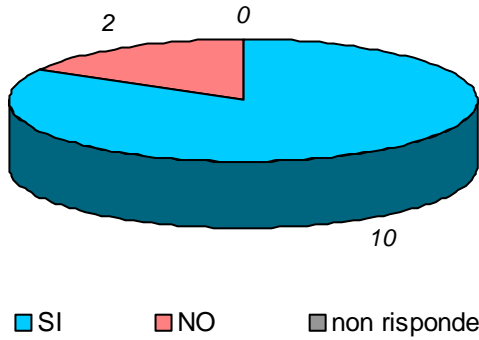
domanda 5: in regola con gli esami



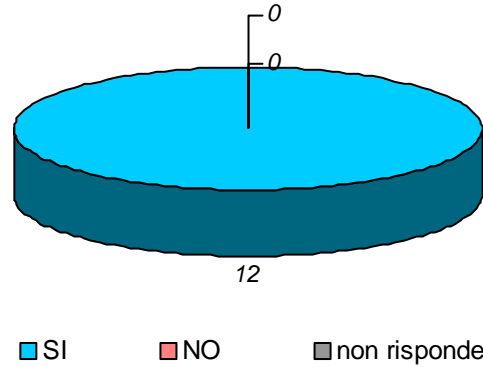
domanda 6: votazione media esami



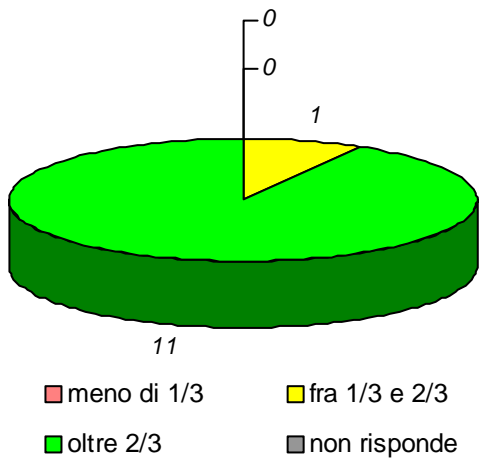
domanda 7: prima volta che affronta l'esame della disciplina



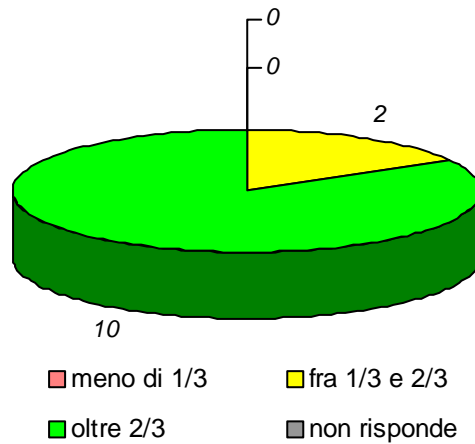
domanda 8: prima volta che segue la disciplina



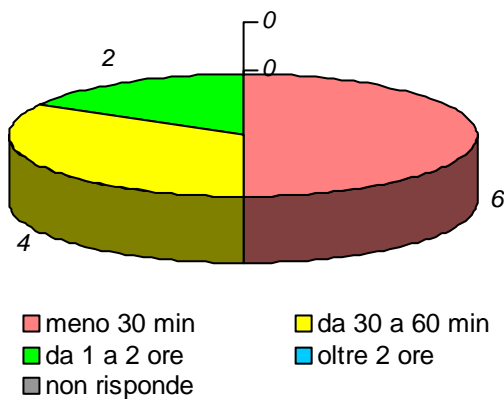
domanda 9: percentuale di frequenza della disciplina



domanda 10 : percentuale di frequenza delle discipline del piano studi

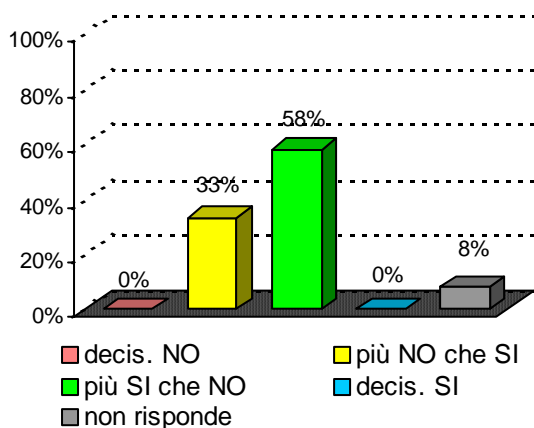


domanda 11 : tempo medio per raggiungere l'Università

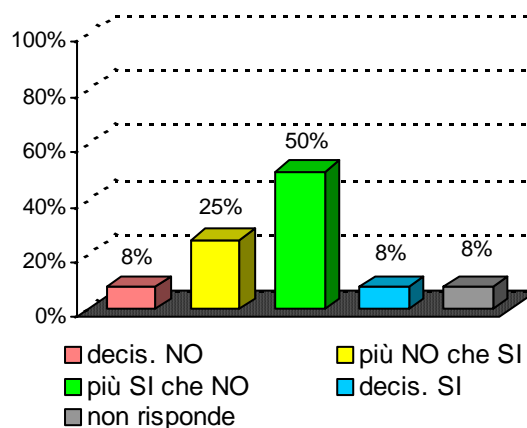


Organizzazione e Infrastrutture

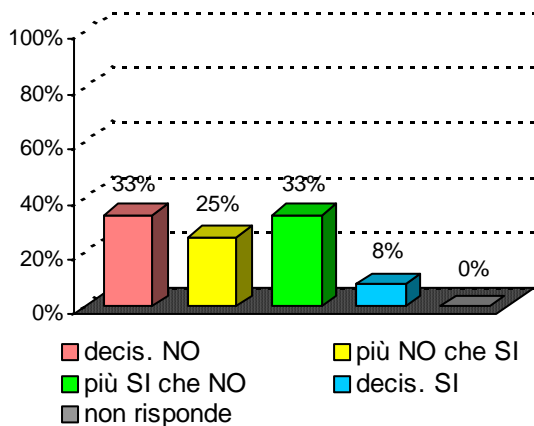
domanda 12 : accettabilità carico studio totale



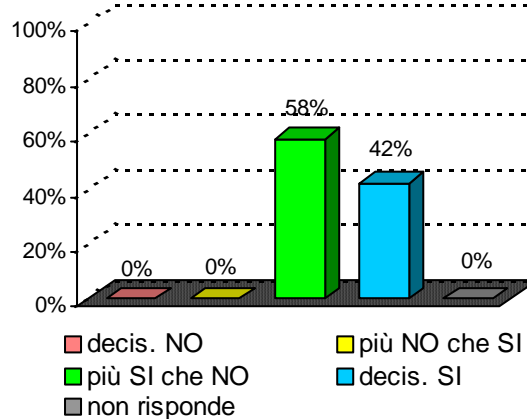
domanda 13 : accettabilità organizzazione complessiva



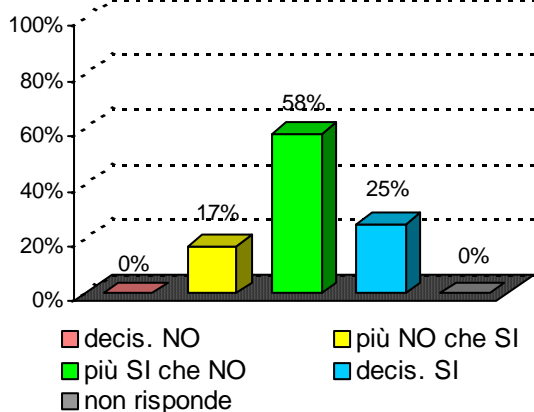
domanda 14 : chiarezza definizione modalità esame

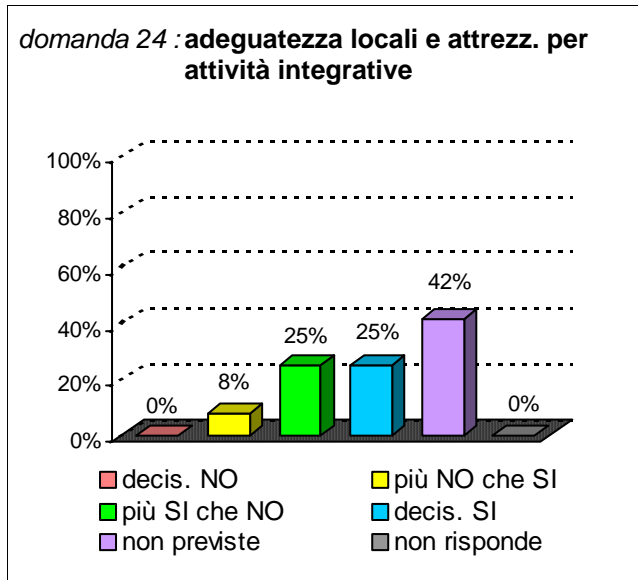
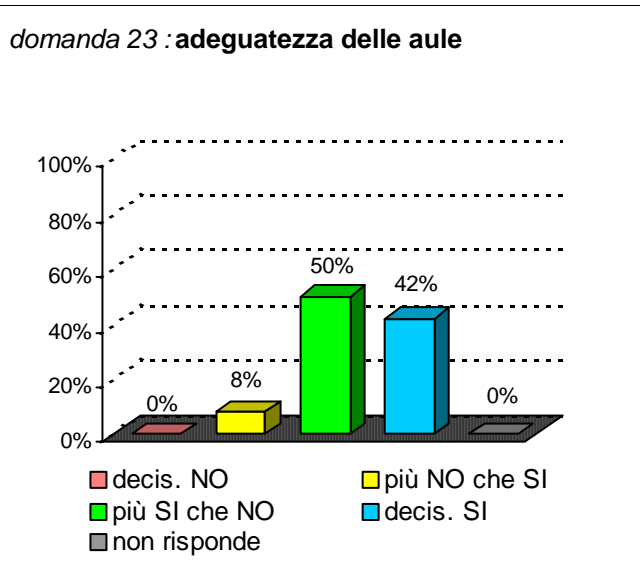


domanda 15 : rispetto orari svolgimento didattica

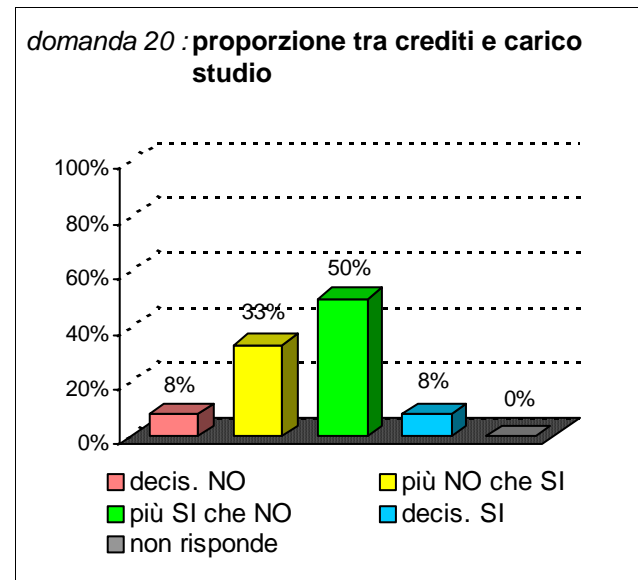
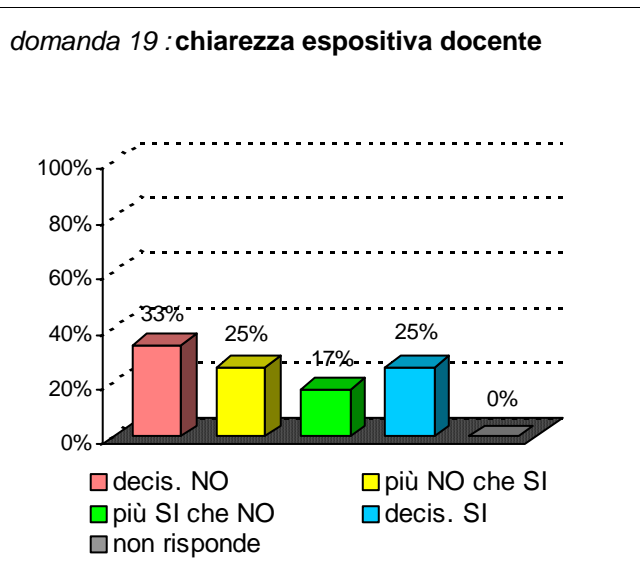
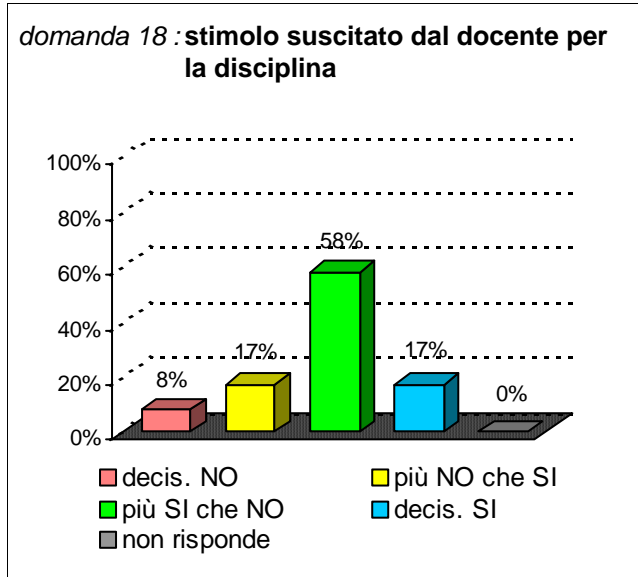
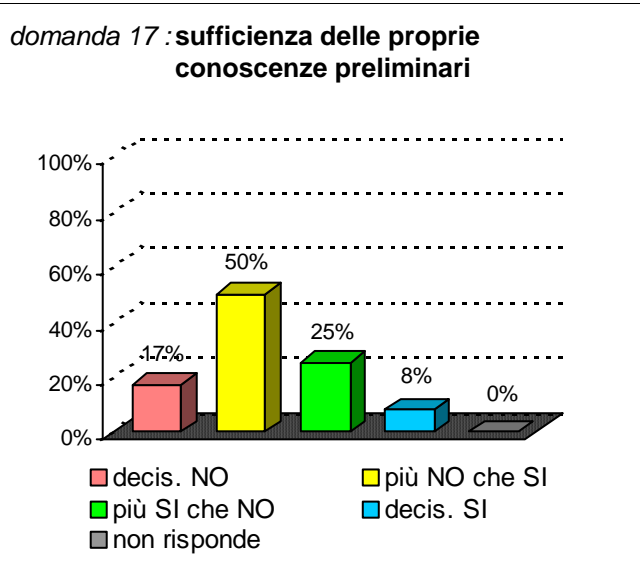


domanda 16 : reperibilità del docente

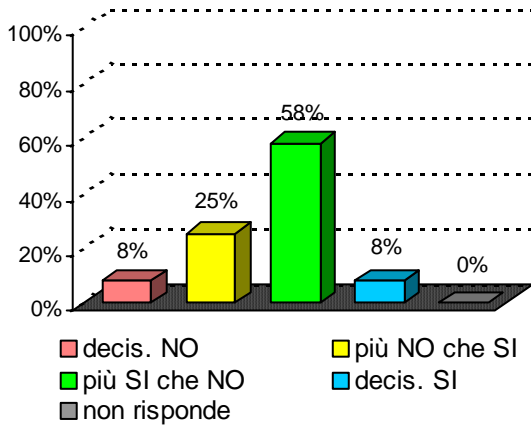




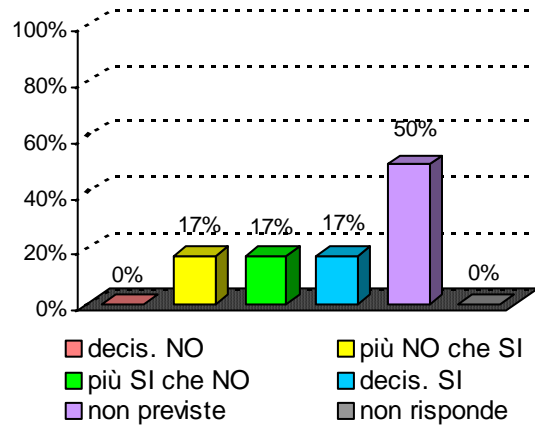
Didattica e Soddisfazione



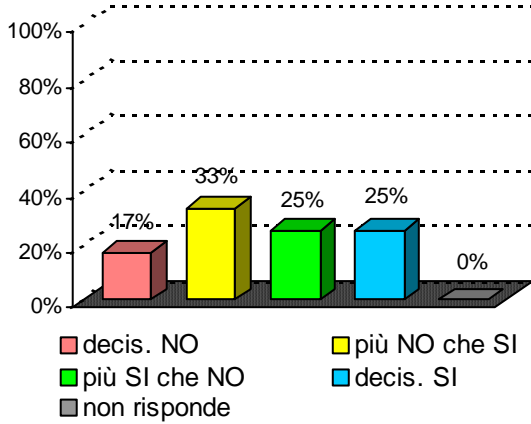
domanda 21 : adeguatezza materiale didattico



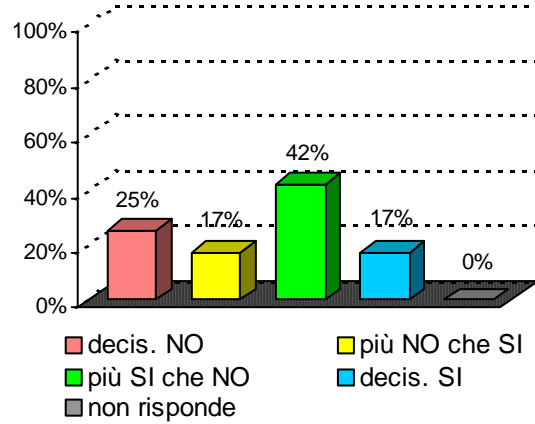
domanda 22 : utilità delle attività didattiche integrative



domanda 25 : interesse per argomenti della disciplina



domanda 26 : soddisfazione complessiva



Sintesi delle valutazioni (domande qualitative) dell'insegnamento confrontate con quelle del rispettivo Corso di Studi e del Dipartimento di afferenza

Valutazione dell' insegnamento con codice : **32675**

domanda	decis. NO	più NO che SI	più SI che NO	decis. SI	non previste	non risponde
14	33%	25%	33%	8%		0%
15	0%	0%	58%	42%		0%
16	0%	17%	58%	25%		0%
17	17%	50%	25%	8%		0%
18	8%	17%	58%	17%		0%
19	33%	25%	17%	25%		0%
20	8%	33%	50%	8%		0%
21	8%	25%	58%	8%		0%
22	0%	17%	17%	17%	50%	0%
25	17%	33%	25%	25%		0%
26	25%	17%	42%	17%		0%

Valutazione del corso di laurea :

Sociologia

classe : **LM-88**

sede didattica : **CATANIA**

domanda	decis. NO	più NO che SI	più SI che NO	decis. SI	non previste	non risponde
14	3%	12%	27%	58%		0%
15	1%	2%	24%	73%		1%
16	1%	2%	27%	69%		1%
17	4%	20%	40%	36%		0%
18	3%	8%	33%	55%		1%
19	4%	7%	27%	61%		2%
20	2%	16%	44%	38%		0%
21	1%	9%	43%	46%		0%
22	2%	4%	18%	23%	49%	4%
25	3%	9%	31%	56%		0%
26	4%	9%	33%	53%		0%

Valutazione del Dipart. : **Scienze Politiche e Sociali**

domanda	decis. NO	più NO che SI	più SI che NO	decis. SI	non previste	non risponde
14	7%	15%	35%	42%		1%
15	4%	9%	35%	51%		1%
16	3%	7%	41%	48%		1%
17	5%	15%	49%	30%		0%
18	6%	13%	42%	39%		1%
19	5%	10%	39%	44%		1%
20	6%	15%	47%	32%		1%
21	4%	10%	50%	35%		1%
22	3%	7%	19%	12%	53%	6%
25	3%	8%	38%	50%		0%
26	6%	11%	43%	40%		1%