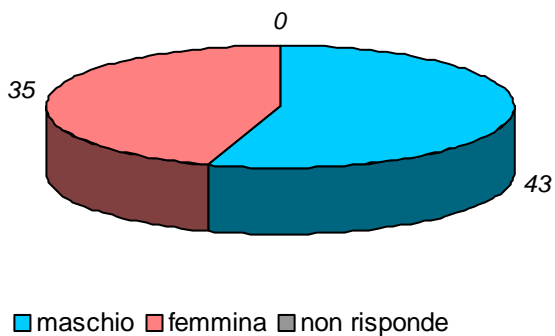


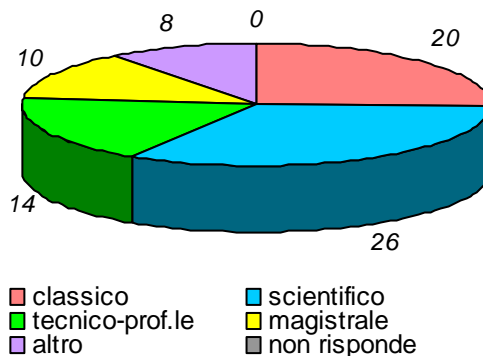
schede valide : 78    schede bianche : 0    schede nulle : 0

**Informazioni degli studenti**

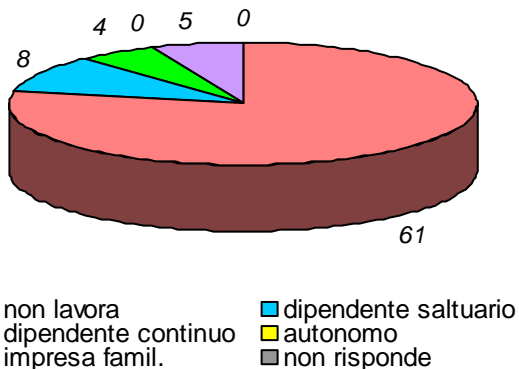
domanda 1: sesso



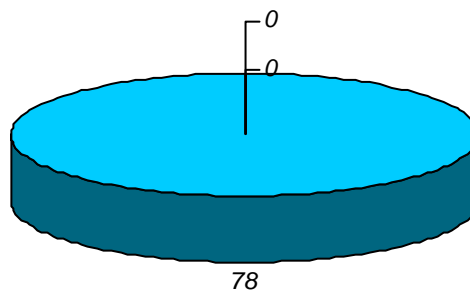
domanda 2: diploma scuola media sup.



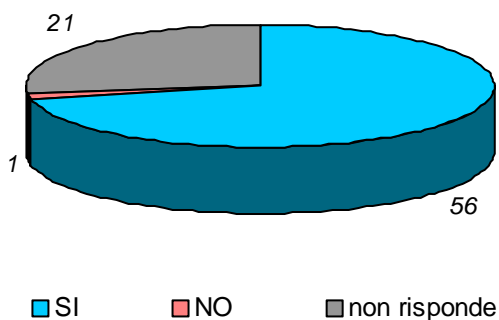
domanda 3: posizione lavorativa



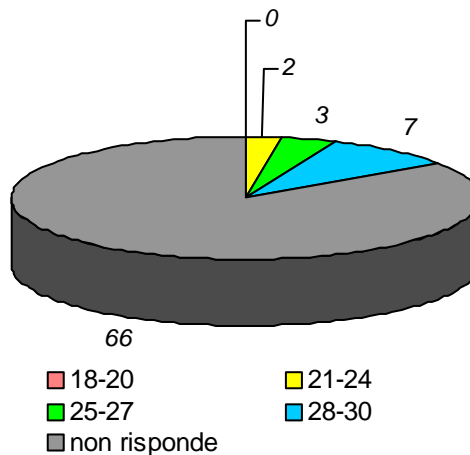
domanda 4: posizione universitaria



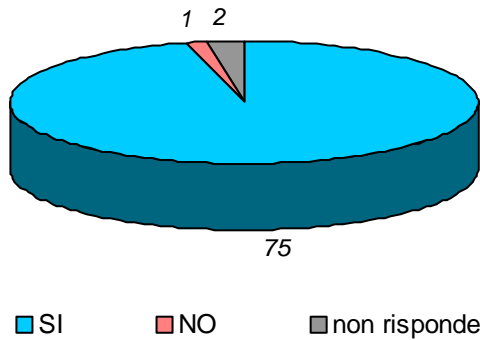
domanda 5: in regola con gli esami



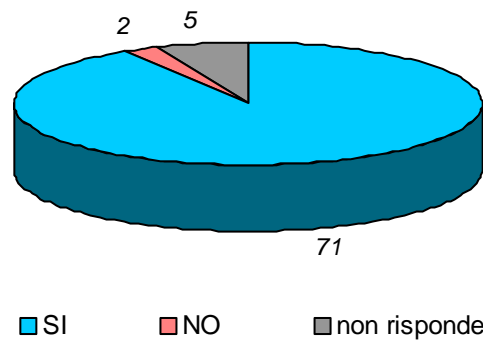
domanda 6: votazione media esami



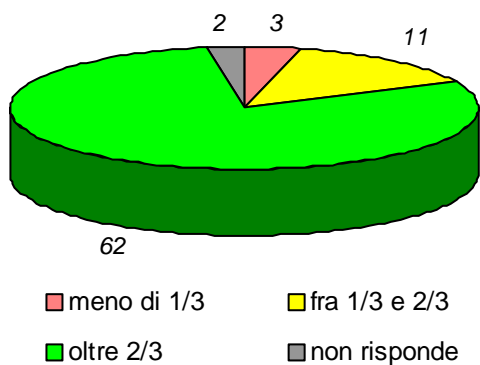
domanda 7: prima volta che affronta l'esame della disciplina



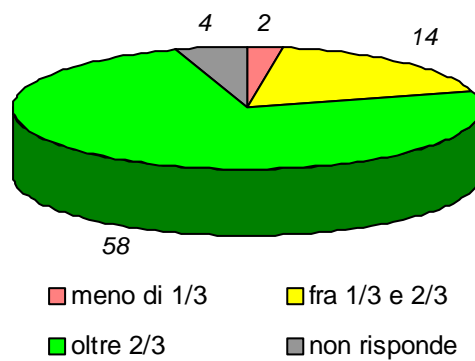
domanda 8: prima volta che segue la disciplina



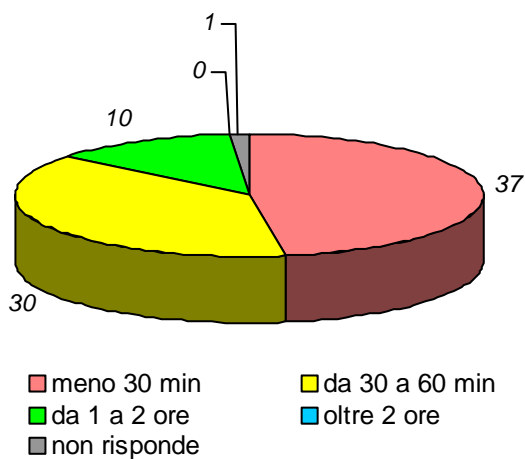
domanda 9: percentuale di frequenza della disciplina



domanda 10 : percentuale di frequenza delle discipline del piano studi

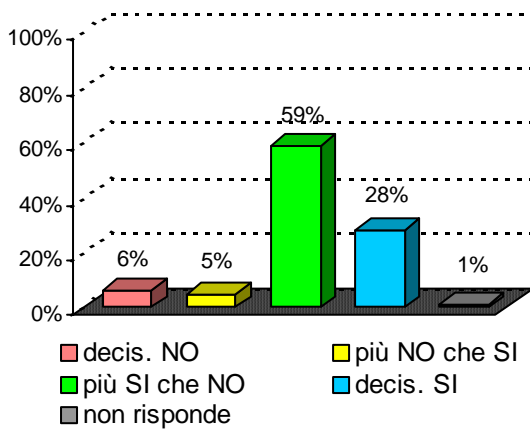


domanda 11 : tempo medio per raggiungere l'Università

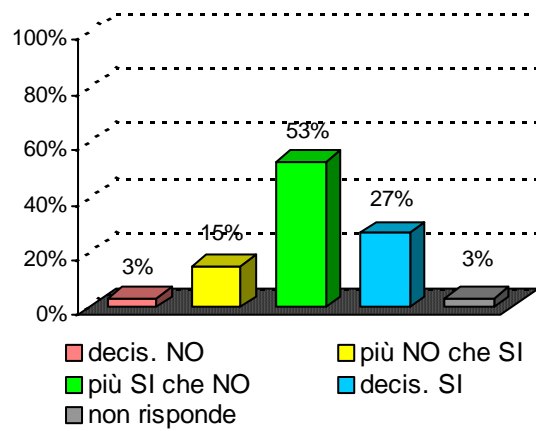


Organizzazione e Infrastrutture

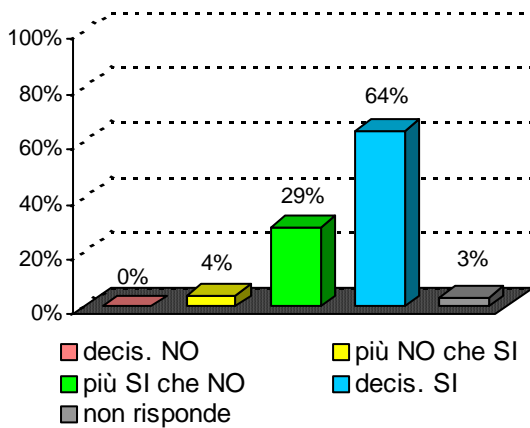
domanda 12 : accettabilità carico studio totale



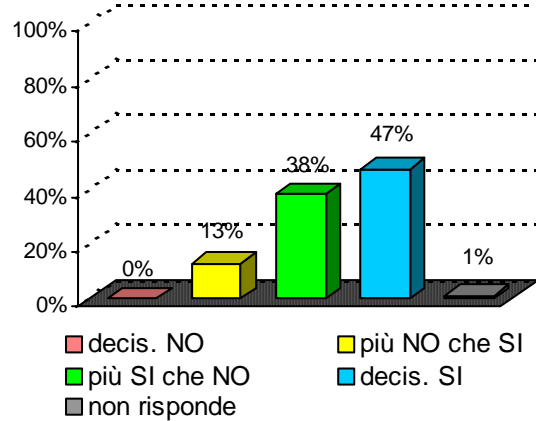
domanda 13 : accettabilità organizzazione complessiva



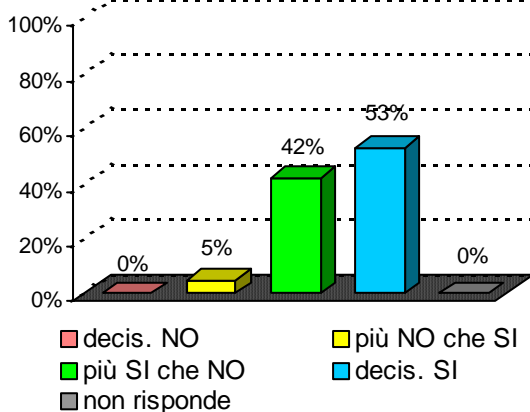
domanda 14 : chiarezza definizione modalità esame

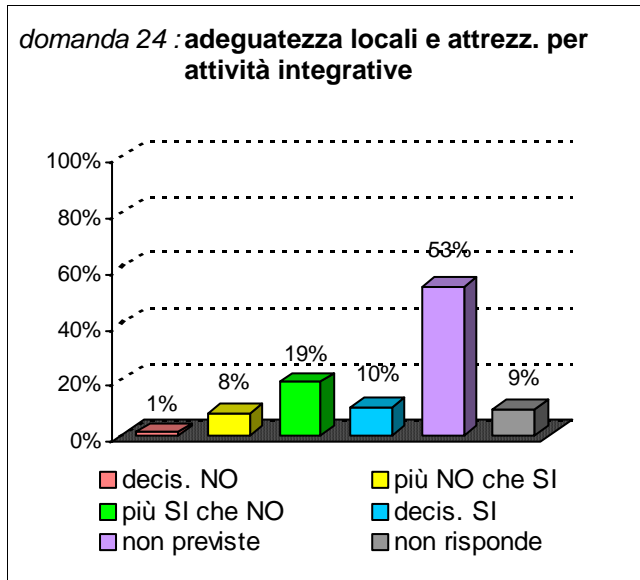
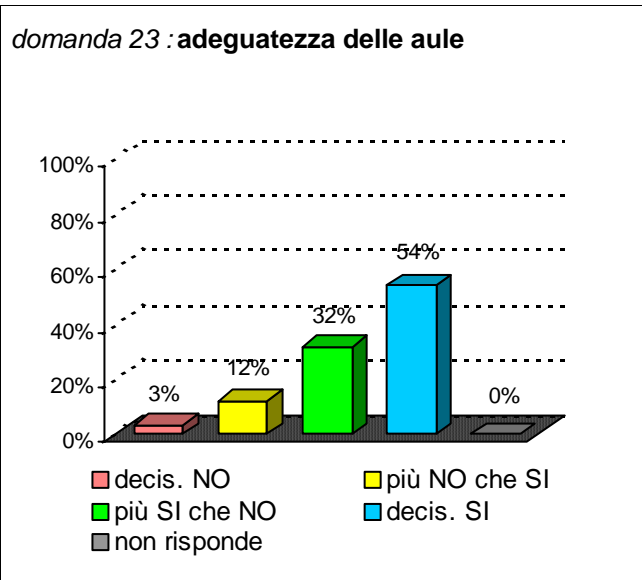


domanda 15 : rispetto orari svolgimento didattica

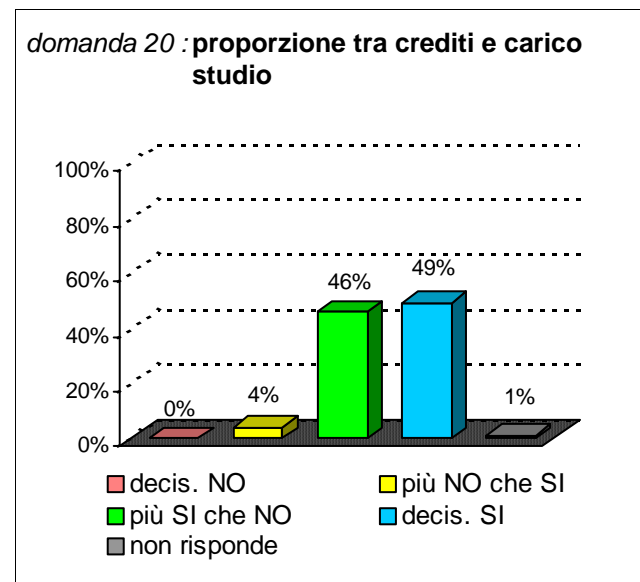
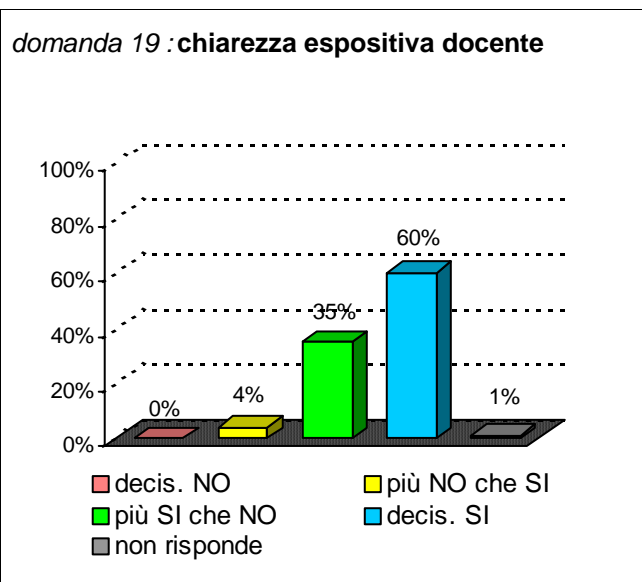
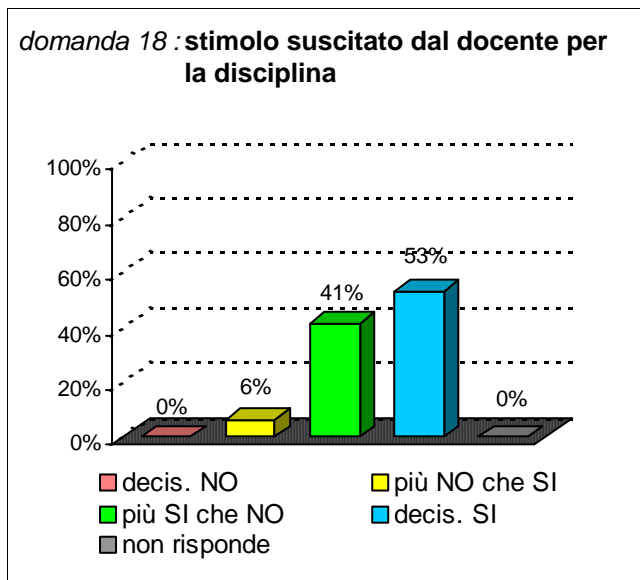
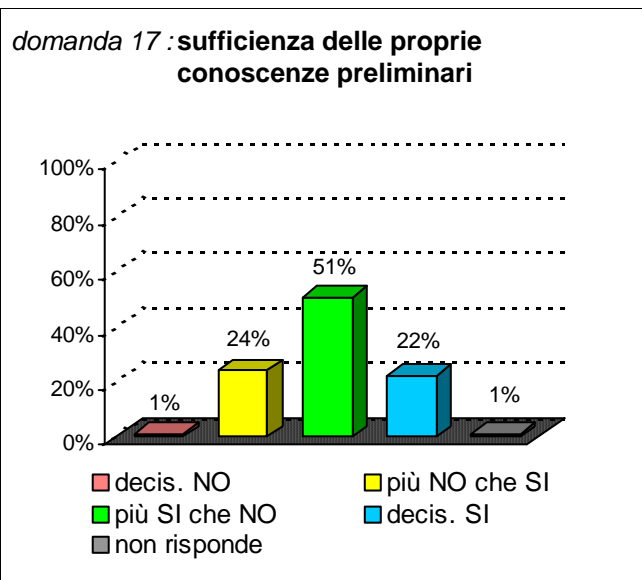


domanda 16 : reperibilità del docente

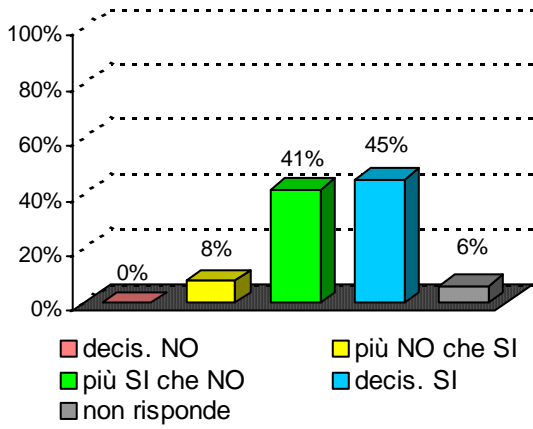




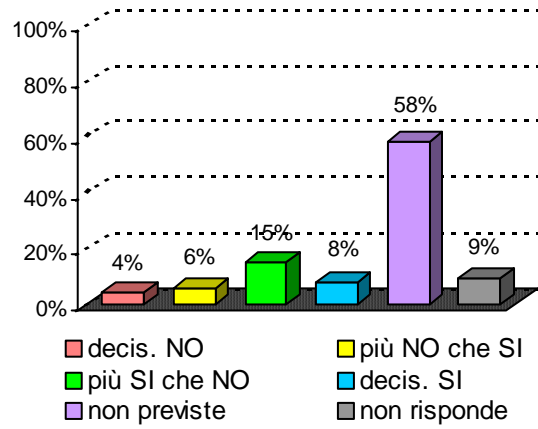
**Didattica e Soddisfazione**



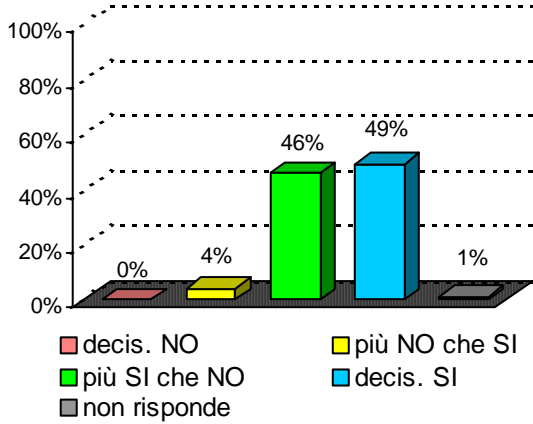
domanda 21 : adeguatezza materiale didattico



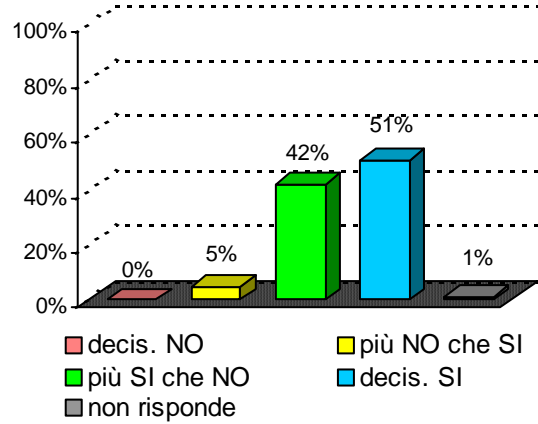
domanda 22 : utilità delle attività didattiche integrative



domanda 25 : interesse per argomenti della disciplina



domanda 26 : soddisfazione complessiva



**Sintesi delle valutazioni (domande qualitative) dell'insegnamento confrontate con quelle del rispettivo Corso di Studi e del Dipartimento di afferenza**

Valutazione dell' insegnamento con codice : **33610**

domanda	decis. NO	più NO che SI	più SI che NO	decis. SI	non previste	non risponde
14	0%	4%	29%	64%		3%
15	0%	13%	38%	47%		1%
16	0%	5%	42%	53%		0%
17	1%	24%	51%	22%		1%
18	0%	6%	41%	53%		0%
19	0%	4%	35%	60%		1%
20	0%	4%	46%	49%		1%
21	0%	8%	41%	45%		6%
22	4%	6%	15%	8%	58%	9%
25	0%	4%	46%	49%		1%
26	0%	5%	42%	51%		1%

Valutazione del corso di laurea :

**Storia e scienze politiche e delle relazioni internazionali**

classe : **L-36/42**

sede didattica : **CATANIA**

domanda	decis. NO	più NO che SI	più SI che NO	decis. SI	non previste	non risponde
14	16%	13%	30%	40%		1%
15	5%	11%	34%	48%		1%
16	8%	8%	44%	40%		1%
17	6%	21%	41%	31%		1%
18	10%	14%	38%	37%		1%
19	9%	13%	36%	42%		1%
20	6%	13%	47%	33%		1%
21	6%	8%	49%	35%		1%
22	5%	6%	21%	12%	49%	7%
25	3%	5%	36%	54%		1%
26	10%	11%	35%	43%		1%

Valutazione del Dipart. : **Scienze Politiche e Sociali**

domanda	decis. NO	più NO che SI	più SI che NO	decis. SI	non previste	non risponde
14	7%	15%	35%	42%		1%
15	4%	9%	35%	51%		1%
16	3%	7%	41%	48%		1%
17	5%	15%	49%	30%		0%
18	6%	13%	42%	39%		1%
19	5%	10%	39%	44%		1%
20	6%	15%	47%	32%		1%
21	4%	10%	50%	35%		1%
22	3%	7%	19%	12%	53%	6%
25	3%	8%	38%	50%		0%
26	6%	11%	43%	40%		1%