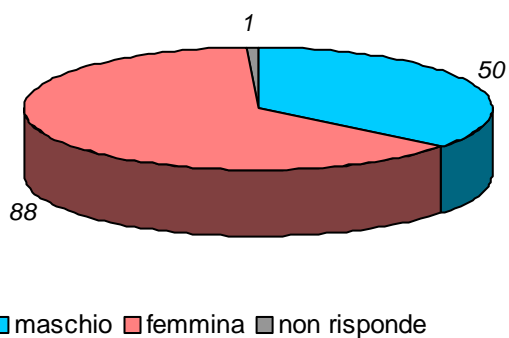


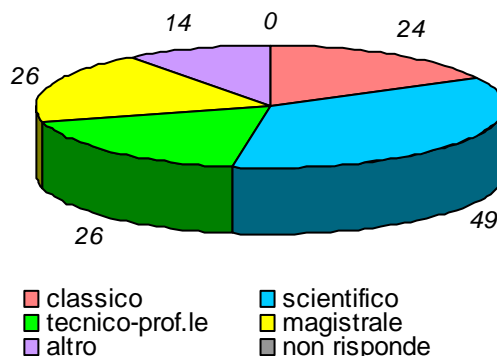
schede valide : 139 schede bianche : 0 schede nulle : 0

Informazioni degli studenti

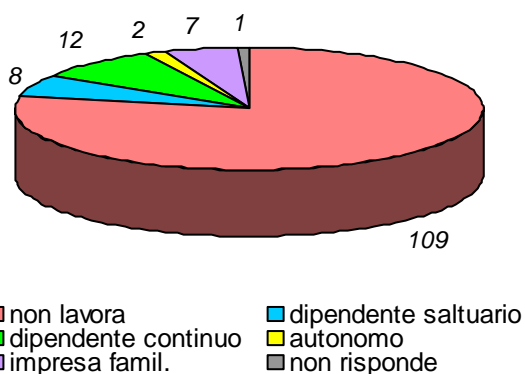
domanda 1: sesso



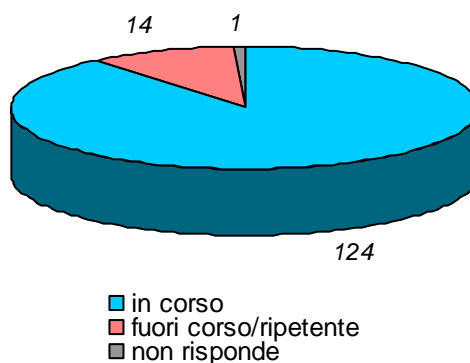
domanda 2: diploma scuola media sup.



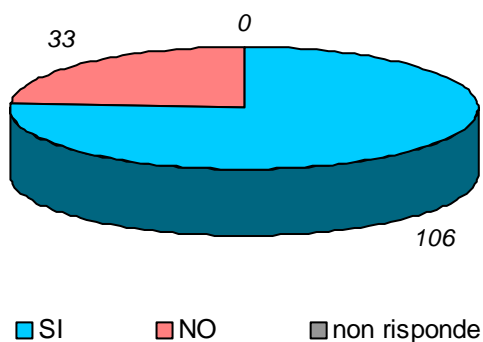
domanda 3: posizione lavorativa



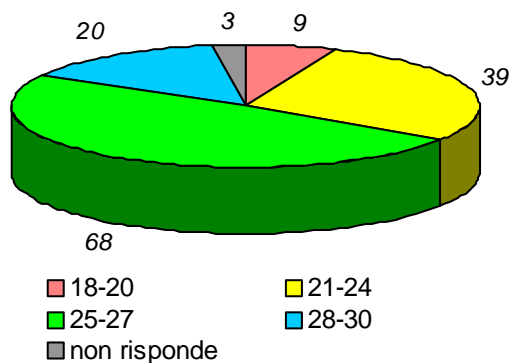
domanda 4: posizione universitaria



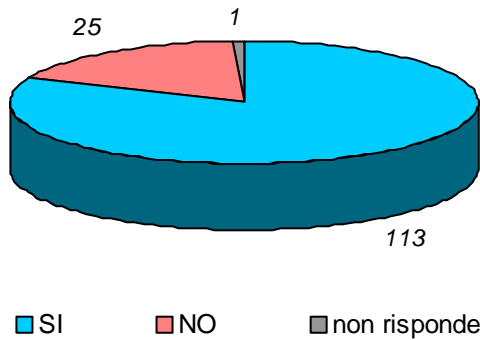
domanda 5: in regola con gli esami



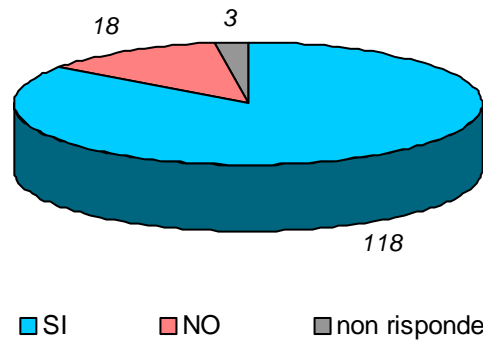
domanda 6: votazione media esami



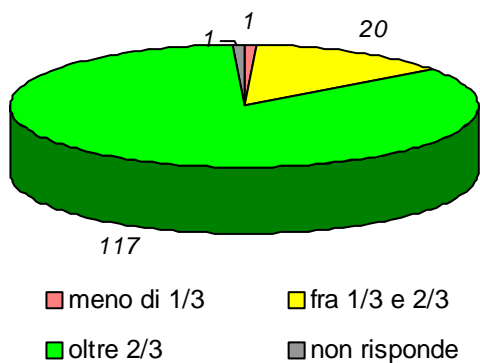
domanda 7: prima volta che affronta l'esame della disciplina



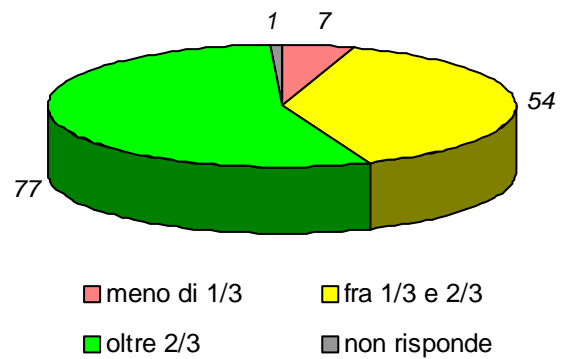
domanda 8: prima volta che segue la disciplina



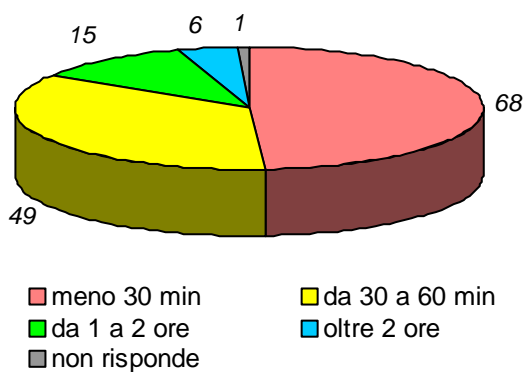
domanda 9: percentuale di frequenza della disciplina



domanda 10 : percentuale di frequenza delle discipline del piano studi

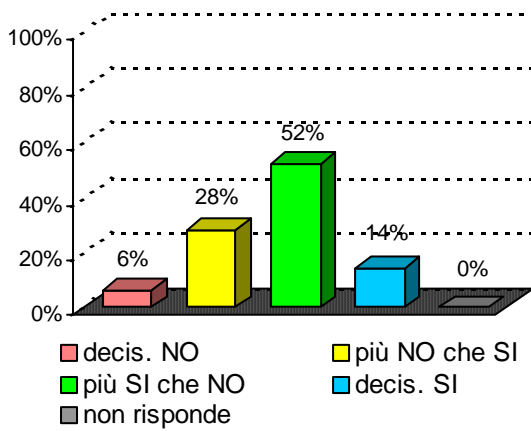


domanda 11 : tempo medio per raggiungere l'Università

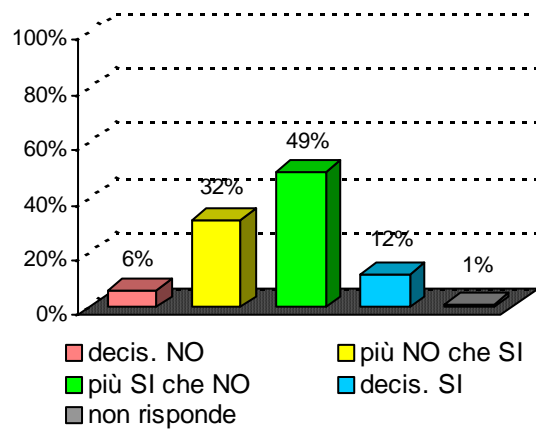


Organizzazione e Infrastrutture

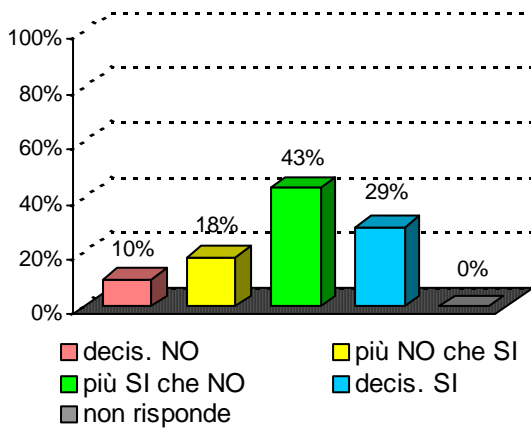
domanda 12 : accettabilità carico studio totale



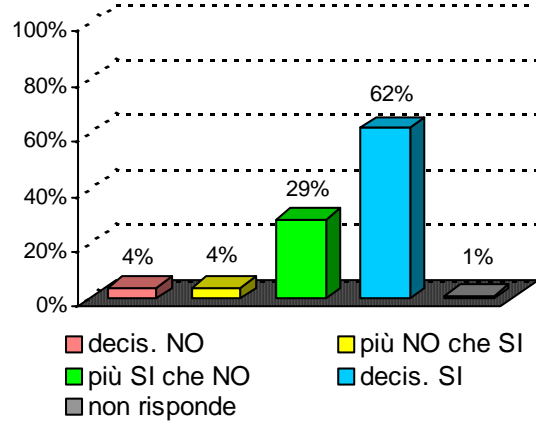
domanda 13 : accettabilità organizzazione complessiva



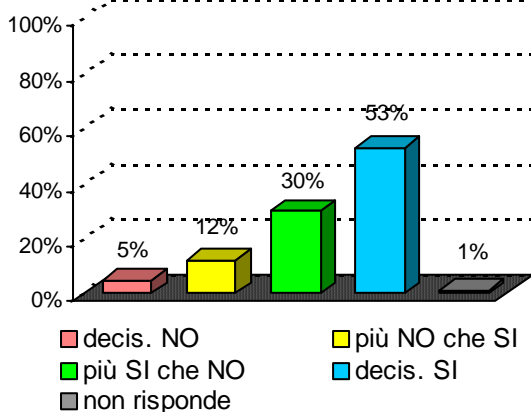
domanda 14 : chiarezza definizione modalità esame

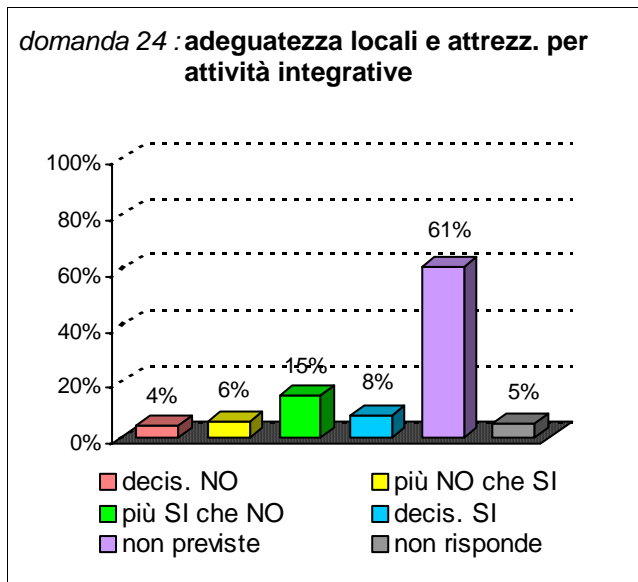
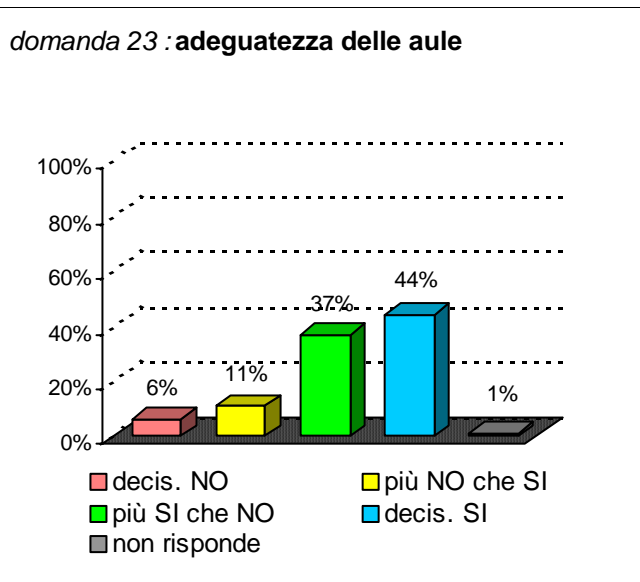


domanda 15 : rispetto orari svolgimento didattica

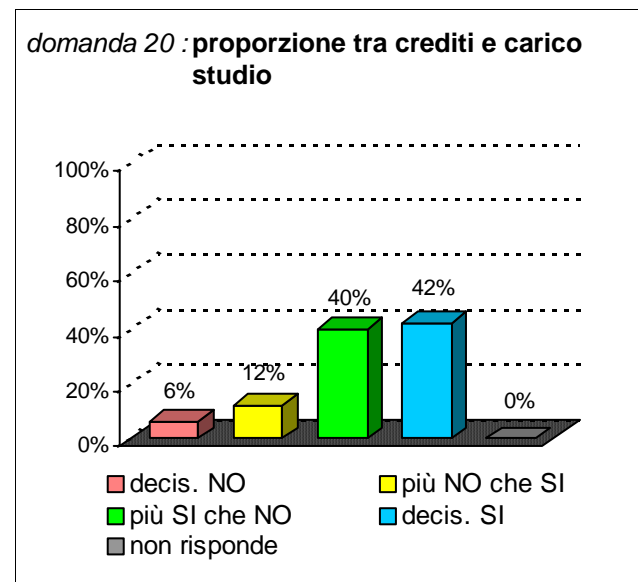
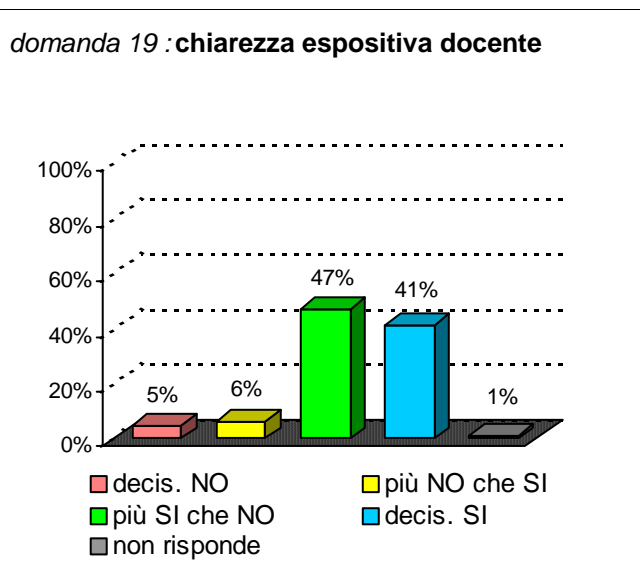
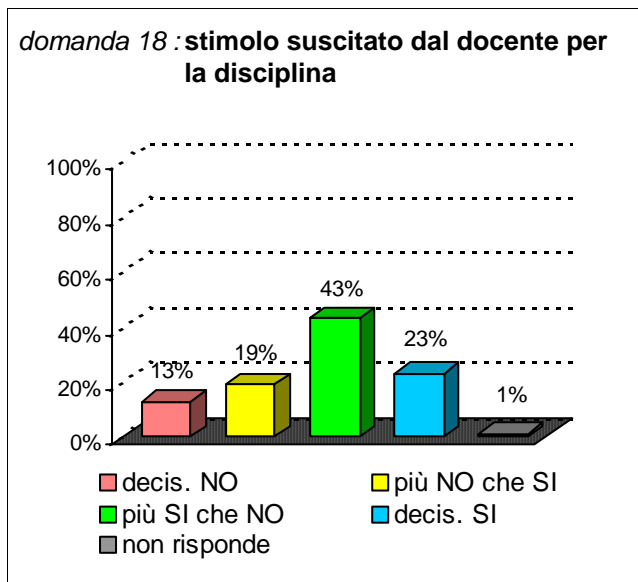
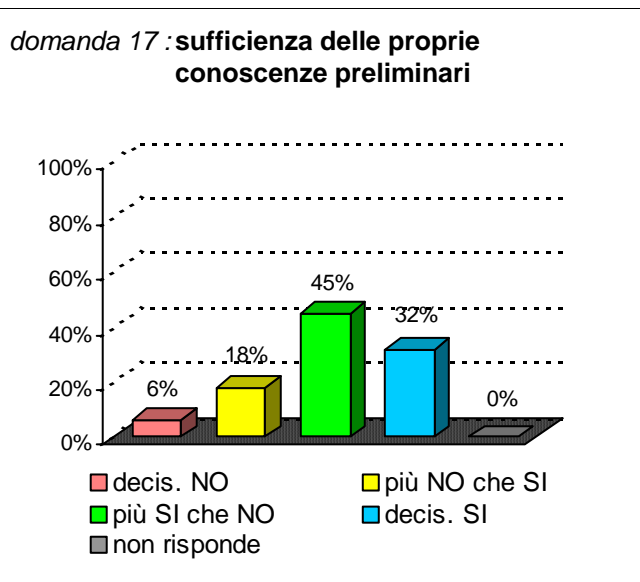


domanda 16 : reperibilità del docente

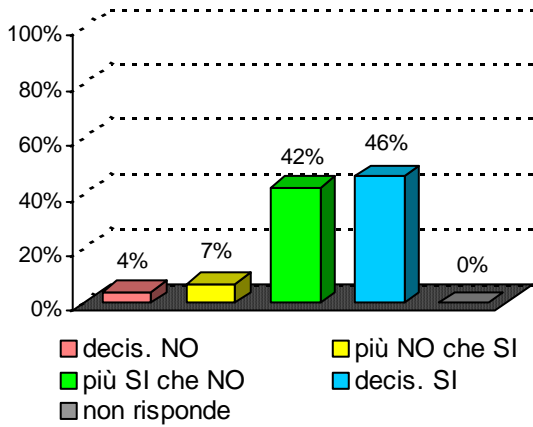




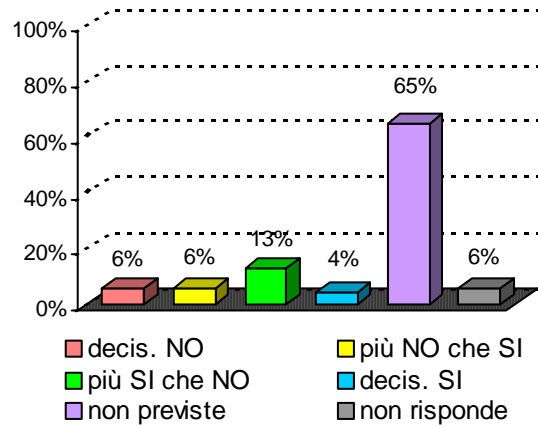
Didattica e Soddisfazione



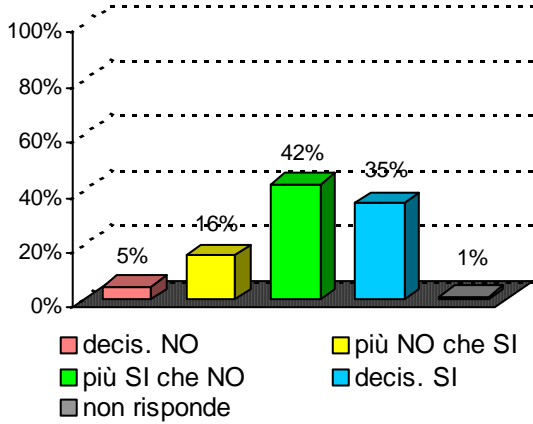
domanda 21 : adeguatezza materiale didattico



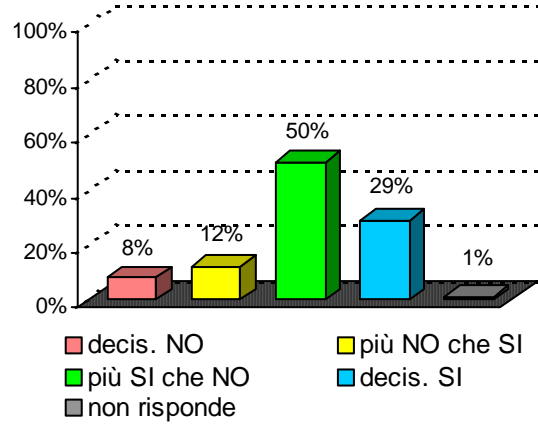
domanda 22 : utilità delle attività didattiche integrative



domanda 25 : interesse per argomenti della disciplina



domanda 26 : soddisfazione complessiva



Sintesi delle valutazioni (domande qualitative) dell'insegnamento confrontate con quelle del rispettivo Corso di Studi e del Dipartimento di afferenza

Valutazione dell' insegnamento con codice : **33641**

domanda	decis. NO	più NO che SI	più SI che NO	decis. SI	non previste	non risponde
14	10%	18%	43%	29%		0%
15	4%	4%	29%	62%		1%
16	5%	12%	30%	53%		1%
17	6%	18%	45%	32%		0%
18	13%	19%	43%	23%		1%
19	5%	6%	47%	41%		1%
20	6%	12%	40%	42%		0%
21	4%	7%	42%	46%		0%
22	6%	6%	13%	4%	65%	6%
25	5%	16%	42%	35%		1%
26	8%	12%	50%	29%		1%

Valutazione del corso di laurea :

Scienze dell'amministrazione e della organizzazione

classe : **L-16**

sede didattica : **CATANIA**

domanda	decis. NO	più NO che SI	più SI che NO	decis. SI	non previste	non risponde
14	8%	22%	39%	30%		1%
15	3%	10%	41%	45%		1%
16	3%	9%	43%	42%		2%
17	5%	15%	46%	33%		1%
18	10%	14%	47%	28%		1%
19	6%	13%	43%	37%		1%
20	4%	13%	45%	38%		1%
21	4%	8%	51%	35%		1%
22	5%	5%	20%	7%	54%	9%
25	3%	10%	44%	42%		1%
26	5%	12%	51%	31%		0%

Valutazione del Dipart. : **Scienze Politiche e Sociali**

domanda	decis. NO	più NO che SI	più SI che NO	decis. SI	non previste	non risponde
14	7%	15%	35%	42%		1%
15	4%	9%	35%	51%		1%
16	3%	7%	41%	48%		1%
17	5%	15%	49%	30%		0%
18	6%	13%	42%	39%		1%
19	5%	10%	39%	44%		1%
20	6%	15%	47%	32%		1%
21	4%	10%	50%	35%		1%
22	3%	7%	19%	12%	53%	6%
25	3%	8%	38%	50%		0%
26	6%	11%	43%	40%		1%