

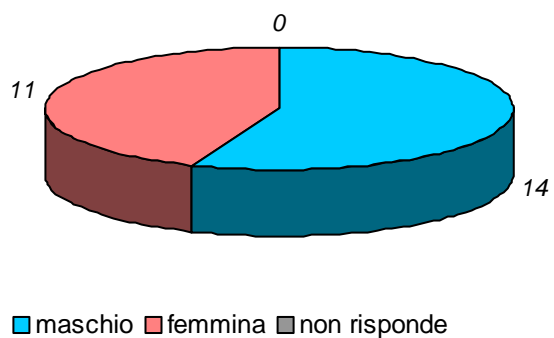
schede valide : 25

schede bianche : 0

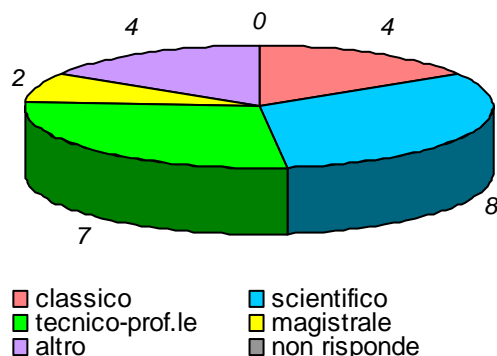
schede nulle : 0

Informazioni degli studenti

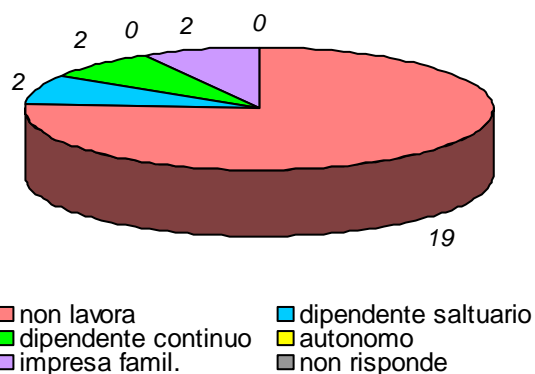
domanda 1: sesso



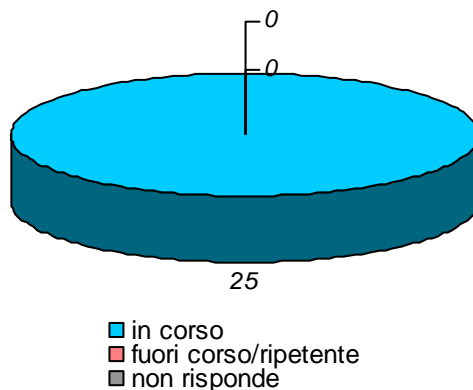
domanda 2: diploma scuola media sup.



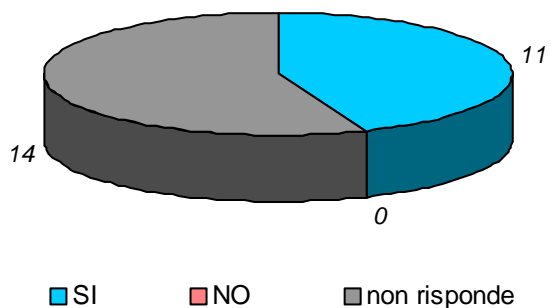
domanda 3: posizione lavorativa



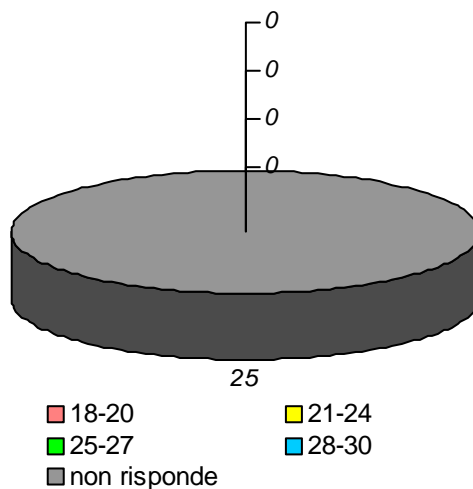
domanda 4: posizione universitaria



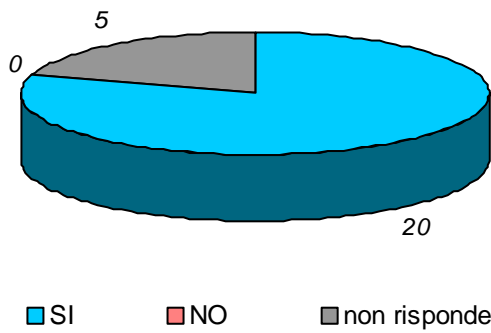
domanda 5: in regola con gli esami



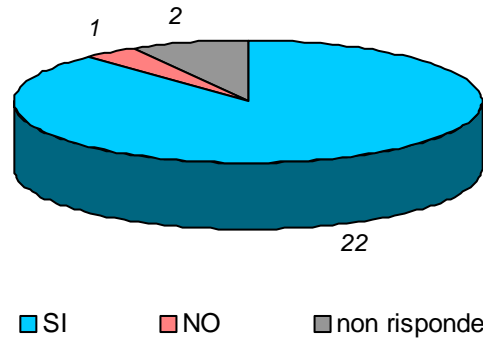
domanda 6: votazione media esami



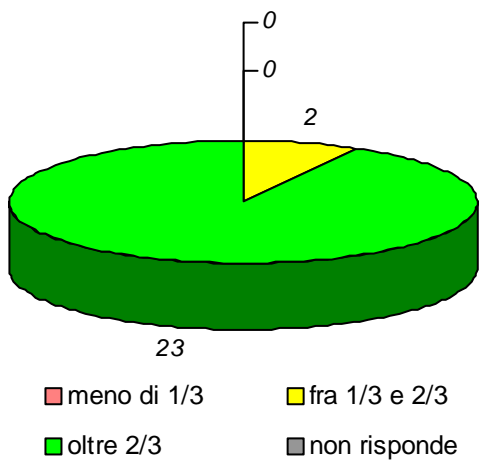
domanda 7: prima volta che affronta l'esame della disciplina



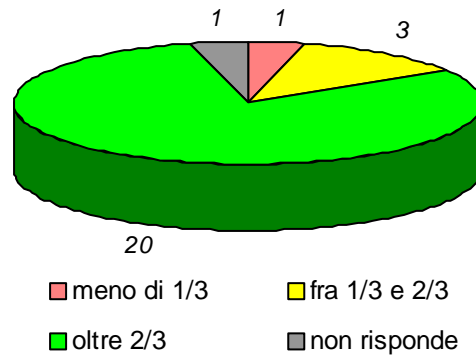
domanda 8: prima volta che segue la disciplina



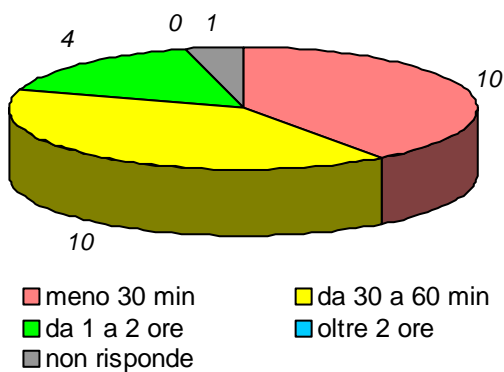
domanda 9: percentuale di frequenza della disciplina



domanda 10 : percentuale di frequenza delle discipline del piano studi

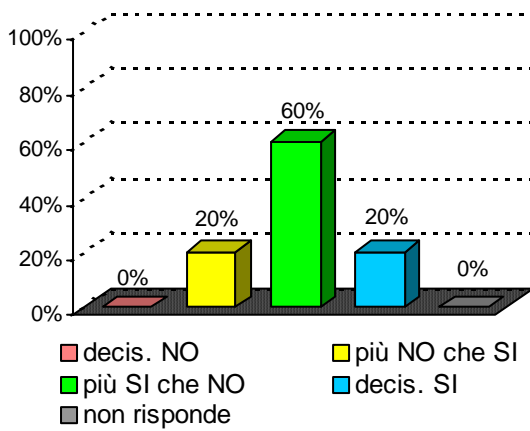


domanda 11 : tempo medio per raggiungere l'Università

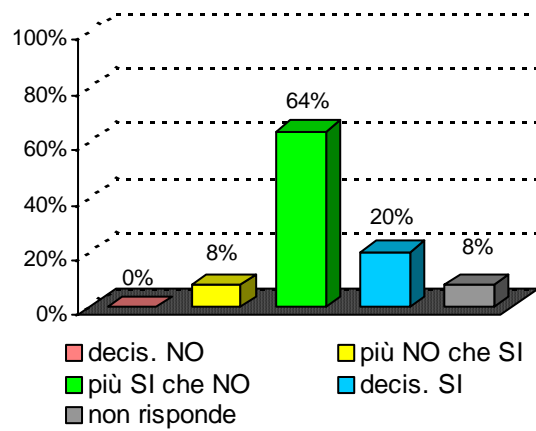


**Organizzazione e Infrastrutture**

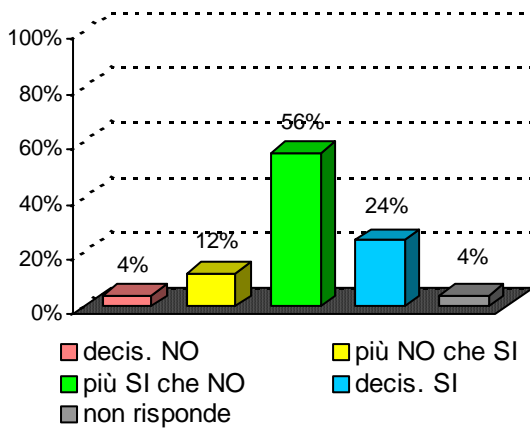
**domanda 12 : accettabilità carico studio totale**



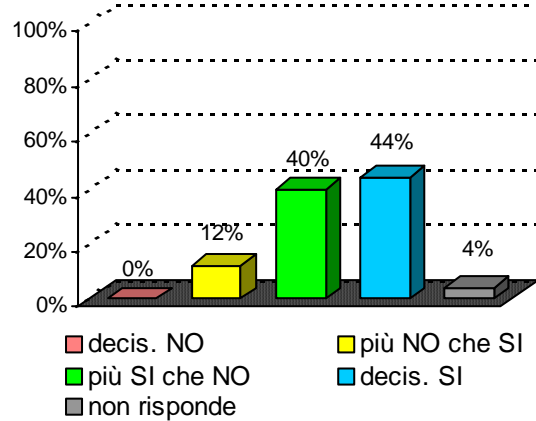
**domanda 13 : accettabilità organizzazione complessiva**



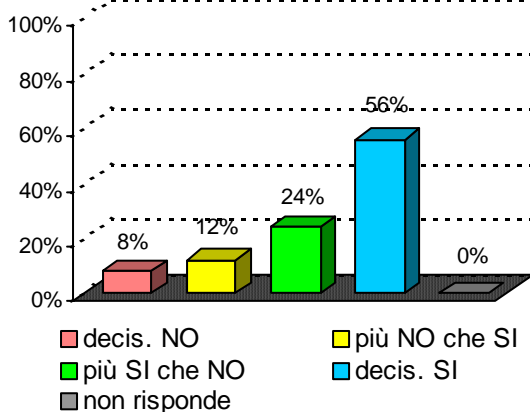
**domanda 14 : chiarezza definizione modalità esame**

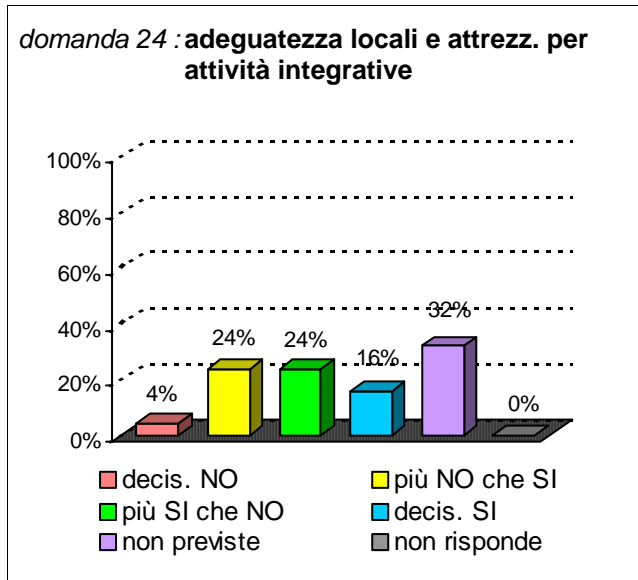
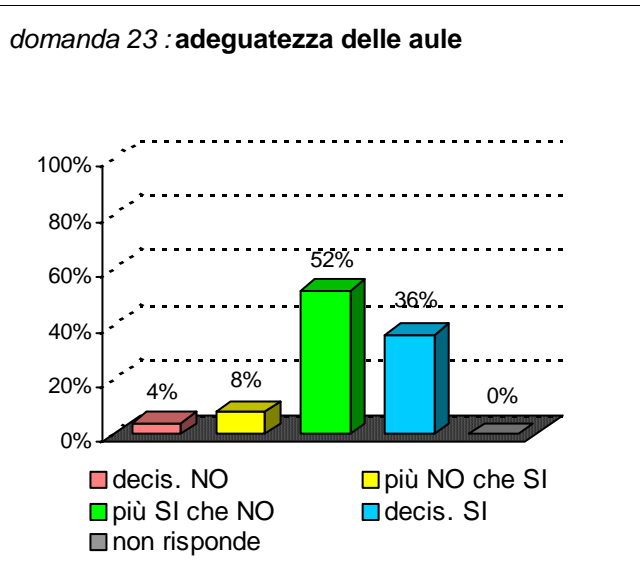


**domanda 15 : rispetto orari svolgimento didattica**

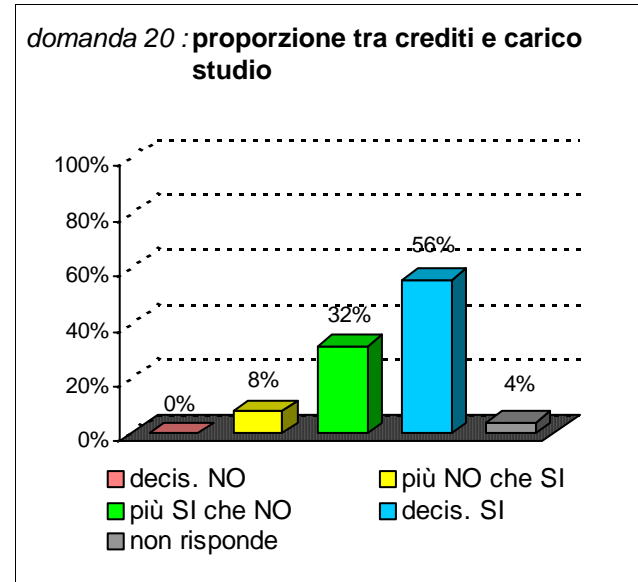
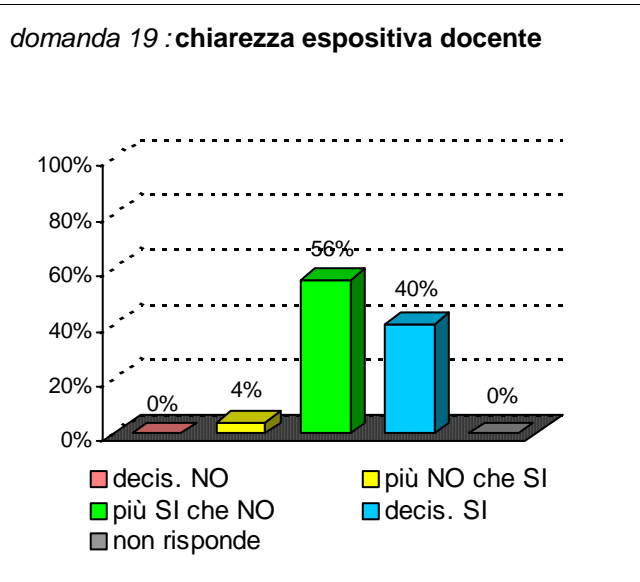
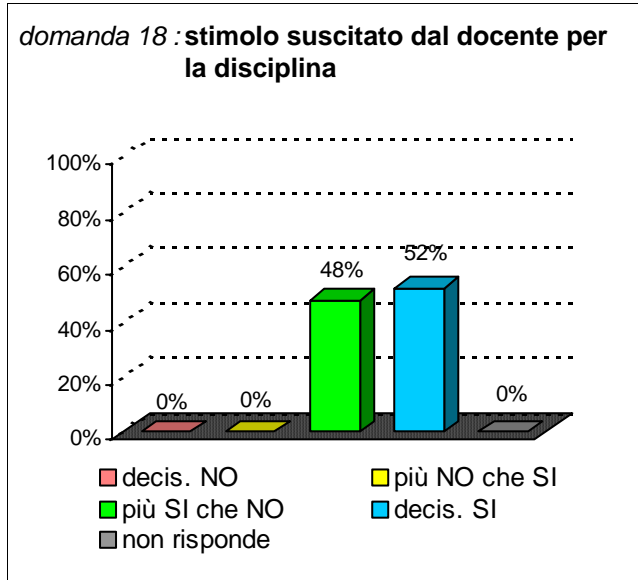
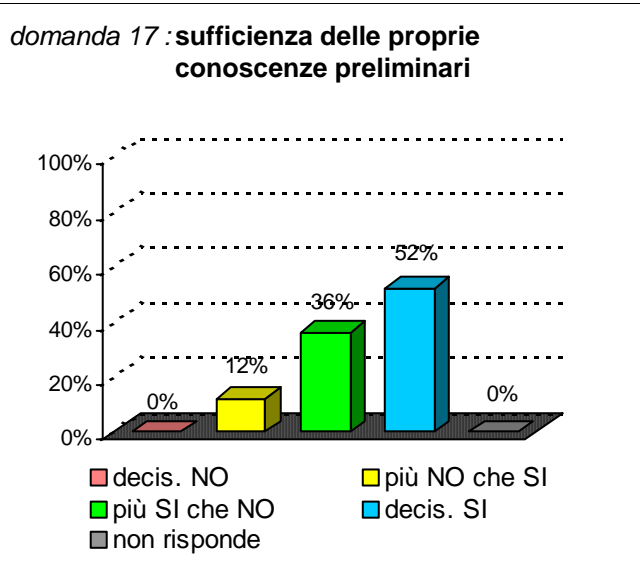


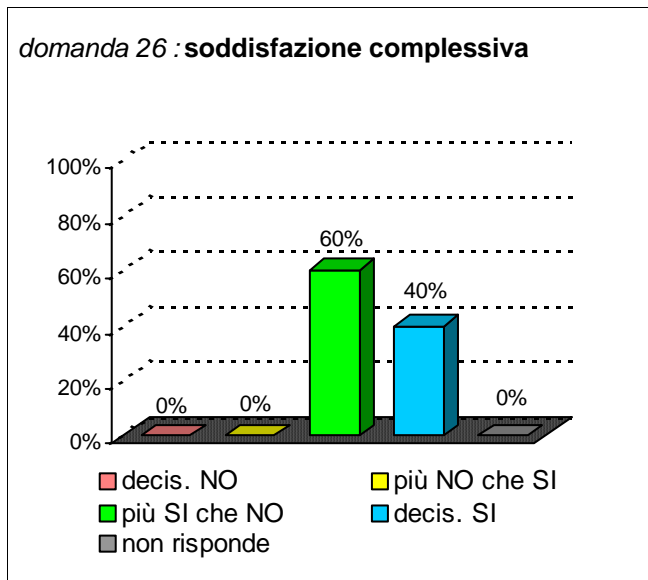
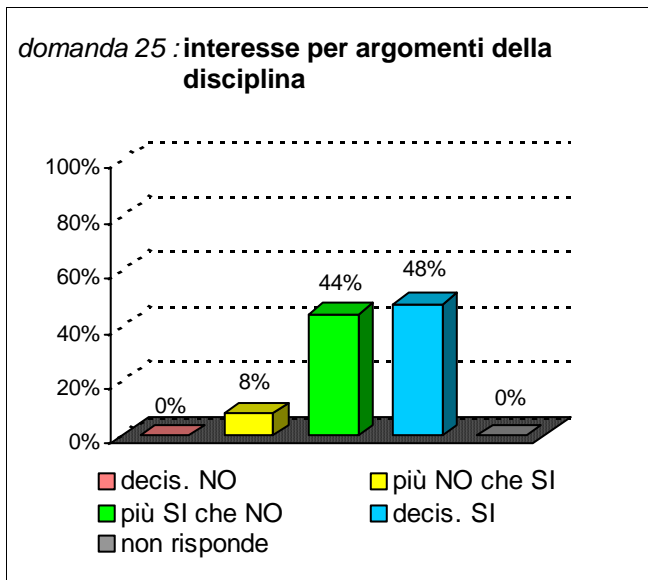
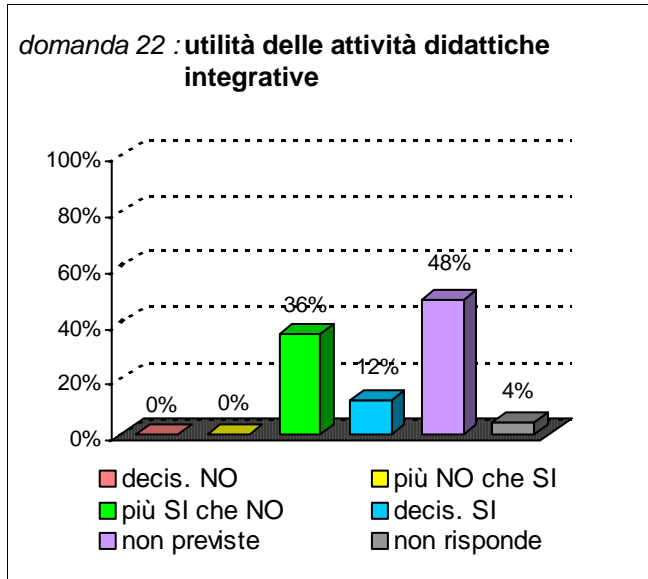
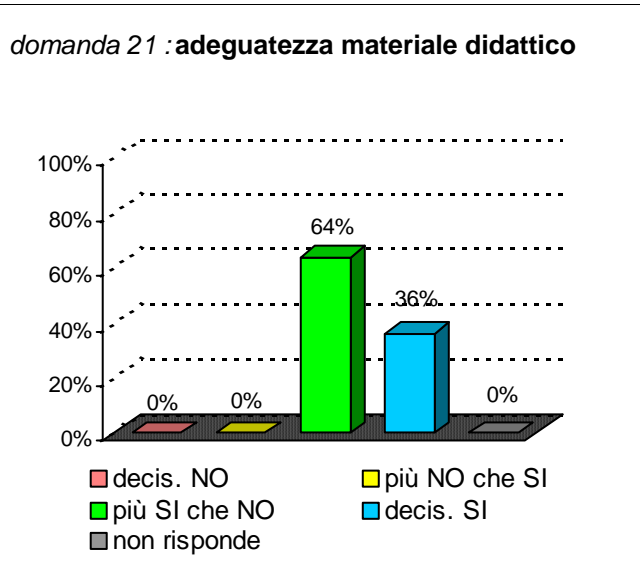
**domanda 16 : reperibilità del docente**





**Didattica e Soddisfazione**





**Sintesi delle valutazioni (domande qualitative) dell'insegnamento confrontate con quelle del rispettivo Corso di Studi e del Dipartimento di afferenza**

Valutazione dell' insegnamento con codice : **33647**

domanda	decis. NO	più NO che SI	più SI che NO	decis. SI	non previste	non risponde
14	4%	12%	56%	24%		4%
15	0%	12%	40%	44%		4%
16	8%	12%	24%	56%		0%
17	0%	12%	36%	52%		0%
18	0%	0%	48%	52%		0%
19	0%	4%	56%	40%		0%
20	0%	8%	32%	56%		4%
21	0%	0%	64%	36%		0%
22	0%	0%	36%	12%	48%	4%
25	0%	8%	44%	48%		0%
26	0%	0%	60%	40%		0%

Valutazione del corso di laurea :

**Scienze dell'amministrazione e della organizzazione**

classe : **L-16**

sede didattica : **CATANIA**

domanda	decis. NO	più NO che SI	più SI che NO	decis. SI	non previste	non risponde
14	8%	22%	39%	30%		1%
15	3%	10%	41%	45%		1%
16	3%	9%	43%	42%		2%
17	5%	15%	46%	33%		1%
18	10%	14%	47%	28%		1%
19	6%	13%	43%	37%		1%
20	4%	13%	45%	38%		1%
21	4%	8%	51%	35%		1%
22	5%	5%	20%	7%	54%	9%
25	3%	10%	44%	42%		1%
26	5%	12%	51%	31%		0%

Valutazione del Dipart. : **Scienze Politiche e Sociali**

domanda	decis. NO	più NO che SI	più SI che NO	decis. SI	non previste	non risponde
14	7%	15%	35%	42%		1%
15	4%	9%	35%	51%		1%
16	3%	7%	41%	48%		1%
17	5%	15%	49%	30%		0%
18	6%	13%	42%	39%		1%
19	5%	10%	39%	44%		1%
20	6%	15%	47%	32%		1%
21	4%	10%	50%	35%		1%
22	3%	7%	19%	12%	53%	6%
25	3%	8%	38%	50%		0%
26	6%	11%	43%	40%		1%